



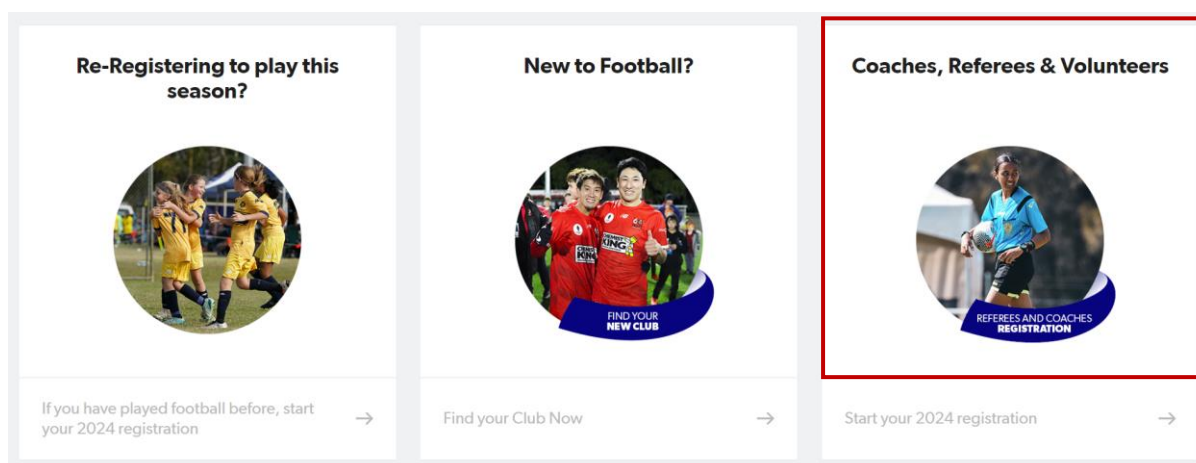
Football House
Unit 2/3 Phipps Close
Deakin ACT 2600
PO Box 50 Curtin ACT 2605
T +61 2 6260 4000
info@capitalfootball.com.au
ABN: 16 413 452 268

ENROLLING IN A GAME LEADER COURSE

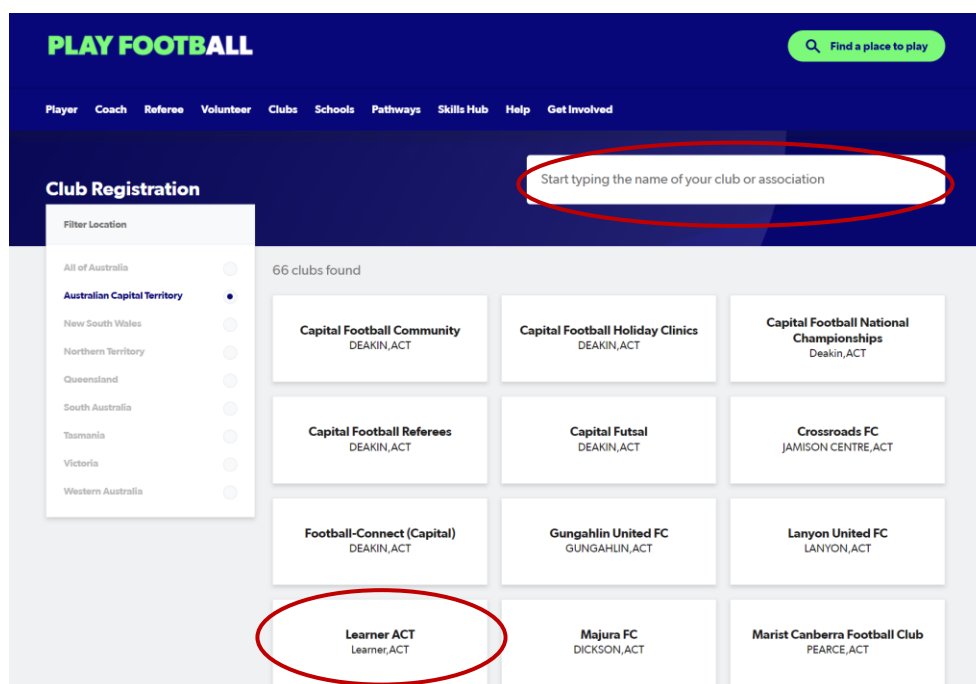
If you encounter any issues during registration, please contact support@playfootball.com.au for assistance

ACCESSING THE LEARNING CENTRE FOR THE FIRST TIME

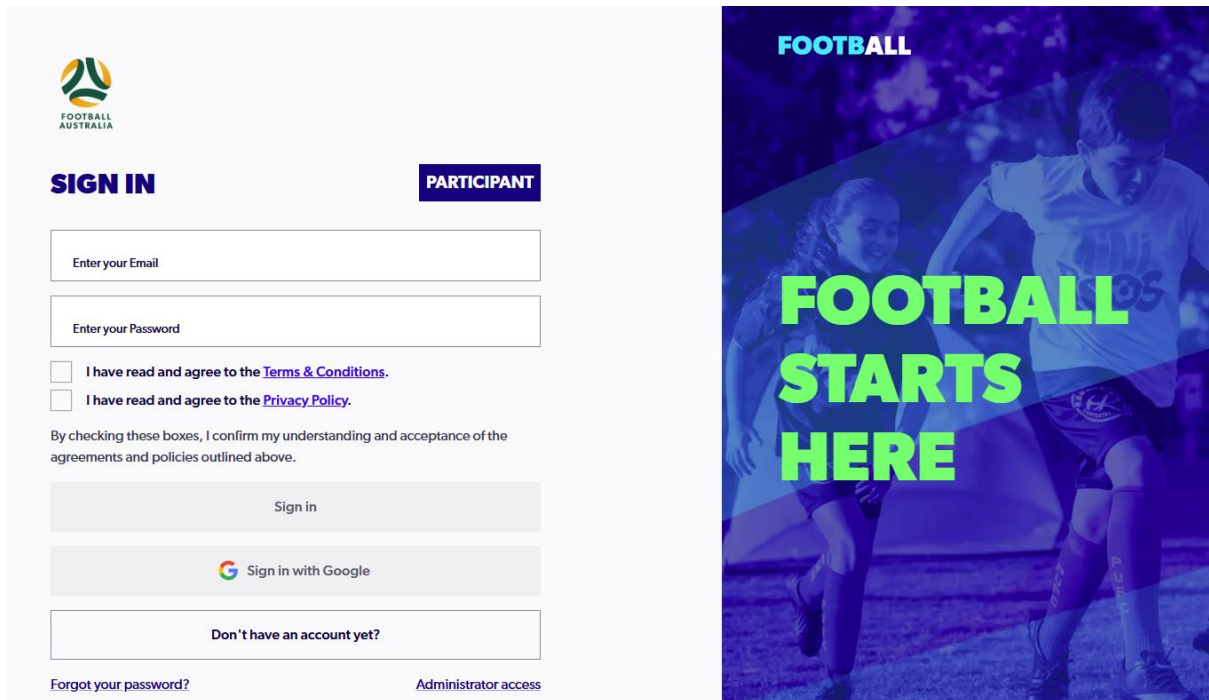
1. Go to [PlayFootball](https://playfootball.com.au), click on 'Coaches, Referees and Volunteers'



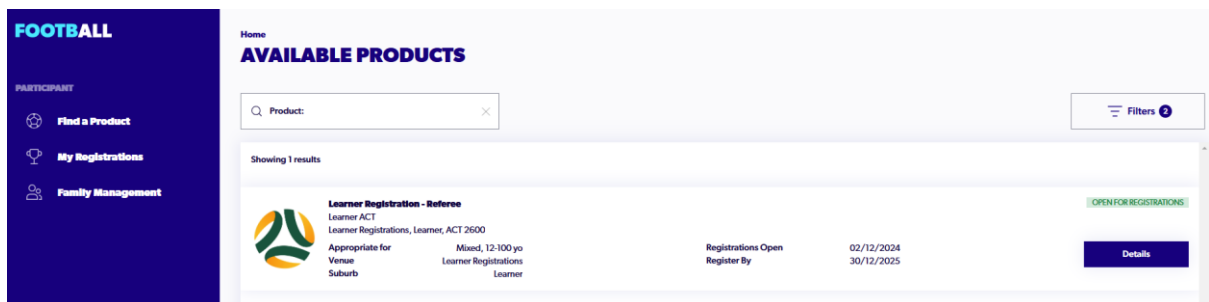
2. Click on 'Learner ACT' (page 3 of ACT Football Clubs, or use search bar)



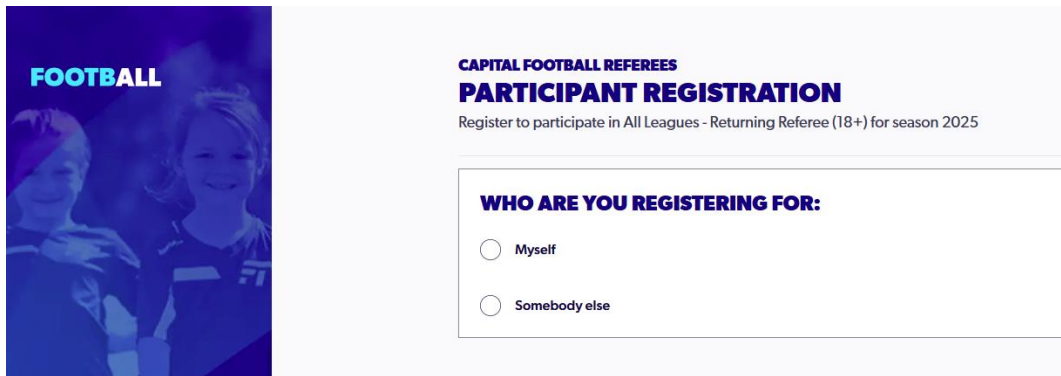
3. You will be directed to the **new** PlayFootball login page – use your existing details, check the boxes and select ‘Sign In’



4. Select ‘Details’ for the Learner Registration - Referee product, and then select ‘Register’ on the next page.



5. Choose if you are registering yourself or someone else associated with your account. You should get a popup with your previous details, select 'Use Record'.



FOOTBALL

CAPITAL FOOTBALL REFEREES

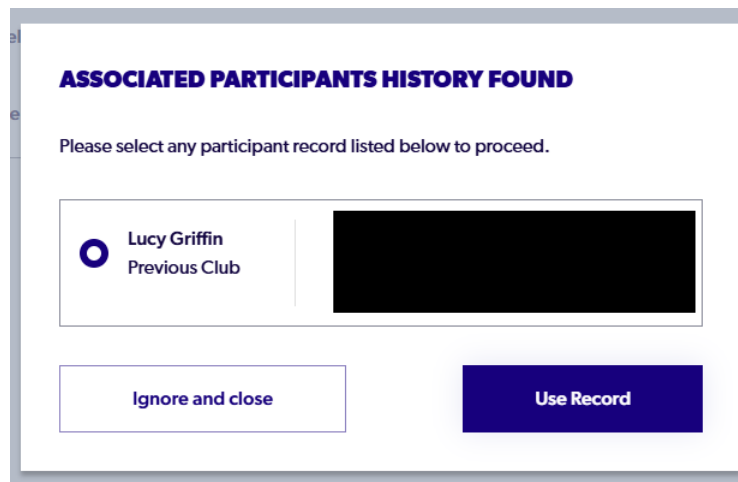
PARTICIPANT REGISTRATION

Register to participate in All Leagues - Returning Referee (18+) for season 2025

WHO ARE YOU REGISTERING FOR:

Myself

Somebody else



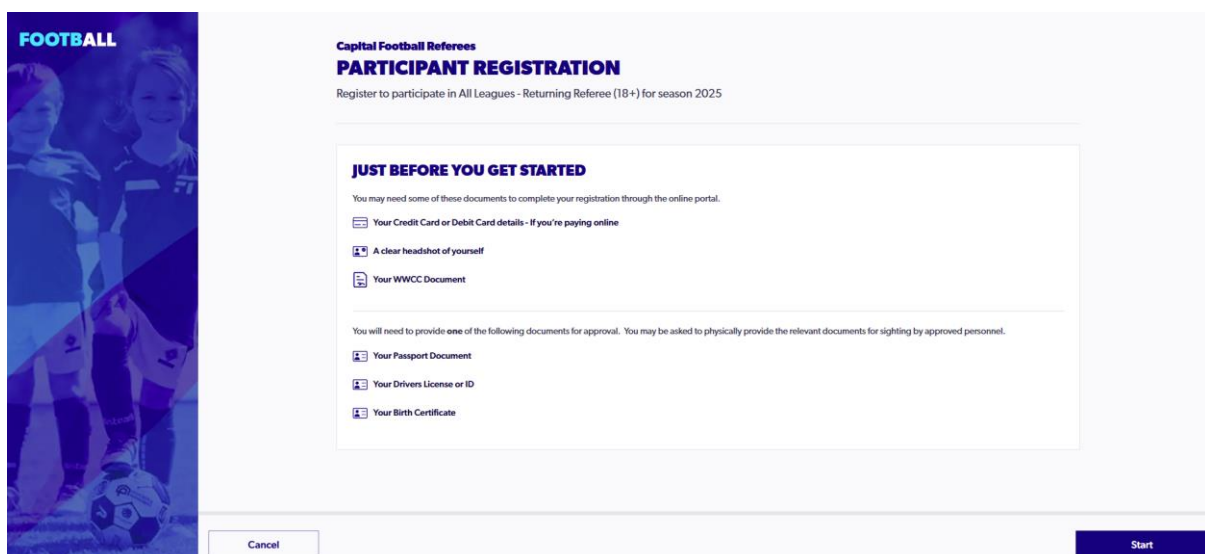
ASSOCIATED PARTICIPANTS HISTORY FOUND

Please select any participant record listed below to proceed.

Lucy Griffin
Previous Club

Ignore and close Use Record

6. Ensure you have all documents ready for registration, this includes a WWVP card (from [Access Canberra](#)) for participants aged 16 and older. You will need to have a volunteer check at a minimum.



FOOTBALL

CAPITAL FOOTBALL REFEREES

PARTICIPANT REGISTRATION

Register to participate in All Leagues - Returning Referee (18+) for season 2025

JUST BEFORE YOU GET STARTED

You may need some of these documents to complete your registration through the online portal.

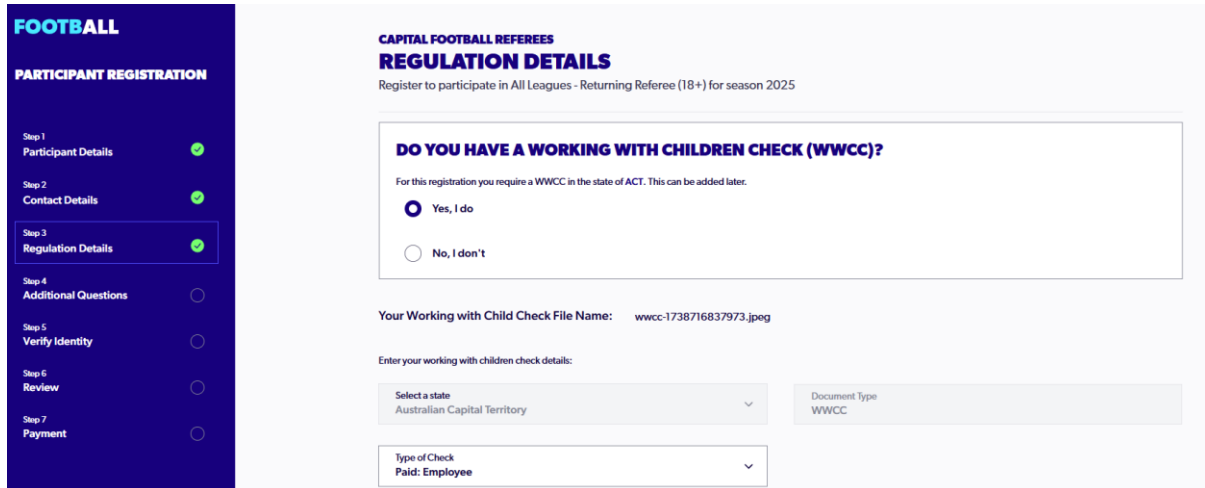
- Your Credit Card or Debit Card details - If you're paying online
- A clear headshot of yourself
- Your WWCC Document

You will need to provide one of the following documents for approval. You may be asked to physically provide the relevant documents for sighting by approved personnel.

- Your Passport Document
- Your Drivers License or ID
- Your Birth Certificate

Cancel Start

7. Follow the prompts, ensuring that the steps on the left of the screen show green ticks. **No tick means there is required information missing** – you will need to go back to the step with missing information.
8. **If aged 16+**, enter WWVP details – *you will not be able to register without a WWVP card*
 - a. Enter the issue date as five years before the expiry date



FOOTBALL

PARTICIPANT REGISTRATION

Step 1 Participant Details

Step 2 Contact Details

Step 3 Regulation Details

Step 4 Additional Questions

Step 5 Verify Identity

Step 6 Review

Step 7 Payment

CAPITAL FOOTBALL REFEREES

REGULATION DETAILS

Register to participate in All Leagues - Returning Referee (18+) for season 2025

DO YOU HAVE A WORKING WITH CHILDREN CHECK (WWCC)?

For this registration you require a WWCC in the state of ACT. This can be added later.

Yes, I do

No, I don't

Your Working with Child Check File Name: wwcc-1738716837973.jpeg

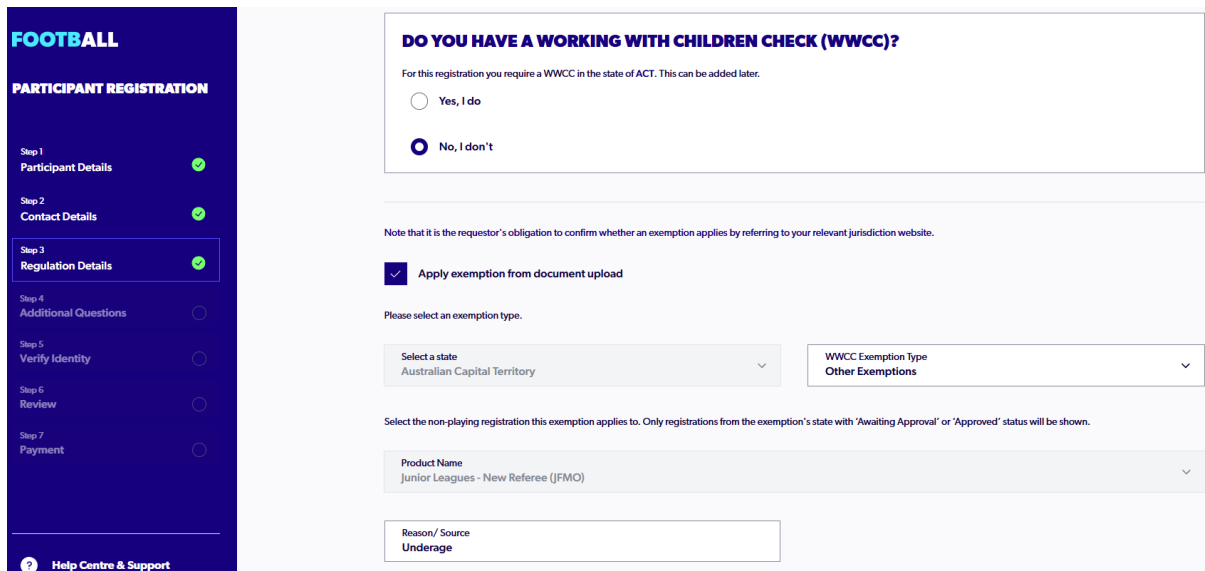
Enter your working with children check details:

Select a state
Australian Capital Territory

Document Type
WWCC

Type of Check
Paid: Employee

9. **If aged U16**, request an exemption by choosing 'Other Exemptions' for the Type, and put 'Underage' in the Reason box. You should not need to provide documentation.



FOOTBALL

PARTICIPANT REGISTRATION

Step 1 Participant Details

Step 2 Contact Details

Step 3 Regulation Details

Step 4 Additional Questions

Step 5 Verify Identity

Step 6 Review

Step 7 Payment

CAPITAL FOOTBALL REFEREES

REGULATION DETAILS

Register to participate in All Leagues - Returning Referee (18+) for season 2025

DO YOU HAVE A WORKING WITH CHILDREN CHECK (WWCC)?

For this registration you require a WWCC in the state of ACT. This can be added later.

Yes, I do

No, I don't

Note that it is the requestor's obligation to confirm whether an exemption applies by referring to your relevant jurisdiction website.

Apply exemption from document upload

Please select an exemption type.

Select a state
Australian Capital Territory

WWCC Exemption Type
Other Exemptions

Select the non-playing registration this exemption applies to. Only registrations from the exemption's state with 'Awaiting Approval' or 'Approved' status will be shown.

Product Name
Junior Leagues - New Referee (JFMO)

Reason/ Source
Underage

Help Centre & Support

10. After 24 hours from notification of registration approval, get access to Learning Management System – learn.footballaustralia.com.au
- a. If access does not come through, please email learningcentre@footballaustralia.com.au with your FFA number for assistance.

11. ACCESSING THE LEARNING CENTRE

OPTION 1 (use if you are the sole participant on your Playfootball account)

Click on the *'Learner (Football Account)'* option and login using your PlayFootball credentials

OPTION 2 (use if you have linked Playfootball accounts)

Click on the *'Learner (Learning Centre Account)'* option and enter your username as fa.XXXXXXXX (where "X" is your FFA number) and use your Playfootball Password. If this doesn't work, please use the 'Forgot Password' option and follow the directions.



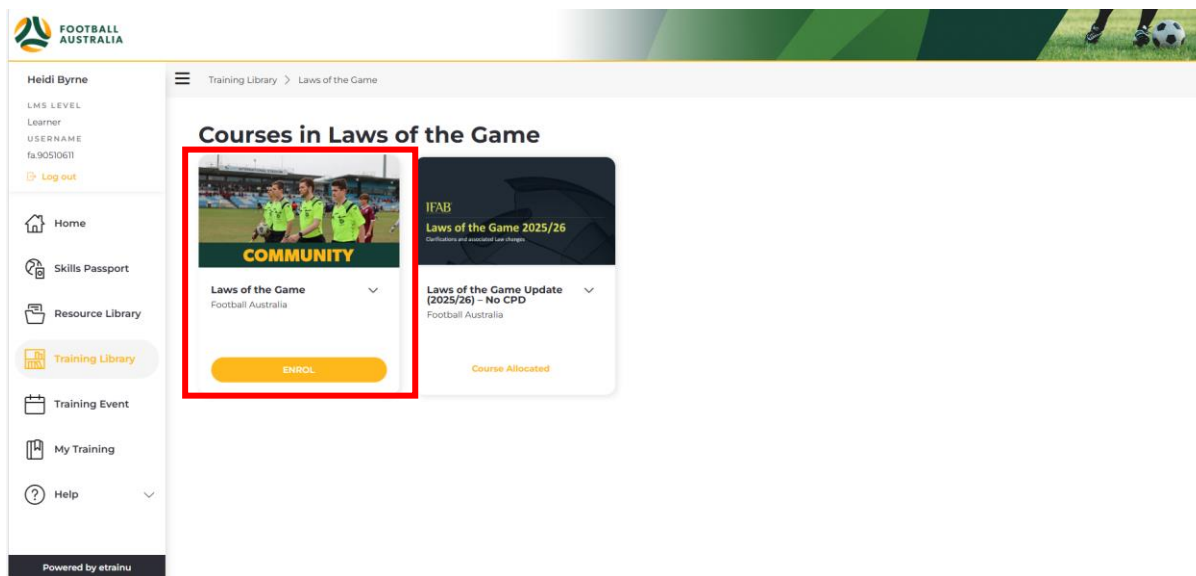
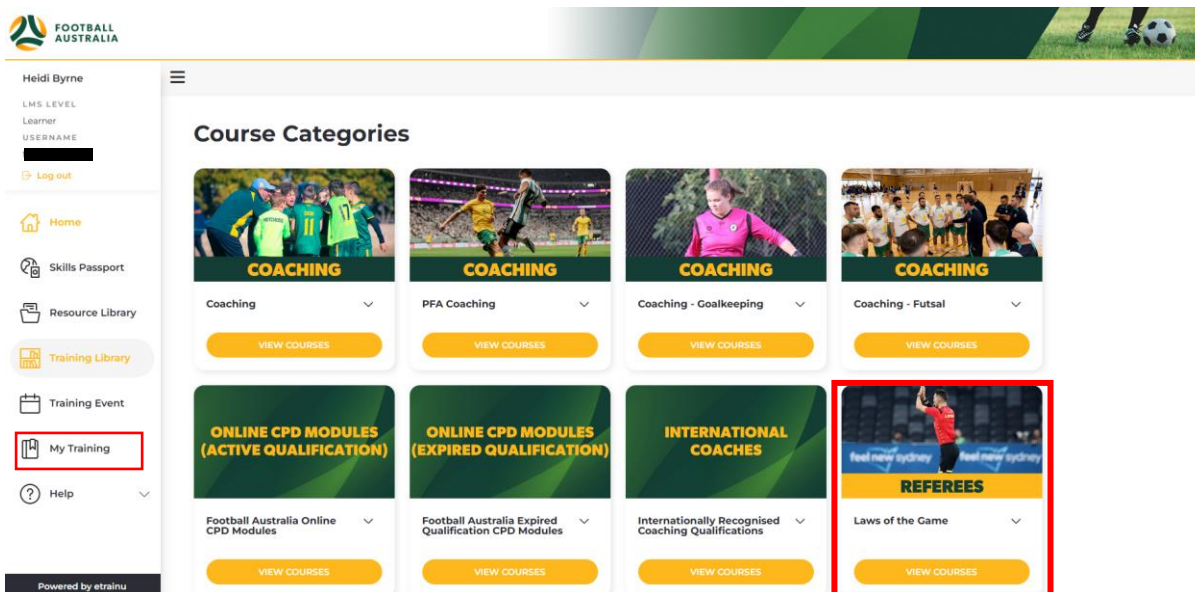
NOTE: If *'Multiple registrations against account'* error appears on login (see below), please email the Learning Centre Team (learningcentre@footballaustralia.com.au) with FFA numbers and they will organise access



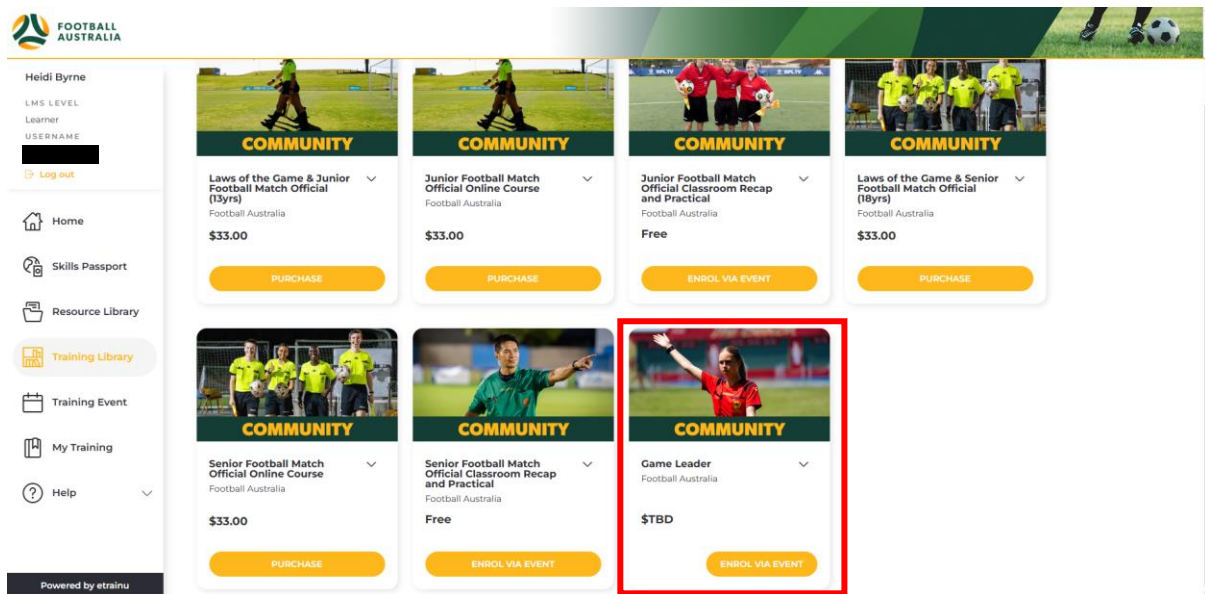
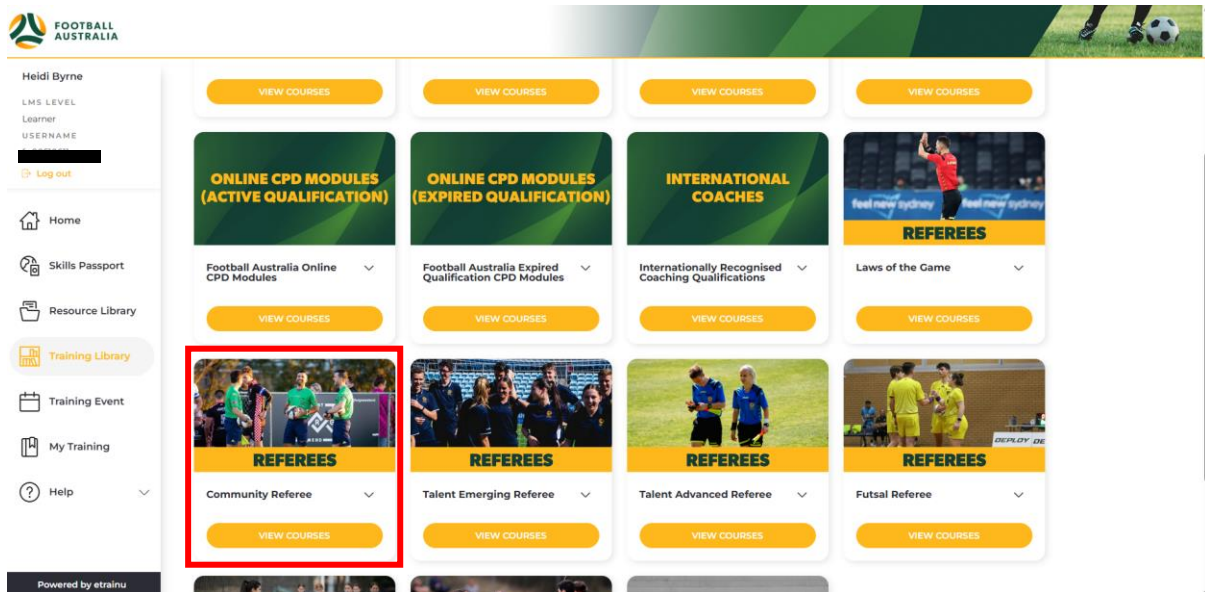
12. Select 'Training Library' from the menu on the left of the screen

The screenshot shows the Football Australia Learning Centre interface. On the left, a sidebar menu lists various options: Home, Skills Passport, Resource Library, Training Library (highlighted with a red box), Training Event, My Training, and Help. The main content area features a 'Welcome Heidi' message, a 'Learning Tailored for You' section with two cards for 'COACHES' and 'REFEREES', and a 'How to Use the Football Australia Learning Centre' section. The footer includes the text 'Powered by etrainu'.

13. Enrol and complete the 'Laws of the Game' course. You can come back to this at any time by clicking on 'My Training' from the menu on the left.



14. Once complete, enrol in the 'Game Leader' course by returning to the Training Library page, selecting 'Community Referee' and selecting 'Enrol via Event' under Game Leader. Select the Training Event you wish to attend, register, and pay.



After all course requirements are completed, the Capital Football Referees Department will send you an information pack detailing the next steps, including how to register as a Game Leader through PlayFootball and nominate your Junior Club, receive match appointments, how to use Spnd for communication, guidance on using Dribl, and important competition requirements.