



Football House
Unit 2/3 Phipps Close
Deakin ACT 2600
PO Box 50 Curtin ACT 2605
T +61 2 6260 4000
info@capitalfootball.com.au
ABN: 16 413 452 268



ENROLLING IN JUNIOR FOOTBALL MATCH OFFICIAL COURSE

*If you encounter any issues during registration, please contact
support@playfootball.com.au for assistance*

ACCESSING THE LEARNING CENTRE WITH AN EXISTING ACCOUNT

If you have an existing **referee** or **coach** account in the [Learning Centre](#), you can access it by trying the following options:

OPTION 1

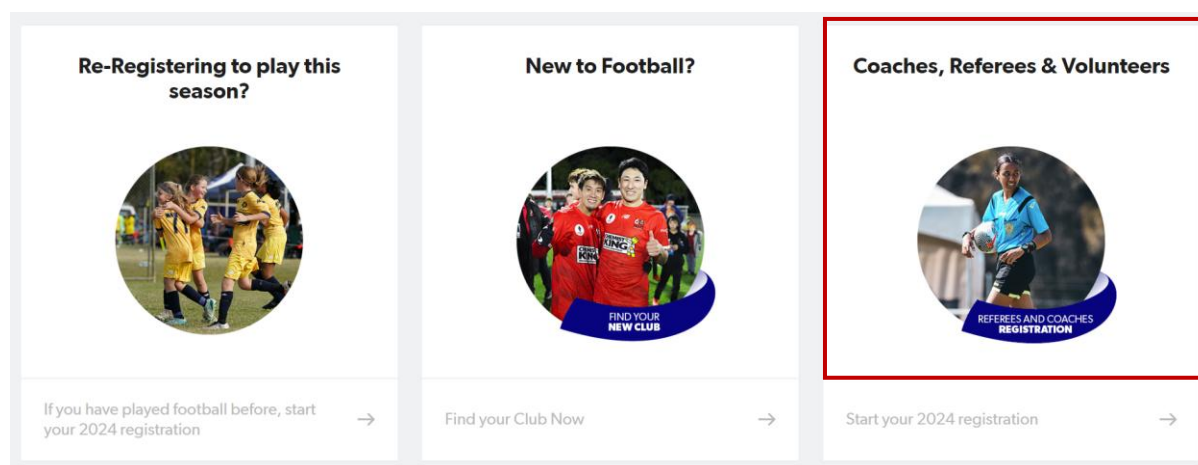
Click on the 'Learner (Football Account)' option and login using your PlayFootball credentials

OPTION 2

Click on the 'Learner (Learning Centre Account)' option. Some accounts will need a password reset to get access. Click on 'Forgot Password?' and enter your username as fa.XXXXXXXXXX (where "X" is your FFA number). Follow the email prompts.

ACCESSING THE LEARNING CENTRE FOR THE FIRST TIME

1. Go to [PlayFootball](#), click on 'Coaches, Referees and Volunteers'



2. Click on 'Learner ACT' (page 3 of ACT Football Clubs, or use search bar)

PLAY FOOTBALL Find a place to play

Player Coach Referee Volunteer Clubs Schools Pathways Skills Hub Help Get Involved

Club Registration

Filter Location

- All of Australia
- Australian Capital Territory**
- New South Wales
- Northern Territory
- Queensland
- South Australia
- Tasmania
- Victoria
- Western Australia

66 clubs found

Capital Football Community DEAKIN,ACT	Capital Football Holiday Clinics DEAKIN,ACT	Capital Football National Championships Deakin,ACT
Capital Football Referees DEAKIN,ACT	Capital Futsal DEAKIN,ACT	Crossroads FC JAMISON CENTRE,ACT
Football-Connect (Capital) DEAKIN,ACT	Gungahlin United FC GUNGAHLIN,ACT	Lanyon United FC LANYON,ACT
Learner ACT Learner,ACT	Majura FC DICKSON,ACT	Marist Canberra Football Club PEARCE,ACT

3. You will be directed to the **new** PlayFootball login page – use your existing details, check the boxes and select 'Sign In'

FOOTBALL AUSTRALIA

SIGN IN

PARTICIPANT

Enter your Email

Enter your Password

☐ I have read and agree to the [Terms & Conditions](#).

☐ I have read and agree to the [Privacy Policy](#).

By checking these boxes, I confirm my understanding and acceptance of the agreements and policies outlined above.

Sign in

Sign in with Google

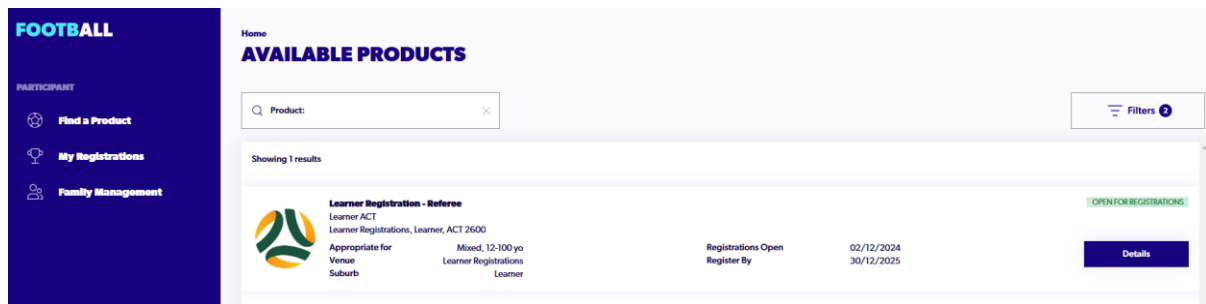
Don't have an account yet?

[Forgot your password?](#) [Administrator access](#)

FOOTBALL

FOOTBALL STARTS HERE

4. Select 'Details' for the Learner Registration - Referee product, and then select 'Register' on the next page.



5. Choose if you are registering yourself or someone else associated with your account. You should get a popup with your previous details, select 'Use Record'.

FOOTBALL

CAPITAL FOOTBALL REFEREES

PARTICIPANT REGISTRATION

Register to participate in All Leagues - Returning Referee (18+) for season 2025


WHO ARE YOU REGISTERING FOR:

☐ Myself

☐ Somebody else

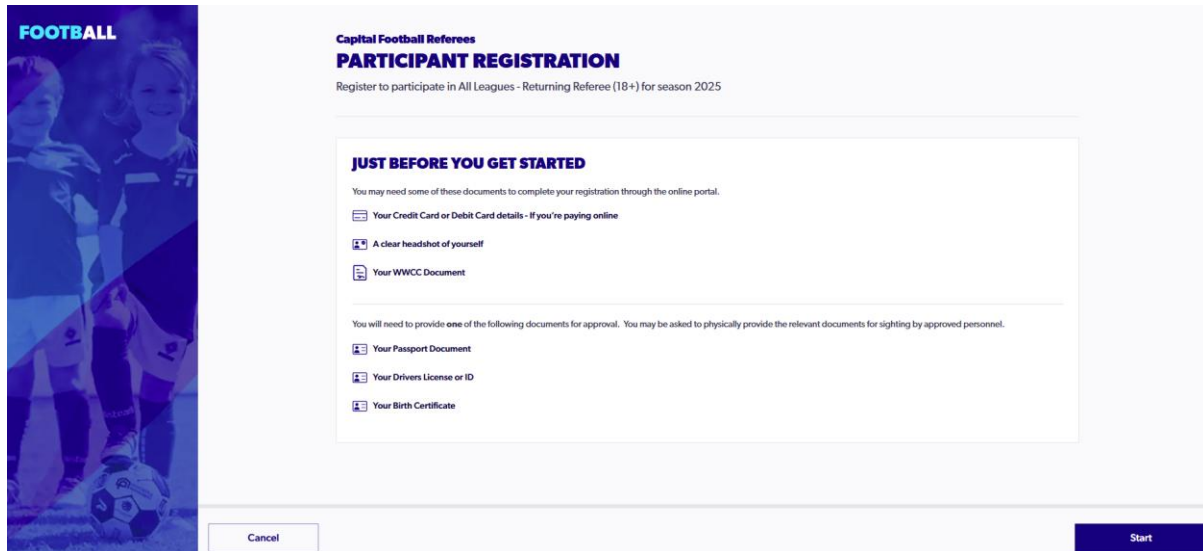
ASSOCIATED PARTICIPANTS HISTORY FOUND

Please select any participant record listed below to proceed.

<input type="radio"/>	Lucy Griffin Previous Club	
-----------------------	-------------------------------	--

[Ignore and close](#) [Use Record](#)

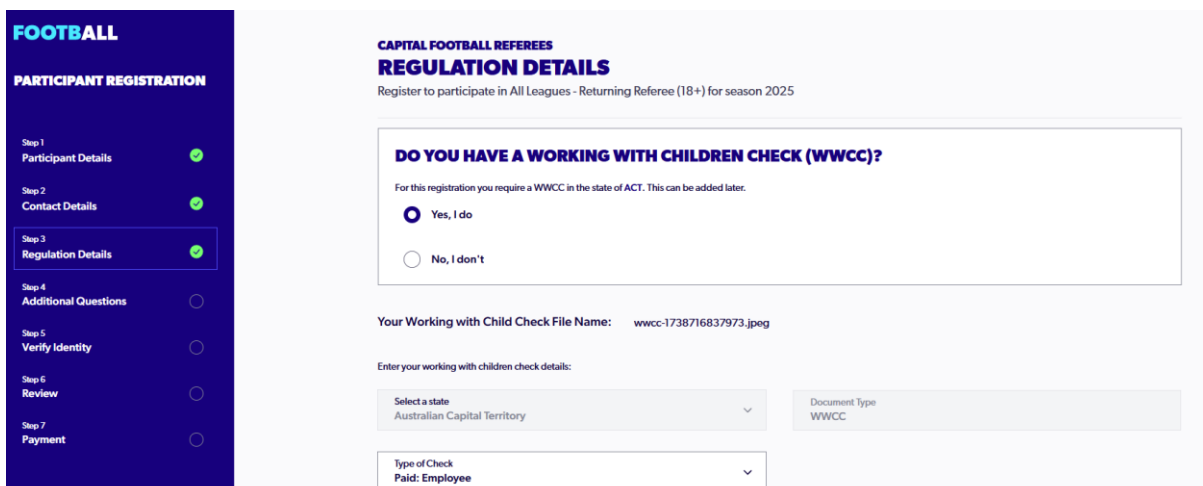
6. Ensure you have all documents ready for registration, this includes a WWVP card (from [Access Canberra](#)) for participants aged 16 and older. You will need to have a volunteer check at a minimum.



7. Follow the prompts, ensuring that the steps on the left of the screen show green ticks. **No tick means there is required information missing** – you will need to go back to the step with missing information.

8. **If aged 16+**, enter WWVP details – *you will not be able to register without a WWVP card*

- a. Enter the issue date as five years before the expiry date



9. If aged U16, request an exemption by choosing 'Other Exemptions' for the Type, and put 'Underage' in the Reason box. You should not need to provide documentation.

The screenshot shows the 'PARTICIPANT REGISTRATION' process for Football Australia. The left sidebar lists steps 1 through 7, with 'Step 3 Regulation Details' highlighted. The main content area is titled 'DO YOU HAVE A WORKING WITH CHILDREN CHECK (WWCC)?' and includes a note about the requirement for a WWCC in the state of ACT. There are two radio button options: 'Yes, I do' and 'No, I don't', with 'No, I don't' selected. Below this, a checkbox for 'Apply exemption from document upload' is checked. A note states that it is the requestor's obligation to confirm whether an exemption applies by referring to the relevant jurisdiction website. The form then asks to 'Please select an exemption type.' with two dropdown menus: 'Select a state' (set to 'Australian Capital Territory') and 'WWCC Exemption Type' (set to 'Other Exemptions'). A note below these menus states: 'Select the non-playing registration this exemption applies to. Only registrations from the exemption's state with 'Awaiting Approval' or 'Approved' status will be shown.' There are two more dropdown menus: 'Product Name' (set to 'Junior Leagues - New Referee (JFMO)') and 'Reason/ Source' (set to 'Underage'). At the bottom left of the sidebar is a 'Help Centre & Support' link.

10. After 24 hours from notification of registration approval, get access to Learning Management System – learn.footballaustralia.com.au
- a. If access does not come through, please email learningcentre@footballaustralia.com.au with your FFA number for assistance

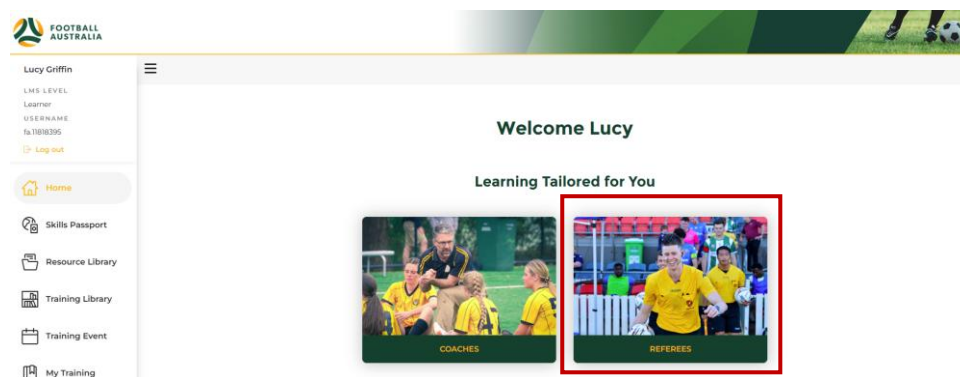
11. Click on 'Learner (Football Account)' and login using PlayFootball details



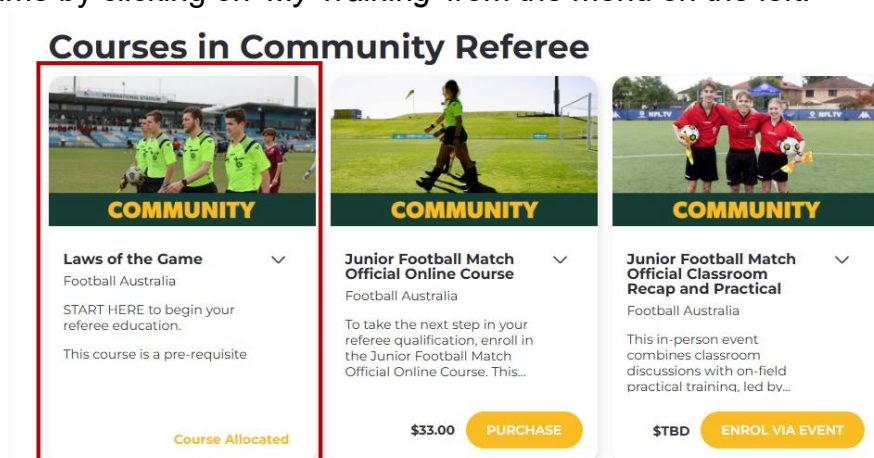
NOTE: If 'Multiple registrations against account' error appears on login (see below), please email the Learning Centre Team (learningcentre@footballaustralia.com.au) with FFA numbers and they will organise access



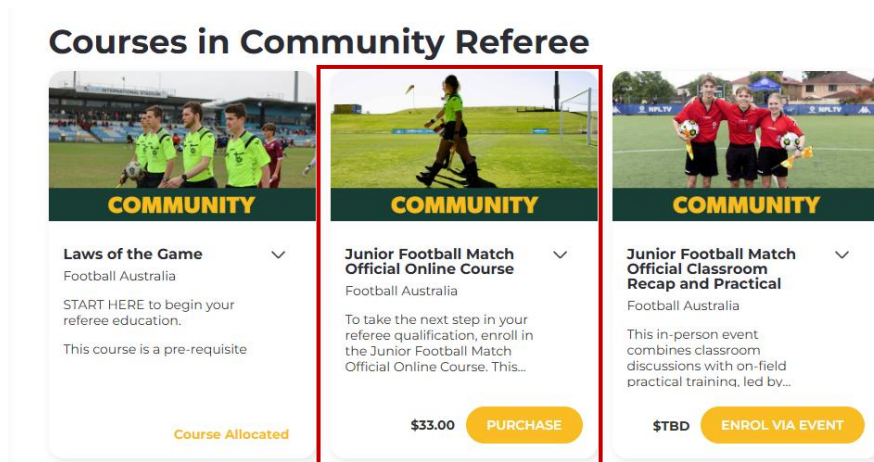
12. Select 'Referees' from the middle of the screen



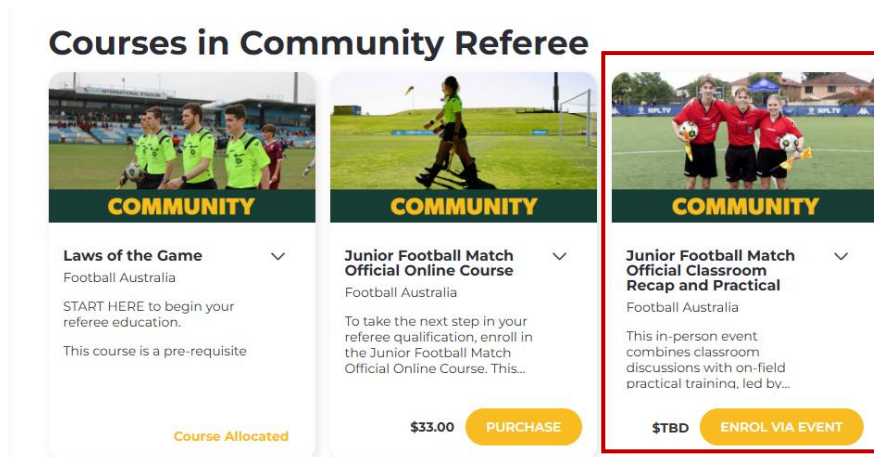
13. Enrol and complete the 'Laws of the Game' course. You can come back to these at any time by clicking on 'My Training' from the menu on the left.



14. Once done, enrol and complete the '*Junior Match Official Online Course*'. You can come back to these at any time by clicking on '*My Training*' from the menu on the left.



15. Once done, enrol in the '*Junior Football Match Official Classroom Recap and Practical*'. Select the Training Event you wish to attend and register.



Once you enrol in the Classroom Recap and Practical session, you will be provided with instructions on registering and paying for the Capital Football First-Year Referee Package via PlayFootball. This package covers the practical course fee, first-year registration, insurance, and a full referee kit (uniform, whistle, flags, and cards).

After all course requirements are completed, the Capital Football Referees Department will approve your registration. You will then receive an information pack detailing the next steps, including how to receive match appointments, how to use Spond for communication, guidance on using Dribl, and important competition requirements.