



**CAPITAL
FOOTBALL**

**GUIDE TO
CREATING
TEAMS ON DRIBL
SENIOR AND JUNIOR LEAGUES
2024**

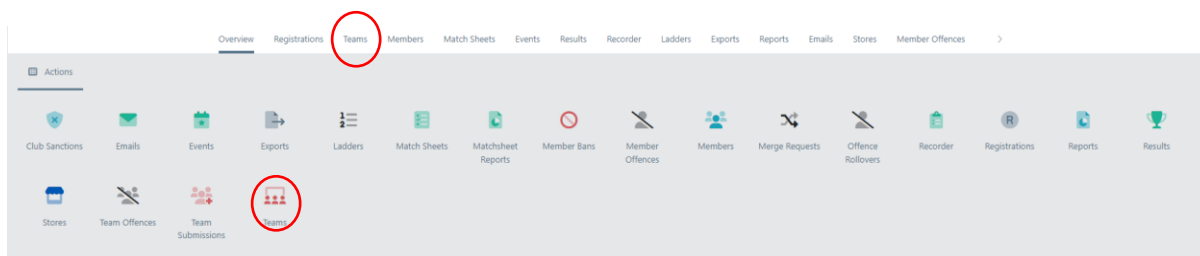
CONTENTS

Creating Teams on Dribl	3
Step 1	3
Step 2	3
Step 3	3
Step 4	4
Step 5	5

CREATING TEAMS ON DRIBL

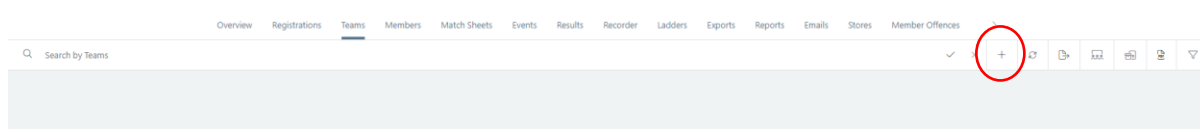
STEP 1

After Logging into Dribl, Click on the “Teams” tab.



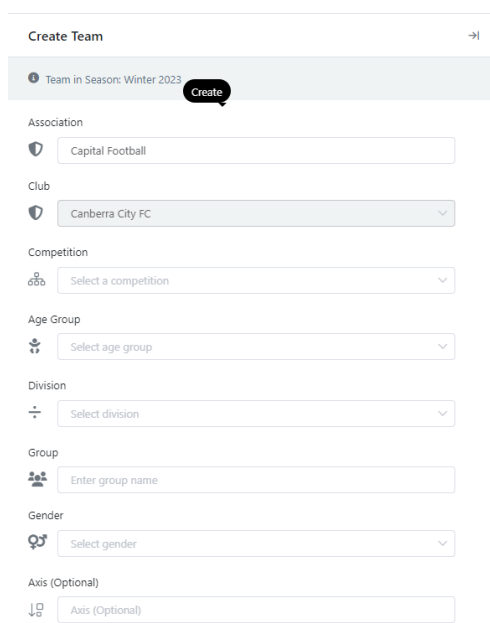
STEP 2

Along the top bar, click on the plus sign (if you hover over it, it should say “Create”). A side tab should open with a few prompts.



STEP 3

Ensure that the association is “Capital Football” and the Club is your club’s name. You may then go along the side tab, entering each prompt with your teams’ details. Under the section named “Group”, you will put in your team’s name or a team number to identify each team you create.

A screenshot of the 'Create Team' form in Dribl. The form is titled 'Create Team' and has a 'Create' button. The form fields are: 'Team in Season: Winter 2023' (with a 'Create' button), 'Association' (Capital Football), 'Club' (Canberra City FC), 'Competition' (Select a competition), 'Age Group' (Select age group), 'Division' (Select division), 'Group' (Enter group name), 'Gender' (Select gender), and 'Axis (Optional)' (Axis (Optional)).

Please Note: Entering a team's division is only the preferred division for the team. This may change pending any necessary team movement from CF.

STEP 4


Under the section that asks for 'Minimum' and 'Maximum' Players, enter the correct team numbers corresponding to the competition your team is going to be in. See below:

- ▶ Senior Leagues Minimum Players: 7
- ▶ Senior Leagues Maximum Players: 25



- ▶ Junior Leagues (U14/15/16/18) Minimum Players: 7
- ▶ Junior Leagues (U14/15/16/18) Maximum Players: 18
- ▶ Junior League U12 Minimum Players: 7
- ▶ Junior League U12 Maximum Players: 14
- ▶ Junior League U13 Minimum Players: 7
- ▶ Junior League U13 Maximum Players: 13

- ▶ MiniRoos Minimum Players: 7
- ▶ MiniRoos Maximum Players: 15




Code (Auto generated)

 CNB

Minimum Players

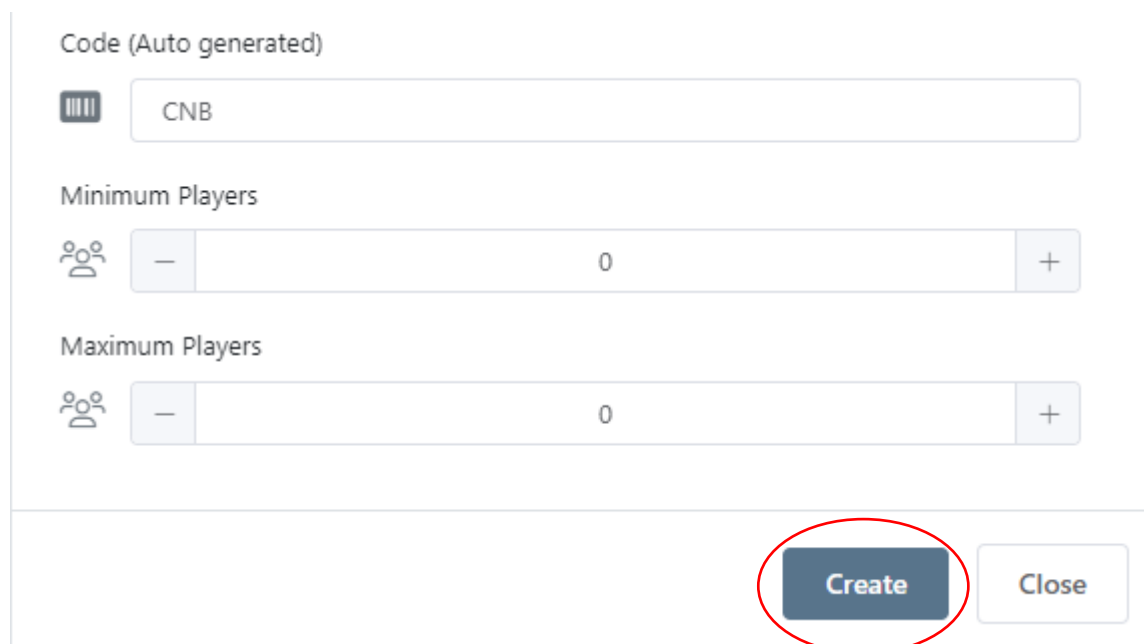
  

Maximum Players

STEP 5

After entering all prompts, click 'Create' at the bottom of the tab. Doing this will put the team into your club's system.



The screenshot shows a form for creating a team. It includes a text input field for 'Code (Auto generated)' containing 'CNB'. Below this are two range inputs for 'Minimum Players' and 'Maximum Players', both set to 0. At the bottom right, there are two buttons: 'Create' (highlighted with a red circle) and 'Close'.

If there are any issues that arise when creating a team, please contact the Competitions staff:

Akshay Shah:

Email: akshay.shah@capitalfootball.com.au

Phone Number- 02 6189 2208

James White:

Email: james.white@capitalfootball.com.au

Phone Number- 02 6189 2212

Nic Martiniello:

Email: nicholas.martiniello@capitalfootball.com.au

Phone Number- 02 6189 2214