



CAPITAL
FOOTBALL

ANNUAL REPORT

2022

CONTENTS

Board of Directors	4
Chair's Report	5
2022 ACT Summary	7
Participation	9
▶ National Premier Leagues (Men and Boys)	
▶ National Premier Leagues (Women and Girls)	
▶ Federation Cup	
▶ Community Leagues	
▶ Futsal	
Game Development	17
Kanga Cup	19
Referees	21
Skill Acquisition Program	26
Technical Department	27
Coach Education	29
Canberra United Academy	32
Canberra United	34
League Tables	35
Financial Statements	50
Hall of Fame & Life Members	67

BOARD OF DIRECTORS



Angelo Konstantinou
Chair



Fran Sankey
Deputy Chair & Director



Georgia Briggs
Director



Andrew MacFarlane
Director



Gary Vandeburgt
Director



Kim Ward
Director



Justin Webb
Director



Grace Gill
Director

CHAIR REPORT



After two consecutive COVID interrupted seasons I was glad to see Football in the ACT and surrounding regions return to normal in 2022. From MiniRoos to our National Premier League it was nothing but excitement for those that took part in our great game.

Participation levels were up 2% across the board in 2022 and off the back of a hugely successful men's 2022 FIFA World Cup

and the highly anticipated Women's 2023 FIFA World Cup to be held right here in Australia and New Zealand, we hope to build on these numbers in 2023.

Locally, I send my congratulations to the winners of all our competitions from the National Premier League down to our grassroots junior clubs, and our wonderful MiniRoos players. Our football community is the lifeblood of the game in Canberra and the surrounding regions and the incredible work that the volunteers and committee members of our clubs put in week-in, and week-out, is a testament to their dedication to our amazing game.

Our focus also turned to the indoor game (Futsal) in 2022 and the implementation of the new Capital Futsal League that saw the introduction of six new franchises across Canberra and the region competing in men's and women's competitions.

We invested heavily in this new venture under our former CEO whose vision for the CFL included ensuring that teams had access to a quality playing facility, brand new kits, and that every match in the competition was streamed live via our broadcast partners at BarTV Sports.

The tournament was superbly received by all with many complementing the quality of play and excitement generated, and we had good crowds for the

Finals weekend played across three days at Daramalan College. We hope to build on this achievement to make it a sustainable success going forward.

We have built our coach education department and continue to offer courses to help our community coaches build their football knowledge and to give back to their clubs. The same is true amongst our match officials. We are aware that there is plenty of work to be done in this area and have started to address the lack of officials by implementing procedures to increase numbers.

On a broader scale, the return of the Kanga Cup for the twice postponed 30th edition created excitement for everyone coming out of the post-COVID hiatus of two years without one of the Southern Hemisphere's biggest and best international youth football tournaments.

Over 200 teams travelled to Canberra, creating a lively and eclectic atmosphere, and bringing a much-needed cash injection into the local economy, with thousands of tourists descending on the Capital in the first week in July.

Elsewhere, the Canberra United All Ability Academy, the first dedicated football academy for people with a disability in the ACT and believed to be the first all ability academy aligned with an A-League club, had another fantastic year.

The Academy is open to all footballers with cerebral palsy, acquired brain injury or symptoms acquired from a stroke. The players train twice a week at Hawker Football Centre and play games against the Canberra United Academy U15 girls. It's something we are very proud of and are looking to develop further.

It was a disappointing end to the season on the field for Canberra United in the Liberty A-League in terms of results as the team missed out playing finals football on goal difference. We thank our loyal and enthusiastic fans who continued to support the club. Our supporter base is also a huge part of our Club and would like to thank everyone that attended during the year.

We would like to recognise the ongoing support of Canberra United's sponsors, especially our major partners, the ACT Government, University of Canberra, Blumers, and Club Lime,

CHAIR REPORT

who's continued support allows the team to continue to inspire the next generation of Matildas and grow women's football.

Congratulations to our referees who continued to fly the flag at the highest level with Owen Goldrick and Lauren Hargrave appointed to the FIFA Assistant Referees panel. There were seven Capital Football referees on the A-League Panels, with three appointed to the 2021/22 A-League Women's Grand Final, with Lauren Hargrave and Delfina Dimoski as Assistant Referees and Georgia Ghirardello the fourth official.

Whilst our Football community is one of the smallest on a National Level, we punch well above our weight for National Team selection. I would like to congratulate all the players and coaching officials that have had the honour to participate in training camps and for selection in our National Teams.

I would also like to congratulate Kelly Stirton who was the inaugural Head Coach of the ParaMatildas. Kelly took the team to a Silver Medal in the IFCPF Womens World Cup held in Salou, Spain.

On behalf of the Board and Capital Football I would like to thank all the businesses that supported one of our member clubs that has seen our game continue to grow in 2022, and who we will hopefully see return in 2023.

The heart and soul of our sport are the volunteers, who we can't thank enough for the time and tireless commitment they make to support the teams, clubs, and Capital Football to help deliver football to the thousands of participants in the largest participation sport in Canberra and the surrounding regions.

To the Capital Football Zone Council, Standing Advisory Committee members and Capital Football staff, thank you for your dedicated and continued commitment to football in the region.

Whilst there was a broad range of positives from 2022, including the return of football and associated activity post-COVID, the Board is very concerned

about the significant reported 2022 deficit. This was underpinned by a number of factors including delays in revenue rebounding to pre-Covid levels, conscious investment into new programs (e.g., CFL), and the increased costs of running a professional football team. However, the result was also influenced by excessive unbudgeted expenditure facilitated by a lack of daily financial management and planning.

The Board is extremely disappointed, especially by the unplanned expenditure, and has worked hard to identify the causes of this, taking steps to safeguard against this happening going forward and to set the organisation up for a sustainable future. Lessons have been learnt.

One key action has been to appoint a new permanent CEO. The search for a new CEO proved unsuccessful in early 2022, with Chris Gardiner appointed as interim CEO in February. Following a successful recruitment process later in the year, Ivan Slavich was appointed as the new permanent CEO commencing a handover process in November. In a short space of time Ivan has hit the ground running and made significant progress on several fronts.

Additionally, we have taken steps to strengthen daily financial management by adopting a shared service model to integrate our finance department with Football Queensland, which we will see the benefit of in 2023 and beyond. This will provide full time designated financial support for the organisation.

In terms of Board composition, at the AGM in May, Director Grace Gill stepped down after three years. I would like to thank Grace for her service to the Board. Andrew MacFarlane and Kim Ward were appointed to the Board towards the end of the year.

Football is often challenging for Federations, but together we can build a solid foundation and set ourselves up for an exciting future.

Angelo Konstantinou

Chair

Capital Football

2022 ACT SUMMARY



TOTAL PARTICIPATION

35,291

2%
GROWTH
ON 2021

OUTDOOR AFFILIATED FOOTBALL

15,727
PARTICIPANTS

48
CLUBS

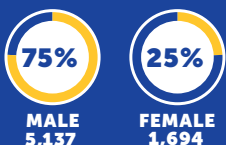


11,390
MALE
(72% OF TOTAL)

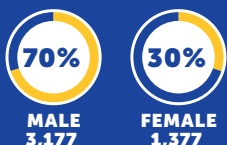


4,323
FEMALE
(27% OF TOTAL)

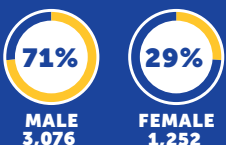
MINIROOS
6,833
PARTICIPANTS



YOUTH
4,560
PARTICIPANTS



SENIOR
4,334
PARTICIPANTS



1,043
REGISTERED COACHES
84% MALE
16% FEMALE

632
REGISTERED REFEREES
78% MALE
22% FEMALE

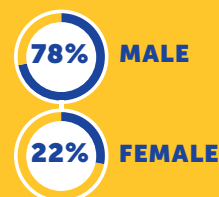
752
VOLUNTEERS
41% MALE
59% FEMALE

WOMEN & GIRLS PARTICIPATION 7,146

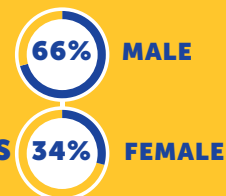
INCLUDES OUTDOOR, REGISTERED FUTSAL & SOCIAL

OTHER FORMATS

FUTSAL
3,030
PARTICIPANTS



SOCIAL
6,414
PARTICIPANTS



SCHOOLS TOTAL
3,571
PARTICIPANTS

Includes FA Sporting Schools, school competitions
and school participation programs

COMMUNITY EVENTS &
PROMOTIONAL EXPERIENCES
4,114
PARTICIPANTS

*Total numbers include male, female and gender unspecified



PARTICIPATION

NATIONAL PREMIER LEAGUES (MEN AND BOYS)

Charity Shield

The 2022 Charity Shield, played at Gungahlin Enclosed, saw \$1440 raised for Fortem Australia, a charity who aims to provide specialised wellbeing and mental fitness support to first responder families. The Men's Charity Shield went to Monaro Panthers after a 7-1 win against Tigers FC.

The 2022 Capital Football National Premier League Men's and Capital Premier League Men's competition season saw eight teams in each competition take part in 21 rounds over the winter season for the first time in two years. Premiers were awarded in each division, with Canberra Croatia taking out the Premiership in the NPL Men's competition. Tuggeranong United were crowned Premiers in the CPL Men's competition earning promotion back into the NPL after being relegated at the end of the 2021 season.



- ▶ Belconnen United were relegated from NPL to CPL.
- ▶ Canberra Juventus were promoted from State League to CPL.
- ▶ Monaro Panthers played against Canberra Croatia in the NPL Grand Final, with Monaro Panthers winning 2-1.
- ▶ Tuggeranong United played Brindabella Blues in the CPL Grand Final, with Tuggeranong winning 2-1.

NPL Boys Grand Final Results

NPLB U13 - Canberra Olympic 3 Gungahlin United 2
Player of the Match: Thinley Dorji (Canberra Olympic)
Premiers: Belconnen United

NPLB U14 - Canberra Olympic 4 Griffith FC 1
Player of the Match: Zachary Coulson (Canberra Olympic)
Premiers: Canberra Olympic

NPLB U16 - Canberra Croatia 2 Canberra Olympic 3
Player of the Match: Zia Baird (Canberra Olympic)
Premiers: Canberra Croatia

NPLB U18 - Radford College 2 Gungahlin United 2 – Radford College win 4-3 on penalties
Player of the Match: Jordan Johnathan (Radford College)
Premiers: Gungahlin United

CPLB U13 - O'Connor Knights 6 Brindabella Blues 0
Player of the Match: Anes Elsergany (O'Connor Knights)
Premiers: O'Connor Knights

CPLB U14 - O'Connor Knights 1 Tuggeranong United 0
Player of the Match: Tommy Davis (Tuggeranong United)
Premiers: O'Connor Knights

CPLB U16 - O'Connor Knights 1 Majura SC 0
Player of the Match: Leon Thomson Senanayake (O'Connor Knights)

CPLB U18 - Brindabella Blues 3 Monaro Panthers 2
Player of the Match: Kalan Hair (Brindabella Blues)
Premiers: O'Connor Knights

NATIONAL PREMIER LEAGUES (WOMEN AND GIRLS)

Charity Shield

The 2022 Charity Shield, played at Gungahlin Enclosed, saw \$1440 raised for Fortem Australia, a charity who aims to provide specialised wellbeing and mental fitness support to first responder families. Canberra Croatia took on West Canberra Wanderers in the Women's match with Canberra Croatia claiming the Shield with a dominant 6-0 victory.

The 2022 Capital Football National Premier League Women's competition season saw Canberra Croatia taking out the Premiership. Canberra Olympic played Belconnen United in the National Premier League (NPL) Women's Grand Final, winning 4-1.

The 2022 Capital Football National Premier League Women's competition season saw eight teams take part in 21 rounds, fighting it out for the League Premiership, League Championship and/or to avoid relegation. Premiers were awarded in each division, with Canberra Croatia taking it out. Canberra Olympic took out the League Championship, beating Belconnen United in the Grand Final.

- ▶ Wagga City Wanderers FC were relegated from NPL to State League.
- ▶ ANU Women's FC were promoted from State League to the NPL, being their first time in the top-flight competition.
- ▶ Canberra Olympic won 4-1 against Belconnen United in the Grand Final.

NPL Girls Grand Final Results

NPLG U14 - Belconnen United 0
Canberra Olympic 0 – Belconnen won 3-2 on penalties
Player of the Match: Isla Murphy (Belconnen United)
Premiers: Canberra Olympic

NPLG U15 - Belconnen United 1 Canberra Olympic 0
Player of the Match: Holly Conlon (Belconnen United)
Premiers: Belconnen United

NPLG U17 – Canberra Olympic FC 3 West Canberra Wanderers FC 2
Player of the Match: Tehya Aspland (Canberra Olympic FC)
Premiers: Canberra Olympic FC



FEDERATION CUP

AUSTRALIA CUP PRELIMINARY ROUNDS

The Australia Cup Qualifying rounds saw Monaro Panthers come out on top against West Canberra Wanderers in the Final held at Deakin Stadium in June. The encounter between the two clubs saw the scores level at full time after Panthers scored an equaliser in the 93rd minute. Monaro Panthers went on to score an additional two goals in extra time to finish the match 3-1 and secure their spot in the 2022 Australia Cup Round of 32.

Monaro Panthers travelled to Edensor Park in Sydney for their Round of 32 Match against Sydney United 58. Unfortunately, their Cup run came to an end after a tough 3-0 loss against the experienced side.

Australia Cup Qualifying Entrants

- | | | |
|---------------------|-------------------------|---------------------------|
| ▶ ANU FC | ▶ Canberra White Eagles | ▶ Tuggeranong United |
| ▶ Belconnen United | ▶ Gungahlin United | ▶ UC Stars |
| ▶ Belnorth FC | ▶ Majura FC | ▶ Wagga City Wanderers |
| ▶ Brindabella Blues | ▶ Monaro Panthers | ▶ West Canberra Wanderers |
| ▶ Burns FC | ▶ O'Connor Knights | ▶ Weston-Molonglo FC |
| ▶ Canberra Croatia | ▶ Queanbeyan City | ▶ Woden Valley |
| ▶ Canberra Olympic | ▶ Tigers FC | |

The Women's Federation Cup saw two State League Women's teams and seven National Premier League Women's teams compete for the Cup in 2022. ANU WFC joined our seven NPL clubs in the Quarter Finals after winning the University Derby in Round 1 of the competition. The Final saw Canberra Olympic defeat Belconnen United 2-1 at Deakin Stadium.

Federation Cup Entrants

- | | |
|---------------------------|---------------------------|
| ▶ ANU FC | ▶ Gungahlin United |
| ▶ Belconnen United | ▶ Tuggeranong United |
| ▶ Canberra Croatia | ▶ UC Stars |
| ▶ Canberra Olympic | ▶ West Canberra Wanderers |
| ▶ Canberra United Academy | |



COMMUNITY LEAGUES

The 2022 season was highly successful, returning to a full season of football after some years with multiple interruptions. A total of 15,727 players took part in our Senior Leagues and Junior Leagues/MiniRoos with 4,334 players in Senior Leagues and 11,393 in Junior Leagues/MiniRoos. Male participation was 11,390 with female participation 4,323. Capital Football would like to thank all the clubs, including club committees, volunteers, players, and their parents for a successful 2022 season.

JUNIOR LEAGUE & MINIROOS

The 2022 Junior League and MiniRoos season was a great season for the community as we had a full 17 rounds of competition with final series for the Junior Leagues even after Covid 19 and weather impacts. The season started on 23rd of April with 213 Junior teams across 23 competitions in the U12-U18 age groups and 165 MiniRoos teams across 16 competitions in the U10-U11 age groups. The successful season ended on 10th of September for the Junior League with final series and MiniRoos. Capital Football extends its thanks and appreciation to the Junior League Standing Advisory Committee for their hard work throughout the 2022 season, and we look forward to working with the committee in 2023 season.

SENIOR LEAGUES

The 2022 Senior League season had a great start after disruptive past years because of Covid 19. During the season because of the overwhelming participation in the Master Men's Over 35 competition was spilt in to two divisions. The Senior League started the season on 2nd of April with 147 teams in men's competitions and 64 teams in women's competitions. The Men's League had 16 competitions and Women's League had 7 competitions. The successful competitions ended on 4th September with final series. Capital Football extends its thanks and appreciation to the Senior League Standing Advisory Committee for their hard work throughout the 2022 season, and we look forward to working with the committee in 2023 season.



SUMMER FOOTBALL

Summer Football continued the success of the winter season, as the 2022/23 summer saw over 4,500 Registered players across competitions hosted by 7 different clubs, they are:

- | | |
|------------------------|------------------------------|
| ▶ ANU Womens | ▶ Gungahlin United FC |
| ▶ ANU FC | ▶ Tuggeranong United FC |
| ▶ Belnorth FC | ▶ West Canberra Wanderers FC |
| ▶ Brindabella Blues FC | ▶ Woden Valley SC |

Capital Football would like to thank the clubs above for their tireless work in delivering football in summer.



FUTSAL

CAPITAL FUTSAL LEAGUE

2022 saw the introduction of the new Capital Futsal League which is a revamped version of the Futsal Premier League. Six new clubs were created in a big bash style league. Four of these new clubs are situated geographically around the ACT and Queanbeyan to give that region their own unique club. These four clubs are: North Canberra Fire, West Canberra Lightning, South Canberra Swift and Queanbeyan-Palerang Power.

Along with these clubs two ACT Universities were invited to participate and were welcomed in joining this competition under the names ANU Apex and UC Stars. With the six new clubs we created an exciting and competitive league where the best ACT Players came to show off their capabilities. Each club played each other twice in a 10-week competition which culminated with a weekend long Final series. Matches were played on Friday, Saturday, and Sunday evenings and were live streamed on BarTV. In the coming years we aim to expand into the youth divisions and create pathways for players to really excel at Futsal. 2022 has produced some entertaining and thrilling games and we hope to continue this in 2023. Capital Football thanks all involved in this process and look forward to the future ahead.

SOCIAL

The 2022 Senior social competitions had two competitions running throughout the year. Our Winter social competition ran from the 2 May to the 11 September. During that we period we had 51 teams compete across Open, Women's and Mixed competitions. Our Senior Summer Competitions then started up from the 16 October and will finish 12 March 2023. We had 86 teams register across the Open, Women's and Mixed Divisions. Capital Football is ecstatic to have its futsal competitions back after a disruptive past few years due to COVID-19 and would like to thank all participants and staff on getting these competitions back to full flight.



GAME DEVELOPMENT



WALKING FOOTBALL

2022 saw the full return of the Canberra Foot and Ankle Clinic (CFAC) Walking Football program with two very successful seasons played in winter at Kambah Indoor Sports, and the summer season at Hawker Football Centre. With funding from Football Australia and the Australian Sports Commission, Capital Football employed a dedicated Walking Football Coordinator, to grow and improve the Walking Football product in the ACT.

Some additions to the program included Winter Competition Skills Sessions running alongside matches at Kambah Indoor Sports. This welcome addition helped new players become more confident on the ball. It also helped fill out teams that might have been struggling with low playing numbers. The skills program allowed those who were involved in the program or those filling in to get more minutes and more touches on the ball.

Upon feedback from the Walking Football community, Capital Football implemented the below strategies and initiatives:

- ▶ The two divisions were split to provide a competitive and a social option. This enhanced player experience.
- ▶ Capital Football implemented Football Australia rules and regulations for the laws of the game.
- ▶ Purchased new equipment for the competition.
- ▶ Introduction into the Woden Valley Vets Shield tournament, including a Vet shield showcase between one club on board (Woden) and one club who is the next target and most likely to get on board (Gungahlin) and hoping this event will push them to accept a Walking Football program at their club.
- ▶ Implemented social rules for the summer comp to address growing concerns in the community regarding reinvigorated philosophy behind the premise of Walking Football and safety of players.
- ▶ Introduced rules around female players to attract more female participants and work towards a women's division in the future.
- ▶ Woden Valley Program –Tuesday evenings throughout term 4 with talks already of an extension into 2023.

Participation was great in 2022 with seven teams in winter, and sixteen teams in summer. Walking Football has plenty of growth opportunities in the future, and Capital Football are excited to see what the program will look like in the next twelve months and beyond.

POWERCHAIR

2022 was a big year and leap for Powerchair Football in the ACT. Canberra United competed in its first ever Powerchair Football Club Championships, hoping to further develop their skills in a competitive environment. As a team we want the players to experience the feeling of excitement and nerves from playing in a tournament. Players, coaches, and parents were over the moon to display to the rest of the country the development and challenging work put into the program over the last few years. The competition boasts some of the best Powerchair players in the world. The competition was a great learning curve for our players but the improvement that was shown from the first game to the very last was incredible.

The Canberra United squad thoroughly enjoyed the experience and is excited to see how much United can improve moving forward. During Canberra United's time at the Club Championships, we learnt a lot from the players and teams to help them improve on their skills. All the teams admired Canberra United due to their never give up attitude. The main thing was that they had fun and always had a smile on our face.

Canberra United Powerchair coaching staff stated that the team should be immensely proud of their achievements. "Each and every player improved out of sight through- out the week and the most pleasing thing was no matter the result, the team kept turning up to play with the biggest smiles on their faces. The Canberra United Powerchair team have provided a pathway for Powerchair players in the ACT to become aspiring Powerchair Football players. We hope that someday players from the ACT will get the chance to play for the Power Roos. Lastly, we want to thank Capital Region Muscular Dystrophy for their support in making this happen, as well as the support from Gungahlin United, Woden Valley, and Rotary. Your support never goes unnoticed.

With support from Gungahlin United FC (GUFC) and Woden Valley SC (WVSC), the second season of the Powerchair Football League saw Gungahlin United FC and Woden Valley SC competing for a trophy once again. For the second year running Woden Valley won in the final match of the season taking the silverware. With the success of attracting two fresh players to the Powerchair program in 2022, we hope to recruit more players to be able to hopefully add a third team to the Canberra Power- chair Football competition. Canberra United will be looking to compete at the Powerchair Club Championships again in 2023. The competition will be even bigger than last year with more talent on display.

ALL ABILITIES

Capital Football and Canberra United offer multiple programs for people of all different backgrounds and abilities. These include the All Abilities League, which didn't run this year but will look to be revamped for 2023 and the Canberra United All Ability Academy. The Academy ran again in 2022 with a core group of eager participants wanting to develop their football skills. The Academy is open to all footballers of any ability, including people with cerebral palsy, acquired brain injury or symptoms acquired from a stroke to name a few. The players train twice a week out at Hawker Football Centre and play friendly matches against the Canberra United Academy teams. Coming out of a tough couple of years for community sport, the program looks to be reinvigorated in 2023.

KANGA CUP 2022



The McDonald's Kanga Cup made a welcome return in 2022 after a two-year interruption due to the novel Covid -19 virus.

The 2022 McDonald's Kanga Cup saw 240 teams and 3400 players assemble for a week of football in the Nation's Capital.

Among this year's international contingent was the ActiveSG Academy from Singapore. As usual, much of Australia was represented by teams from the states of NSW, SA, Victoria, Tasmania, Queensland joining the Canberra group.

Games were played across 5 venues throughout the ACT from Monday to Thursday, with Friday's grand finals held at Southwell Park.

In 2022 the Kanga Cup also welcomed back their naming right sponsor, McDonalds ACT. Three of the McDonald's stores in Canberra hosted the team kit collection before the Opening Ceremony.

The 2022 Opening Ceremony was held at the John Dunmore Lang Place which saw teams march around Reconciliation Place as part of the event.

The McDonald's Kanga Cup wouldn't run as smoothly as it does without the volunteers who give up their time to ensure everything goes to plan and the local clubs who assist with setting up and maintaining venues throughout the week. Thank you for all the work you do!





REFEREE REPORT



FOOTBALL – REGISTRATIONS

In 2022 the total registrations for Football match officials decreased by 10% to 493 match officials, compared to a total of 548 registered match officials in 2021. There was no increase to the number of new Football match officials, however there was a significant decrease in the match officials retained from 2021 (51%), compared to a retention rate of 65% from 2020.

There was a small decrease (9%) in the number of Game Leaders which accounted for 35% of total Football match officials.

There was no increase to the number of Female match officials, but the majority (60%) of Female match officials were Game Leaders, compared to 45% in 2021. Female match officials accounted for 25% of total registrations, compared to 22% in 2021.

FUTSAL – REGISTRATIONS

Despite the delayed start to the 2021/22 Futsal season due to the suspension of Football activities in August 2021, a total of 90 Futsal match officials registered for the 2021/22 Futsal season, compared to 93 registrations for the 2020/21 Futsal season.

There was an increase of four new Football match officials compared to 2020/21, and a decrease of 7 referees that were retained from 2021 (54%), compared to a retention rate of 68% from 2020/21



REFEREE DEVELOPMENT



FOOTBALL

The annual pre-season seminar is the most important date of the year, which is the only day in which Capital Football endeavours to get all the referees together in preparation for the season ahead.

Football Australia's new Community Refereeing Manager Jacqui Hurford was in attendance who provided an update from Football Australia and discussed the importance of proactive refereeing with the 82 referees in attendance.

The seminar was also an opportunity to welcome the Officiating Collective (OC) as a partner with Capital Football. Former NRL Referee and Officiating Collective Director introduced the OC to our referees and facilitated an engaging presentation and discussion on Resilience, drawing on his experience officiating at the highest level.

As part of the partnership with the Officiating Collective, thirty referees received OC memberships that enabled them to access a wide variety of resources that would assist their development both on and off the pitch.

Capital Football's commitment to referee training and education continued with referee education sessions scheduled twice per month during the season, and referee training sessions were scheduled twice per week from January through to September.

In August, current A-League Men's and FIFA Referee Alex King delivered the

only face-2-face referee education session of the year to approximately 40 referees. King discussed his style of refereeing and provided his best tips and tracks for managing players.

Prior to the Men's FIFA World Cup, approximately 30 referees attended the 'ACT World Cup Referee Forum' which was an event which involved former ACT referees sharing their insights and experiences from officiating at a FIFA World Cup.

Facilitated by current FIFA Assistant Referees Owen Goldrick and Lauren Hargrave, referees heard from Gordon Dunster (Assistant Referee – 1994 Men's World Cup), Ben Williams (Referee – 2014 Men's World Cup), Ben Wilson (Assistant Referee – 2006 Men's World Cup), and Allyson Flynn (2x FIFA Women's World Cups).

FOOTBALL

With the re-emergence of COVID-19 prior to the 2021/22 Futsal Season, Capital Football scheduled a Pre-Season Seminar for Futsal match officials that was delivered across 4x sessions via video conference, with an average of 34 Futsal referees in attendance per session.

FOOTBALL AUSTRALIA PARTNERSHIP



In November, Capital Football announced a new partnership with Football Australia to integrate its referee department into Football Australia's structure.

The decision to integrate its referee department into Football Australia's structure gives Capital Football match officials direct access to expertise and resources which will lead the way for referee management and development.

SUCCESS STORIES

Owen Goldrick resumed his international duties in 2022 following the disruption to international travel with COVID-19. Goldrick was involved in the AFC Champions League – Group C Hub (April), the AFC U23 Asian Cup (June) and the Vanuatu Prime Minister's Cup (September).

Meanwhile Lauren Hargrave experienced officiating at the international level for the first time in April following her appointment to the matches played between the Matildas and New Zealand in Townsville and Canberra.

Lauren Hargrave, Georgia Ghirardello, and Delfina Dimoski were appointed to the 2021/22 A-League Women's (ALW) Grand Final in March between Sydney FC and Melbourne Victory. Hargrave and Dimoski were appointed as Assistant Referees, while Ghirardello was an Additional Assistant Referee for the match. It was an outstanding achievement for all three ALW match officials to be appointed to the Grand Final, following their semi-final performances.

Owen Goldrick was rewarded for his excellent performance during the 2021/22 A-League Men's (ALM) season with appointment as Assistant Referee to two

A-League Men's Semi-Final matches. Additionally, Goldrick was appointed to the A-Leagues All Stars vs Barcelona exhibition match in March, and the Aston Villa vs Leeds United exhibition match in July.

Georgia Ghirardello was reappointed to the A-League Women's Referee panel for the 2022/23 season, alongside Lauren Hargrave and Delfina Dimoski who were reappointed to the A-League Women's Assistant Referee panel. Jen Hollis was selected as a Referee Match Day Observer for the 2022/23 A-League competitions.

Owen Goldrick, Greg Taylor, and Adam Powers were reappointed to the A-League Men's Assistant Referee panel for the 2022/23 season, and Richard Naumovski was also reappointed as an A-League Men's Assistant Video Assistant Referee.

The National Youth Championships (NYC) for Boys and Girls returned in September. Nicholas Jordan and Harrison Cracknell were selected to officiate at the Boys NYC. Alexandra Mackay and Aisha Strutt were selected to officiate at the Girls NYC, along with Jen Hollis and Lauren Hargrave who attended as Referee Coaches. Georgia Ghirardello was selected to attend the National Talent Challenge as a Referee Coach.

Alex McConachie officiated his 200th ACT Premier League match in the NPL Elimination Final between Monaro Panthers FC and O'Connor Knights SC.

Georgia Ghirardello and Bruno Kehl were voted by the Clubs as the NPL Men's Referees of the Year for 2022, while Lara Smith and Karla Martin shared the honour of NPL Women's Referee of the Year. Shane Nielsen was recognised as the 2022 CPL Men's Referee of the Year.

HONOURS & AWARDS

Grand Final Honours	
Football	
2022 ACT Premier League Men's Grand Final	Nathan Shakespear
2022 ACT Premier League Women's Grand Final	Delfina Dimoski
2022 Federation Cup Men's Final (Dennis McDermott Shield)	Georgia Ghirardello
2022 Federation Cup Women's Final	Scott Boon
Futsal	
2021/22 ACT Futsal Premier League Men's Grand Final	Scott Boon Alex Eagleton Jordan King

Referee Awards	
Junior Awards	
2022 Ian Hotchkiss Award	Vince Cosentini (Belnorth FC)
2022 Gordon Carmichael Award	Thomas Stuparich (Marist Canberra FC)
2022 Cadet Referee of the Year	Jordan Skerritt
2022 Academy Referee of the Year	Harrison Cracknell
Senior Awards	
2021/22 Futsal Referee Encouragement Award	Nicholas Jordan
2021/22 Futsal Referees' Referee of the Year	Scott Boon
2022 Football Referee Encouragement Award	Declan Woods
2022 David Oner Management Award	Delfina Dimoski
2022 Nicholas Szego Trophy	Georgia Ghirardello



SKILL ACQUISITION PROGRAM

In 2022 the Skills acquisition program (SAP) was brought back to Capital Football starting in Term 2. SAP ran for 10 weeks each Friday, during the school term. We had a total of 3 terms, with multiple participants in each term.

SAP was coached by various coaches over the duration of the year. Those coaches were Ali Efe, Phil Booth, Andrew Richards, Jimmy Kanaridis, Gerard Schultz and Tomas Castillo.

In Term 2 we had a total of 19 children, in Term 3 a total of 41 participants and in Term 4 a total of 12 participants.

Each week the coaches would come up with a training plan that would focus on the 4 core skills, first touch, 1v1's, running with the ball and striking the ball.

TECHNICAL

TALENT SUPPORT PROGRAM: TSP 2022

Trials for the Talented Support Program (TSP) were announced in late January and information was placed on the website, social media channels and also sent via EDM. 108 players registered for the trial period which lasted for four weeks.

The trial time was extended for players who were missing trials because of COVID or injuries. We invited extra 23 players for these late trials.

Our TSP door was open all year and Head Coaches were asked to inform their club Technical Directors for any player nominations.

Two of the program players were invited for final Elite games from which Football Australia selected the Joeys U16's team. Congratulations to those players:

- ▶ Josh Milicevic
- ▶ David Russell

2022 REVIEW

U14 (2008)

- ▶ Coach: Tom Crossley
- ▶ 24 registered players

U14's Elite TSP Tournament April

- ▶ Cookbundoon Sporting Complex, Goulburn.
- ▶ Finished 3rd in eight team competition.

Elite Game

- ▶ 31 July 2022 at Cookbundoon Sporting Complex, Goulburn
- ▶ TSP 2 FNSW Country O

U15 (2007)

- ▶ Coach: Hatef Beigi
- ▶ 21 registered players



U15's Elite TSP Tournament April

- ▶ Valentine Sports Park, Sydney.
- ▶ Finished 6th in a twelve team competition.

U15's Elite TSP Tournament July

- ▶ Valentine Sports Park, Sydney.
- ▶ Finished 5th in a twelve team competition.

Elite Game

- ▶ 1 July 2022 at Cookbundoon Sporting Complex, Goulburn
- ▶ TSP 1 FNWS Country O

U17 (2005-2006)

- ▶ Coach: Ali Efe
- ▶ 13 registered players

U16's Elite TSP Tournament

- ▶ Valentine Sports Park, Sydney.
- ▶ Finished 1st in a twelve team competition.

Elite Games

- ▶ Valentine Sports Park, Sydney.
- ▶ Finished 1st in a twelve team competition.

U19 (2004-2005)

- ▶ Coach: Ali Efe
- ▶ 16 registered players



TSP Tournament

The 2022 tournament was held between 4-6 October at Hawker Football Centre here in Canberra. This was the first time that Capital Football had hosted this TSP tournament. Five teams participated in U14's with Capital Football TSP U14's finishing the tournament in 2nd place. The team played matches against NEW TSP White, NSW TSP Blue, NSW TSP Yellow, and NSW Country.

Six teams were competing in the U15 competition, split into two Groups. Capital Football were in Group 1 with NSW TSP White and NSW TSP Blue whilst NSW TSP Yellow, NSW TSP Black and NSW Country made up Group 2. Capital Football TSP U15 finished the tournament in 4th place.

National Youth Championship

Capital Football sent two teams to the Boy's National Youth Championship held in Coffs Harbour in September with teams taking part at U14 and U15 level. Both teams played in their respective Group B against NSW Metro Blue, Victoria White, Queensland Maroon, South Australia Red and Western Australia Black.

The U14 team recorded four wins, one draw, and two losses and saw Michael Pratezina identified by Joey's staff. Pratezina has been included on the Monitoring List for the Joey's Best fifty 2008 born players in Australia. The U15 team drew two and lost five of their matches.

The team performance at U16 level during the Girls NYC was one that highlighted the improvement in technical ability of our players in the region, but it also exposed issues with game awareness and game understanding. With wet weather playing havoc, the team were only able to play six of their eight matches, winning against Northern NSW and earning draws against Victoria Blue and South Australia.

The results for the U14 were largely successful and showed us clear evidence that the players were taking on board the instructions well. The team won three of their five matches, defeating Western Australia, Tasmania and Northern Territory and drew with Victoria in the 3rd place play off.

Capital Football All-Stars Selection

Capital Football named a National Premier League (NPL) All-Stars team to take on A-League side Central Coast Mariners at Deakin Stadium on Wednesday 24 August 2022. The squad was representative of the Capital Football NPL competition with six of the clubs featured as well as a representative from Capital Premier League winners Tuggeranong United. ▶



Belconnen United club legend Dustin Wells captained the All-Stars team which featured an average age of 22. Young starlets such as Tuggeranong defender Harrison Buesnel, O'Connor Knights trio Patrick O'Rourke, Noah Steinacker and Connor Mynott-Smith, Gungahlin stopper Dylan Peraic-Cullen and striker Will Roberts, Olympic under-23 midfielder David Russell and Belconnen United duo Harry Menham and Christian Kreskas were given their opportunity to shine.

Table toppers Canberra Croatia provided the Golden Boot winner in Daniel Barac as well as midfield dynamo Matej Busek and defender Cassidy Tanddo, whilst Australia Cup representatives Monaro Panthers sent defender Kyle Senior, midfielder Gabe Cole and forward Andre Carle. The Mariners returned to Canberra for the 16th time in their history for this match, this being the third time that they faced a Capital Football representative squad in a friendly encounter.

ALL-STARS CANBERRA TEAM LIST (stats correct up to and including 16/08/2022)

NAME	POS	CLUB	2022 APP	2022 GLS	Career APP	Career GLS
Jakeb WISEMAN	GK	West Canberra Wanderers	17	0	71	0
Dylan PERAIC-CULLEN	GK	Gungahlin United	1	0	1	0
Harrison BUESNEL	DEF	Tuggeranong United	16	7	41	11
Kyle SENIOR	DEF	Monaro Panthers	14+1	1	15	1
Lachlan FIELDS	DEF	West Canberra Wanderers	14+1	2	42	4
Noah STEINACKER	DEF	O'Connor Knights	7+1	1	8	1
Cassidy TANDDO	DEF	Canberra Croatia	12+1	0	26	0
Harry MENHAM	DEF	Belconnen United	10+1	0	11	0
Robert TKATCHENKO	DEF	Gungahlin United	10+1	0	44	2
Gabe COLE	MID	Monaro Panthers	15+1	2	41	6
Chris FAYERS	MID	Belconnen United	8	1	8	1
Matej BUSEK	MID	Canberra Croatia	15+1	7	28	7
Connor MYNOTT-SMITH	MID	O'Connor Knights	15+1	3	16	3
David RUSSELL	MID	Canberra Olympic	0+3	0	3	0
Patrick O'ROURKE	MID	O'Connor Knights	14+1	8	15	8
Dustin WELLS	MID	Belconnen United	13	0	291	140
Micheal Adams	MID	O'Connor Knights	14+1	4	47	12
Will ROBERTS	FWD	Gungahlin United	10+6	5	16	5
Christian KRESKAS	FWD	Belconnen United	16	2	34	4
Andre CARLE	FWD	Monaro Panthers	6+3	4	9	4
Daniel BARAC	FWD	Canberra Croatia	15	13	142	72

Head Coach: Ali EFE (Capital Football)

Assistant Coaches: Ian WORTHINGTON (Monaro Panthers) < Antoni JAGARINEC (Tigers FC), Chris CAGGIANO (Gungahlin United)

COACH EDUCATION



Ali Efe started to work as Capital Football Coach Education Manager at the end of March. He introduced himself to the Club Presidents and Technical Director's and informed clubs about the organisation's Community and Advanced courses.

Capital Football assessed 52 coaches both during the advertised courses, and externally outside of the course hours. 46 coaches have been successful and passed their practical assessment. Successful coaches have subsequently received their coaching diplomas

Community Courses

Skill Training Certificate Course

- ▶ Majura FC between 26-29 April.
- ▶ 20 Coaches registered and passed the course.

Skill Training Certificate Course

- ▶ Belnorth FC between 10-19 May.
- ▶ 14 Coaches registered and 12 coaches passed the course.

Skill Training Certificate Course

- ▶ Woden Valley Soccer Club between 21-23 June.
- ▶ 8 coaches registered and passed the course.

Skill Training Certificate Course

- ▶ Majura FC between 26-29 April.

MiniRoos (Grassroots) Courses

- ▶ 14 June at Woden Valley Soccer Club: 12 coaches attended.
- ▶ 16 June at Brindabella FC: 11 coaches attended.
- ▶ 19 June at Majura FC: 8 coaches attended.
- ▶ 26 June at Monaro Panthers: 10 coaches attended.
- ▶ 19 July at Tuggeranong United: 9 coaches attended.
- ▶ Twelve female coaches have been registered and passed their assessments on our community courses.



Advanced Coaching Courses (AFC/FA C-Licence and B-Licence)

C-Licence

- ▶ 29 April-14 September at Hawker Football Centre: 40 coaches registered.
- ▶ 14 October-27 November at Hawker Football Centre: 30 coaches registered.
- ▶ Four female coaches participated in the C-Licence Courses, and all have passed their assessments and received their certificates.

B-Licence

- ▶ 16 coaches registered. Six coaches have passed their practical assessments. Seven coaches need to prepare their final assessments, three coaches were removed from the course.



CANBERRA UNITED ACADEMY



The Canberra United Academy season was able to finally overcome the disruption of COVID-19 and allow for a full length season. After working with both Canberra United as an assistant coach and Canberra United Academy as the Under 17s coach, Sarah West was promoted to the role of Head Coach for the Academy.

Like we do before the start of every season, we held an 'Information Night', to explain to our players and parents the expectations for the season ahead and to be able to answer any questions they had. This information night was held at the Rex Hotel in their conference rooms, where parents and players came in, otherwise if they could not make it, they joined the session via Zoom. All training sessions for CUA were held at Hawker Football Centre on Tuesdays, Thursdays, and Fridays, with the Seniors Friday Training taking place at the AIS. This made things easy in terms of the movement of players between squads.

The Canberra United Academy players were made aware at the start of the season that players will be selected in the respective teams based on their performances throughout the season in training sessions and in games. There were regular meetings between coaches to decide on the make-up of the squads each week.

Chloe Lincoln had an outstanding year which saw her regularly selected for Young Matildas training camps, followed by selection for the Young Matildas International Game vs Aotearoa New Zealand in Auckland. The goalkeeper was then named in the U23 representative team to the 2022 AFF Women's Championships in Manila, Philippines before being selected for Leah Blayney's squad for the FIFA U20 Women's World Cup.

Georgia Ritchie had her first call up in the Junior Matildas October training camp after a very successful National Youth Championship where she took out Goalkeeper of the Tournament for the Under 14 age group. Georgia was then again invited back to the squad for the three match International Series at the end of October.

- ▶ **U14:** Thomas Crossley
- ▶ **U15:** Carol Harper/Thomas Crossley
- ▶ **U17:** Troy Boots
- ▶ **Reserves:** Kelly Stirton
- ▶ **Firsts:** Sarah West



CANBERRA UNITED

Season 14 of the Liberty A-League saw Vicki Linton continue as the Head Coach for Canberra United and saw internationals Allyson Haran (USA) and Chelsee Washington (USA) sign for the club.

There was a good mix of players with CUA products Hayley Taylor-Young, Laura Hughes, Sasha Grove, Emma Ilijoski, Grace Maher and the return of Karly Roestbak-ken as well as new signings Chloe Lincoln, Mikayla Vidmar and Alexia Karrys-Stahl. These players were joined by some experienced players such as Michelle Heyman, Lauren Keir, Ashleigh Sykes who came back out of retirement.

Viking Park continued to be the home ground for the United players.

For season 2021/22 Canberra United's staff included Ali Efe and Sarah West (Assistant Coaches), Chantel Jones (Goalkeeping Coach) and Sarah Kelly and Nathan Bizjak (Physiotherapist and Strength & Conditioning Coach).

Season 15 of the Liberty A-League saw a massive shake up in staff with Njegosh Popovich coming in as Head Coach. Popovich announced his coaching staff with Antoni Jagarinec as his Assistant Coach, Kelly Stirton as Assistant Coach/Team Manager, Tim Davies as Goalkeeping Coach, Julian Russell-Jones and Michaela Thornton as Physiotherapists, and Kylie Shaw and Jack Cookson as the Team's Doctors. Popovich also brought on four support staff, twin sisters Nicole Begg, and Ashleigh Sykes, Caitlin Munoz and Grace Gill, all previous players of the club. There was also a return to McKellar Park for the 2022/2023 season.

Across the year a number of our players were called up to take part in the International duties. Karly Roestbakken was announced in the January pre-tournament Matildas training camp prior to the AFC Women's Cup. In April, Sasha Grove, Emma Ilijoski, Chloe Lincoln and Hayley Taylor-Young were announced in the Young Matildas International Series against New Zealand at Deakin Stadium, Canberra. Sasha Grove and Chloe Lincoln were called up again for the Young Matildas training camp in September. Sasha Grove was announced in the 2022 Pacific Women's Four Nations Tournament that took place in November 2022.

The Julie Dolan Awards saw Canberra United with only one nomination which was Chloe Lincoln as Young Player of the Year.

CANBERRA UNITED 2021/22 AWARD WINNERS

- ▶ **Player of the Year:** Allyson Haran
- ▶ **Club Lime Players' Player of the Year:** Allyson Haran
- ▶ **University of Canberra Rising Star:** Chloe Lincoln
- ▶ **Supporters' Player of the Year:** Keeley Richards
- ▶ **Volunteer of the Year:** Liam O'Donnell

LEAGUE TABLES



NPLM 1ST GRADE

POS	TEAM	P	W	D	L	B	FF	GF	GA	GD	PTS
1	Canberra Croatia FC	21	14	5	2	0	0	56	16	40	44
2	Gungahlin United FC	21	12	4	5	0	0	49	30	19	40
3	Monaro Panthers FC	21	9	8	4	0	0	34	18	16	35
4	O'Connor Knights SC	21	8	3	10	0	0	36	46	-10	27
5	Canberra Olympic FC	21	7	5	9	0	0	35	45	-10	26
6	Tigers FC	21	4	10	7	0	0	30	41	-11	22
7	West Canberra Wanderers FC	21	4	5	12	0	0	25	44	-19	17
8	Belconnen United FC	21	4	4	13	0	0	25	50	-25	16

NPLW 1ST GRADE

POS	TEAM	P	W	D	L	B	FF	GF	GA	GD	PTS
1	Canberra Croatia FC	21	17	3	1	0	0	99	17	82	54
2	Canberra Olympic FC	21	15	4	2	0	0	78	15	63	49
3	Belconnen United FC	21	15	1	5	0	0	69	21	48	46
4	West Canberra Wanderers FC	21	9	3	9	0	0	28	51	-23	30
5	Gungahlin United FC	21	8	3	10	0	0	42	53	-11	27
6	Canberra United Academy	21	5	3	13	0	0	30	49	-19	18
7	Tuggeranong United FC	21	2	5	14	0	0	17	68	-51	11
8	Canberra Olympic FC	21	1	2	18	0	0	13	102	-89	5

NPLM U23

POS	TEAM	P	W	D	L	B	FF	GF	GA	GD	PTS
1	Belconnen United FC	21	13	3	5	0	0	48	20	28	42
2	Monaro Panthers FC	21	13	1	7	0	0	47	25	22	40
3	O'Connor Knights SC	21	10	6	5	0	0	35	26	9	36
4	Canberra Croatia FC	21	9	3	9	0	0	34	32	2	30
5	Gungahlin United FC	21	9	2	10	0	0	41	39	2	29
6	Tigers FC	21	7	5	9	0	0	30	36	-6	26
7	West Canberra Wanderers FC	21	6	2	13	0	0	32	55	-23	20
8	Canberra Olympic FC	21	4	4	13	0	0	21	55	-34	16

NPLW RESERVES

POS	TEAM	P	W	D	L	B	FF	GF	GA	GD	PTS
1	Canberra Olympic FC	21	19	1	1	0	0	89	10	79	58
2	Belconnen United FC	21	17	1	3	0	0	88	35	54	52
3	Canberra United Academy	21	13	2	6	1	0	51	21	30	41
4	West Canberra Wanderers FC	21	7	5	9	0	0	32	44	-12	26
5	Tuggeranong United FC	21	7	2	12	0	0	27	36	-9	23
6	Canberra Croatia FC	20	4	3	13	0	0	32	68	-36	15
7	Gungahlin United FC	20	4	2	14	1	0	16	77	-61	14
8	Wagga City Wanderers FC	21	3	2	16	0	0	23	67	-44	11

NPLB U18

POS	TEAM	P	W	D	L	B	FF	GF	GA	GD	PTS
1	Gungahlin United FC	21	16	2	3	0	0	74	16	58	50
2	Radford College	21	15	2	4	0	0	62	29	33	47
3	Belconnen United FC	21	14	1	6	0	0	66	37	29	43
4	Canberra Olympic FC	21	14	1	6	0	0	64	36	28	43
5	Wagga City Wanderers FC	21	9	2	10	0	0	39	42	-3	23
6	Canberra Croatia FC	21	7	2	12	0	1	49	53	-4	23
7	West Canberra Wanderers FC	21	4	0	17	0	0	18	96	-78	12
8	Griffith FC	21	0	0	21	0	0	0	63	-63	0

NPLB U16

POS	TEAM	P	W	D	L	B	FF	GF	GA	GD	PTS
1	Canberra Croatia FC	21	18	0	3	0	0	69	29	40	54
2	Canberra Olympic FC	21	15	4	2	0	0	82	26	56	49
3	West Canberra Wanderers FC	21	9	3	9	0	0	52	41	11	30
4	Radford College	21	9	2	10	0	0	62	51	11	29
5	Gungahlin United FC	21	8	4	9	0	1	28	40	-12	28
6	Griffith FC	21	5	3	13	0	0	31	58	-27	18
7	Wagga City Wanderers FC	21	7	1	13	0	0	43	67	-24	16
8	Belconnen United FC	21	3	3	15	0	0	25	80	-55	12

NPLB U14

POS	TEAM	P	W	D	L	B	FF	GF	GA	GD	PTS
1	Canberra Olympic FC	21	19	3	0	0	0	84	22	62	57
2	Gungahlin United FC	21	13	4	1	0	0	79	42	37	40
3	Griffith FC	21	11	1	4	0	0	52	24	28	37
4	Radford College	21	10	3	5	0	0	46	39	7	35
5	Canberra Croatia FC	21	7	3	3	0	0	42	54	-12	24
6	Belconnen United FC	21	7	3	2	0	0	32	55	-23	23
7	West Canberra Wanderers FC	21	4	5	6	0	0	33	55	-22	18
8	Wagga City Wanderers FC	21	2	2	1	0	0	24	101	-77	1



NPLB U13

POS	TEAM	P	W	D	L	B	FF	GF	GA	GD	PTS
1	Belconnen United FC	21	17	2	2	0	0	103	10	84	53
2	Gungahlin United FC	21	17	1	3	0	0	105	30	75	52
3	Canberra Olympic FC	21	12	2	7	0	0	82	48	34	38
4	Griffith FC	21	11	5	5	0	0	78	49	29	38
5	Radford College	21	9	0	12	0	0	66	53	13	27
6	Canberra Croatia FC	21	7	1	13	0	0	44	56	-12	22
7	West Canberra Wanderers FC	21	5	1	15	0	0	38	83	-45	17
8	Wagga City Wanderers FC	21	0	0	21	0	3	23	179	-178	-6

NPLG U17

POS	TEAM	P	W	D	L	B	FF	GF	GA	GD	PTS
1	Canberra Olympic FC	21	20	1	0	0	0	106	14	92	61
2	West Canberra Wanderers FC	21	13	1	7	0	0	35	32	3	40
3	Belconnen United FC	21	11	2	8	0	0	42	38	4	35
4	Canberra Croatia FC	21	9	5	7	0	0	42	36	6	32
5	Wagga City Wanderers FC	21	8	4	9	0	0	45	2	-7	28
6	Gungahlin United FC	21	5	2	14	0	0	30	61	-31	17
7	Tuggeranong United FC	21	2	5	14	0	0	33	72	-39	11
8	Canberra United Academy	21	4	4	13	0	1	19	47	-28	10

NPLG U15

POS	TEAM	P	W	D	L	B	FF	GF	GA	GD	PTS
1	Belconnen United FC	21	18	0	3	0	0	119	14	105	54
2	Canberra Olympic FC	21	17	1	3	0	0	74	15	59	52
3	Gungahlin United FC	21	13	2	6	0	0	44	19	25	41
4	West Canberra Wanderers FC	21	12	4	5	0	0	54	43	11	40
5	Wagga City Wanderers FC	21	7	3	11	0	0	25	39	-14	24
6	Canberra Croatia FC	21	4	2	15	0	0	32	78	-46	14
7	Tuggeranong United FC	21	3	4	14	0	0	22	70	-48	13
8	Canberra United Academy	21	1	2	18	0	1	12	104	-92	-1

NPLG U14

POS	TEAM	P	W	D	L	B	FF	GF	GA	GD	PTS
1	Canberra Olympic FC	21	17	2	2	0	0	80	14	66	53
2	West Canberra Wanderers FC	21	17	0	4	0	0	82	20	62	51
3	Belconnen United FC	21	16	2	3	0	0	87	19	68	50
4	Gungahlin United FC	21	11	1	9	0	0	56	44	12	34
5	Canberra Croatia FC	21	7	2	12	0	0	40	27	13	23
6	Wagga City Wanderers FC	21	4	3	14	0	0	21	64	-43	15
7	Canberra United Academy	21	6	1	14	0	0	21	62	-41	13
8	Tuggeranong United FC	21	0	1	20	0	0	7	144	-137	1

CPLM 1ST GRADE

POS	TEAM	P	W	D	L	B	FF	GF	GA	GD	PTS
1	Tuggeranong United FC	21	16	2	3	0	0	76	17	59	50
2	Queanbeyan City FC	21	13	3	5	0	0	44	31	13	42
3	ANU FC	21	13	2	6	0	0	50	34	16	41
4	Brindabella Blues FC	21	9	4	8	0	0	30	34	-4	31
5	Canberra White Eagles FC	21	8	4	9	0	0	44	33	11	28
6	Wagga City Wanderers FC	21	9	1	11	0	0	43	7	-14	28
7	Yoogali Soccer Club	21	7	3	13	0	0	23	44	-20	18
8	Weston Molonglo FC	21	1	1	19	0	0	22	83	-61	4



CPLM U23

POS	TEAM	P	W	D	L	B	FF	GF	GA	GD	PTS
1	Brindabella Blues FC	21	16	1	4	0	0	50	26	24	49
2	ANU FC	21	14	2	5	0	0	69	35	34	44
3	Yoogali Soccer Club	21	12	1	8	0	0	45	27	18	37
4	Wagga City Wanderers FC	21	8	3	10	0	0	36	39	-3	27
5	Queanbeyan City FC	21	8	2	11	0	0	40	51	-11	26
6	Tuggeranong United FC	21	8	1	12	0	0	51	54	-3	25
7	Weston Molonglo FC	21	6	1	14	0	0	29	58	-29	19
8	Canberra White Eagles FC	21	5	3	13	0	0	36	66	-30	18

CPLB U18

POS	TEAM	P	W	D	L	B	FF	GF	GA	GD	PTS
1	O'Connor Knights SC	21	16	3	2	0	0	66	21	45	51
2	Monaro Panthers FC	21	16	4	3	0	0	48	18	30	46
3	Brindabella Blues FC	21	10	4	7	0	0	46	23	23	34
4	Majura FC	21	10	2	9	0	0	74	37	37	32
5	Woden Valley SC	21	9	5	7	0	0	62	39	23	32
6	Tuggeranong United FC	21	8	6	7	0	0	58	35	23	30
7	Tigers FC	21	3	1	17	0	1	24	95	-71	10
8	Weston Molonglo FC	21	1	1	19	0	2	9	119	-110	-2

CPLB U16

POS	TEAM	P	W	D	L	B	FF	GF	GA	GD	PTS
1	Brindabella Blues FC	21	20	1	0	0	0	127	6	121	61
2	Majura FC	21	17	1	3	0	0	105	31	74	52
3	Woden Valley SC	21	13	0	8	0	0	68	42	27	39
4	Monaro Panthers FC	21	13	0	8	0	0	48	43	5	39
5	Brindabella Blues FC	21	7	1	13	0	0	41	67	-26	22
6	Tigers FC	21	4	2	15	0	0	31	81	-50	14
7	Tuggeranong United FC	21	3	1	17	0	0	28	88	-60	10
8	Weston Molonglo FC	21	3	2	16	0	1	21	111	-90	5

CPLB U14

POS	TEAM	P	W	D	L	B	FF	GF	GA	GD	PTS
1	O'Connor Knights SC	21	19	0	2	0	0	78	14	64	57
2	Woden Valley SC	21	15	0	6	0	0	74	32	51	45
3	Tuggeranong United FC	21	13	2	6	0	0	51	38	26	41
4	Monaro Panthers FC	21	13	1	7	0	0	55	36	18	40
5	Majura FC	21	13	0	8	0	0	74	2	22	39
6	Tigers FC	21	3	2	16	0	0	40	61	-65	11
7	Brindabella Blues FC	21	2	2	17	0	0	26	72	-53	8
8	Weston Molonglo FC	21	2	1	18	0	1	22	47	-63	1

CPLB U13

POS	TEAM	P	W	D	L	B	FF	GF	GA	GD	PTS
1	O'Connor Knights SC	21	21	0	0	0	0	186	8	178	63
2	Tuggeranong United FC	21	14	1	6	0	0	62	39	23	43
3	Woden Valley SC	21	13	2	6	0	0	70	40	30	41
4	Brindabella Blues FC	21	10	2	9	0	0	53	53	0	32
5	Majura FC	21	9	0	12	0	0	42	68	-26	27
6	Tigers FC	21	7	3	11	0	0	37	67	-31	24
7	Monaro Panthers FC	21	4	2	15	0	0	27	87	-60	14
8	Weston Molonglo FC	21	1	0	20	0	1	17	131	-114	-3



U12 GIRLS DIV 1

POS	TEAM	P	W	D	L	B	FF	GF	GA	GD	PTS
1	Canberra Olympic FC 2	15	13	2	0	2	0	69	5	64	41
2	West Canberra Wanderers FC 5	15	9	3	3	2	0	61	19	42	30
3	Gungahlin United FC Stars	15	8	2	5	2	0	31	24	7	26
4	Weston Molonglo FC Hurricanes	16	7	4	5	2	0	27	1	6	25
5	BellaMonaro Women's FC 7	15	5	2	8	2	0	31	33	-2	17
6	Belsouth FC 26	15	3	4	8	2	0	21	42	-21	13
7	Majura FC 32	15	1	1	13	2	1	18	75	-57	4

U12 GIRLS DIV 2

POS	TEAM	P	W	D	L	B	FF	GF	GA	GD	PTS
1	BLN Strikers	14	14	0	0	0	1	0	88	76	45
2	Gungahlin United FC Phoenix	16	12	1	3	0	1	0	56	30	40
3	Woden Valley SC 49	17	11	0	6	0	0	0	62	21	33
4	Belwest Foxes SC 18	16	9	2	5	0	0	0	48	0	29
5	Queanbeyan City FC 6	16	8	3	5	0	0	1	51	14	27
6	Tuggeranong United FC 12	17	5	1	11	0	0	0	36	-20	16
7	Weston Molonglo FC Cyclones	16	4	2	10	0	0	0	31	-20	14
8	Belsouth FC 27	16	4	2	10	0	0	0	34	-39	14
9	Canberra Girls Grammar School 11	15	2	1	12	0	1	0	31	-52	10
10	Radford College 2	15	2	0	13	0	1	1	20	-37	9

U14 GIRLS DIV 1

POS	TEAM	P	W	D	L	B	FF	GF	GA	GD	PTS
1	Weston Molonglo FC Warriors	16	15	1	0	2	0	60	3	57	46
2	Majura FC Vipers	15	6	5	4	2	0	37	15	22	23
3	Belconnen United FC 2	14	7	2	5	3	0	26	13	13	23
4	BellaMonaro Women's FC 5	15	4	6	5	2	0	15	22	-7	18
5	Weston Molonglo FC Magpies	14	4	2	8	3	0	16	34	-18	14
6	Majura FC Chillies	14	3	2	9	3	0	10	34	-24	11
7	Woden Valley SC 51	14	2	2	10	3	0	7	50	-43	9

U14 GIRLS DIV 2

POS	TEAM	P	W	D	L	B	FF	GF	GA	GD	PTS
1	Belnorth FC Otters	16	15	1	0	1	0	110	15	95	46
2	Majura FC Storm	15	12	1	2	1	0	54	17	37	37
3	Belsouth FC 25	16	11	2	3	1	0	56	21	35	35
4	Gungahlin United FC Royals	16	9	3	4	1	0	42	31	11	30
5	Woden Valley SC 52	16	9	1	6	1	0	79	38	41	28
6	Burgmann Anglican School 4	14	9	1	4	1	0	53	27	26	28
7	Radford College 3	15	8	1	6	1	0	48	36	12	25
8	Weston Molonglo FC Flames	15	7	2	6	1	0	48	24	24	23
9	Canberra Girls Grammar School 2	16	7	1	8	1	0	62	58	4	22
10	Tuggeranong United FC 10	16	6	0	10	1	0	29	82	-53	18
11	Queanbeyan City FC 4	14	5	1	8	1	1	31	47	-16	16
12	Majura FC Capitals	15	4	1	10	1	2	16	42	-26	13
13	Majura FC Hurricanes	14	2	2	10	1	0	34	47	-13	8
14	Woden Valley SC 53	15	2	0	13	1	1	15	96	-81	6
15	BellaMonaro Women's FC 6	16	0	1	15	1	1	17	108	-91	1

U16 GIRLS DIV 1

POS	TEAM	P	W	D	L	B	FF	GF	GA	GD	PTS
1	Woden Valley SC 54	15	7	2	6	3	0	42	39	3	23
2	Majura FC 17	13	7	1	5	4	0	46	28	18	22
3	BellaMonaro Women's FC 3	14	7	1	6	3	0	34	24	10	22
4	Radford College 5	13	7	1	5	4	1	36	29	-3	22
5	Belsouth FC 23	13	2	3	8	4	0	25	53	-28	9



U16 GIRLS DIV 2

POS	TEAM	P	W	D	L	B	FF	GF	GA	GD	PTS
1	Weston Molonglo FC Warriors	15	15	0	0	2	0	89	12	77	45
2	BellaMonaro Women's FC 4	15	12	0	3	2	0	89	30	59	36
3	Belnorth FC Spirit	16	10	1	5	1	0	53	36	17	31
4	Majura FC Blues	15	10	0	5	1	0	58	32	26	30
5	Weston Molonglo FC Strikers	16	9	3	4	2	1	45	21	24	30
6	Belwest Foxes SC 16	15	6	2	7	2	0	46	55	-9	20
7	Radford College 4	15	5	2	8	1	1	59	65	-6	17
8	Gungahlin United FC Matildas	15	5	1	9	2	0	46	61	-15	16
9	Woden Valley SC55	15	4	1	10	2	1	3	60	-28	13
10	Majura FC Moxie	15	3	0	12	2	4	12	43	-31	9
11	Burgmann Anglican School 2	16	0	0	16	1	2	10	124	-114	0

U18 GIRLS DIV 1

POS	TEAM	P	W	D	L	B	FF	GF	GA	GD	PTS
1	Radford College 6	14	14	0	0	2	0	89	8	122	42
2	Weston Molonglo FC 21	15	13	0	2	2	0	89	12	102	39
3	Belsouth FC 24	16	8	1	6	2	0	53	47	-10	25
4	BellaMonaro Women's FC 2	15	7	3	5	2	0	58	44	10	24
5	Gungahlin United FC Dash	16	6	1	8	2	0	45	47	-16	19
6	Canberra Girls Grammar School 1	15	5	1	9	2	0	46	54	-24	16
7	Woden Valley SC 56	15	5	1	10	2	1	59	46	-21	15
8	Canberra Girls Grammar School 13	15	5	0	10	2	0	46	81	-61	15
9	Woden Valley SC 57	15	1	0	14	2	0	3	120	-109	3

U12 OPENS DIV 1

POS	TEAM	P	W	D	L	B	FF	GF	GA	GD	PTS
1	Belconnen United FC 1	17	17	0	0	0	0	105	15	90	51
2	Canberra Olympic FC 1	16	13	1	2	1	0	86	17	69	43
3	Gungahlin United FC Galaxy	16	12	1	3	1	0	82	24	58	40
4	Gungahlin United FC Cosmos	17	10	2	4	0	0	74	36	37	32
5	West Canberra Wanderers FC 3	17	10	1	6	0	0	55	31	24	31
6	MAR Under 12's Division 1 Mixed 16	17	10	1	4	0	0	44	31	13	31
7	Belnorth FC Taipans	16	8	3	6	1	1	41	28	13	30
8	Monaro Panthers FC 3	17	8	4	6	0	0	36	35	1	28
9	Gungahlin United FC Lightning	16	8	3	8	0	0	52	25	27	27
10	Brindabella Blues FC 17	16	2	4	10	0	0	21	56	-35	13
11	Woden Valley SC 27	17	4	1	8	0	0	27	74	-47	13
12	Tuggeranong United FC Green	16	0	3	10	1	1	10	39	-39	6
13	Weston Molonglo FC 41	17	1	2	10	0	0	13	76	-63	5
14	Majura FC 29	17	1	2	13	0	0	20	120	-100	5

U12 OPENS DIV 2

POS	TEAM	P	W	D	L	B	FF	GF	GA	GD	PTS
1	Canberra Croatia FC 3	16	13	1	2	1	0	87	36	51	40
2	Belsouth FC 12	15	12	2	1	1	0	96	16	80	38
3	Gungahlin United FC Thunder	16	11	3	2	1	0	69	27	42	36
4	Monaro Panthers FC 4	15	9	5	1	1	0	60	20	40	32
5	Belwest Foxes SC 13	17	8	0	9	1	0	49	37	13	24
6	Belnorth FC Panthers	14	7	1	6	1	0	54	52	2	22
7	Majura FC 30	15	7	1	7	1	1	51	64	-13	22
8	Yass FC 9	4	6	0	8	1	0	71	53	18	18
9	Marist Canberra FC 17	15	6	0	9	1	1	44	44	0	18
10	Gungahlin United FC Cyclones	16	6	0	10	1	0	30	58	-28	18
11	Woden Valley SC 28	16	4	2	10	1	0	38	84	-46	14
12	Brindabella Blues FC 16	16	3	0	13	1	0	29	71	-42	9
13	Tuggeranong United FC White	14	1	1	12	2	0	21	77	-56	4



U12 OPENS DIV 3

POS	TEAM	P	W	D	L	B	FF	GF	GA	GD	PTS
1	Canberra Grammar School 4	16	16	0	0	1	0	167	21	146	48
2	Belsouth FC 13	16	14	0	2	1	0	80	21	59	42
3	Gungahlin United FC Tornados	15	10	1	4	1	0	79	43	36	31
4	Weston Molonglo FC Magpies	14	10	0	4	2	0	54	29	25	30
5	Belnorth FC Bulldogs	16	9	3	4	1	0	62	42	20	30
6	Majura FC Wonkey Donkey's	15	8	3	4	1	0	41	40	1	27
7	Tuggeranong United FC Yellow	15	8	1	6	1	1	49	29	20	25
8	Woden Valley SC 30	17	5	2	10	1	0	39	55	-16	17
9	Brindabella Blues FC 15	15	5	1	0	1	0	35	52	-17	16
10	Burgmann Anglican School Thunder	15	5	0	10	1	0	55	92	-37	15
11	Woden Valley SC 31	16	4	2	10	1	0	27	60	-33	14
12	Belwest Foxes SC 12	15	4	1	10	1	1	15	49	-34	13
13	Marist Canberra FC 18	16	3	1	12	1	0	38	90	-52	10
14	Radford College 8	9	2	0	7	1	0	23	48	-25	6
15	Gungahlin United FC Hurricanes	15	0	1	14	1	0	15	145	-130	1

U13 OPENS DIV 1

POS	TEAM	P	W	D	L	B	FF	GF	GA	GD	PTS
1	Gungahlin United FC Lightning	13	12	0	1	4	0	54	39	3	36
2	Woden Valley SC 32	14	7	1	6	3	0	32	4	4	22
3	Majura FC 27	14	6	3	5	3	0	37	5	5	21
4	Burns FC 9	13	2	3	8	4	0	21	-29	-29	9
5	Marist Canberra FC 13	14	1	5	8	4	0	17	-19	-19	8

U13 OPENS DIV 2A

POS	TEAM	P	W	D	L	B	FF	GF	GA	GD	PTS
1	Belwest Foxes SC 14	17	14	0	3	0	0	134	38	96	42
2	Radford College 9	16	13	1	2	1	0	104	21	83	40
3	Belnorth FC Mercury	16	11	1	4	1	0	77	46	31	34
4	Monaro Panthers FC A	16	9	2	5	0	0	62	46	16	32
5	Gungahlin United FC Cyclones	17	9	1	7	0	2	87	71	16	28
6	St Edmund's College 1	16	8	1	7	0	0	62	59	3	28
7	Belsouth FC 11	17	8	1	8	1	0	50	53	-3	25
8	Woden Valley SC 33	17	5	1	11	0	0	49	68	-19	16
9	Brindabella Blues FC 14	16	2	0	14	0	2	27	103	-76	6
10	Majura FC 28	15	0	0	15	0	0	19	124	-105	3

U13 OPENS DIV 2B

POS	TEAM	P	W	D	L	B	FF	GF	GA	GD	PTS
1	Brindabella Blues FC 13	16	15	0	1	1	0	89	16	73	45
2	Weston Molonglo FC Wolves	15	12	1	2	2	0	72	24	48	37
3	Burgmann Anglican School Taipans	16	10	2	4	1	0	68	38	30	32
4	Canberra Grammar School 5	16	9	1	6	1	0	84	43	41	28
5	Cooma FC 2	17	7	1	9	1	0	50	33	17	22
6	Gungahlin United FC Typhoons	15	7	1	7	2	0	60	48	12	22
7	Woden Valley SC 34	15	6	0	9	2	0	33	57	-24	18
8	Tuggeranong United FC 11	16	5	0	11	1	0	37	84	-47	15
9	Marist Canberra FC 14	15	4	2	9	2	1	36	51	-15	14
10	Marist Canberra FC 15	15	2	0	13	2	0	9	124	-115	6
11	Palerang United FC 2	16	1	0	15	1	1	13	96	-83	3

U14 OPENS DIV 1

POS	TEAM	P	W	D	L	B	FF	GF	GA	GD	PTS
1	Marist Canberra FC 10	14	13	1	0	4	0	70	14	56	40
2	Gungahlin United FC Thunder	14	6	2	6	3	0	19	27	-8	20
3	Woden Valley SC 35	13	5	2	6	4	0	28	28	3	17
4	Belsouth FC 10	14	4	3	7	3	0	26	27	-15	15
5	Canberra Grammar School 6	13	1	2	10	4	1	13	13	-36	5



U14 OPENS DIV 2

POS	TEAM	P	W	D	L	B	FF	GF	GA	GD	PTS
1	Marist Canberra FC 11	15	14	1	0	1	0	67	14	53	43
2	Belnorth FC Hawks	14	11	3	0	0	0	74	12	62	36
3	Gungahlin United FC Hurricanes	17	10	2	5	0	0	51	41	10	32
4	St Edmund's College 2	16	9	2	5	0	0	47	38	9	29
5	Majura FC 21	15	7	5	3	1	0	42	23	19	26
6	Radford College 10	16	7	2	7	1	1	34	49	-15	23
7	Belwest Foxes SC 15	17	6	4	7	0	0	41	32	9	22
8	QUC Under 14's Division 2 Mixed 5	15	7	0	8	0	0	51	49	2	21
9	Woden Valley SC 36	17	6	3	8	0	0	53	55	-2	21
10	Tuggeranong United FC 9	15	6	1	8	1	0	28	31	-3	19
11	Yass FC 8	17	1	1	15	0	3	23	79	-56	4
12	Marist Canberra FC 12	16	0	0	15	1	0	9	78	-69	0

U15 OPENS DIV 1

	TEAM	P	W	D	L	B	FF	GF	GA	GD	PTS
1	Marist Canberra FC 7	17	13	3	1	0	0	70	14	56	42
2	STU Under 15's Division 1 Mixed 1	14	9	4	1	1	0	19	27	-8	31
3	Gungahlin United FC Cyclones	17	7	6	4	0	0	28	28	3	27
4	Gungahlin United FC Thunder	16	7	4	5	0	0	26	27	-15	25
5	Belsouth FC 8	16	3	3	9	1	1	13	13	-36	12
6	Radford College 11	17	3	2	12	0	1	13	13	-36	11

U15 OPENS DIV 2

POS	TEAM	P	W	D	L	B	FF	GF	GA	GD	PTS
1	Cooma FC 3	16	15	0	1	1	0	101	25	76	45
2	Majura FC Lions	16	11	1	4	1	1	78	33	45	34
3	Belnorth FC Challengers	15	10	0	5	1	0	78	52	26	30
4	Marist Canberra FC 8	16	9	2	5	1	0	56	43	13	29
5	Belnorth FC Eagles	13	8	0	5	1	0	43	31	12	24
6	Gungahlin United FC Tornadoes	16	6	2	8	1	0	39	57	-18	20
7	Burgmann Anglican School Cobras	16	5	4	7	1	1	27	43	-16	19
8	Weston Molonglo FC Devils	15	5	3	7	1	0	31	46	-15	18
9	Radford College 12	16	5	1	10	1	0	34	64	-30	16
10	Woden Valley SC 37	16	4	3	9	1	0	45	71	-26	15
11	Marist Canberra FC 9	14	3	2	9	1	1	29	57	-28	11
12	Brindabella Blues FC 11	16	3	2	11	1	0	29	83	-54	11
13	Belsouth FC 9	16	2	2	12	1	0	38	90	-52	8

U16 OPENS DIV 1

POS	TEAM	P	W	D	L	B	FF	GF	GA	GD	PTS
1	Marist Canberra FC 4	17	16	0	1	0	0	88	11	77	48
2	Gungahlin United FC Lightning	17	11	3	3	0	0	73	21	52	36
3	Marist Canberra FC 5	17	11	2	4	0	0	40	28	12	35
4	Gungahlin United FC Thunder	17	10	0	7	0	0	51	46	5	30
5	Majura FC 15	17	8	2	7	0	0	47	32	15	26
6	Canberra Grammar School 7	17	5	4	8	0	0	41	46	-5	19
7	West Canberra Wanderers FC 4	17	5	3	9	0	0	36	53	-17	18
8	Woden Valley SC 38	17	4	4	9	0	1	34	39	-5	16
9	Belnorth FC Lions	17	4	4	9	0	0	46	64	-18	16
10	Brindabella Blues FC 9	17	0	0	17	0	1	23	139	-116	0



U16 OPENS DIV 2

POS	TEAM	P	W	D	L	B	FF	GF	GA	GD	PTS
1	Cooma FC 1	16	15	0	1	1	0	88	16	72	45
2	Gungahlin United FC Cyclones	16	14	0	2	1	0	110	24	86	42
3	Majura FC 16	16	11	1	4	1	0	71	32	39	34
4	Brindabella Blues FC 10	17	9	3	5	1	0	61	70	1	30
5	Radford College 13	16	9	0	7	0	0	92	62	30	27
6	Canberra Grammar School 8	16	9	0	7	0	1	51	65	-14	27
7	Weston Molonglo FC Raptors	17	7	0	10	0	1	42	59	-16	21
8	Belwest Foxes SC 17	17	6	0	11	0	0	45	76	-13	18
9	Yass FC 7	16	5	2	9	1	1	64	59	-5	17
10	Marist Canberra FC 6	16	3	1	12	1	1	25	68	-43	10
11	Palerang United FC 1	16	3	1	12	1	0	41	96	-55	10

U18 OPENS DIV 1

POS	TEAM	P	W	D	L	B	FF	GF	GA	GD	PTS
1	Canberra Grammar School First XI 13	11	1	1	4	0	0	68	6	62	34
2	Marist Canberra FC 1	13	11	0	2	4	0	49	14	35	33
3	Gungahlin United FC Thunder	14	5	2	7	3	1	30	38	-8	17
4	Canberra Grammar School 11	14	3	1	10	3	0	15	54	-39	10
5	Belnorth FC Bin Chickens	12	1	0	11	4	0	11	61	-50	3

U18 OPENS DIV 2

POS	TEAM	P	W	D	L	B	FF	GF	GA	GD	PTS
1	Gungahlin United FC Lightning	17	13	1	3	0	0	83	41	42	40
2	St Edmund's College 4	15	11	2	2	1	0	65	23	42	38
3	Marist Canberra FC 2	16	11	1	4	1	0	65	18	47	37
4	Tuggeranong United FC 8	14	10	0	4	1	0	54	22	32	33
5	Majura FC 13	15	7	1	7	0	0	23	36	-13	22
6	Majura FC Zinger Boxes	16	3	2	11	0	0	21	52	-31	11
7	Radford College 14	16	2	1	13	0	2	22	75	-53	7
8	Belnorth FC Eagles	15	1	0	14	1	0	15	69	-54	6

U18 OPENS DIV 3

POS	TEAM	P	W	D	L	B	FF	GF	GA	GD	PTS
1	Queanbeyan City FC 3	14	12	0	2	2	0	54	20	34	36
2	Majura FC 14	15	11	2	2	2	0	53	13	40	35
3	Yass FC 6	14	8	0	6	3	2	70	46	23	24
4	Woden Valley SC 40	16	8	0	8	2	0	55	45	10	24
5	Radford College 15	14	6	1	7	2	0	50	30	20	19
6	Canberra Grammar School 12	14	3	0	11	3	1	18	41	-33	9
7	Marist Canberra FC 3	14	1	1	12	3	3	7	99	-92	4



COMMUNITY LEAGUE DIVISION 1

POS	TEAM	P	W	D	L	B	FF	GF	GA	GD	PTS
1	ANU FC 9	16	12	2	2	1	0	54	22	32	38
2	Burns FC 5	15	12	1	2	2	1	67	20	47	37
3	Majura FC Gorillaz	16	9	3	4	1	0	41	34	7	30
4	Yarabi FC 3	16	7	2	7	1	0	37	30	7	23
5	Canberra Croatia FC 11	15	6	5	4	2	1	34	29	5	23
6	Gungahlin Juventus FC 3	14	6	0	8	2	0	22	41	-19	18
7	ADFA Vikings 3	13	5	1	7	2	1	29	34	-5	16
8	ANU FC 11	14	4	4	6	2	0	29	39	-10	16
9	Canberra City FC 3	16	5	1	10	2	0	34	49	-15	16
10	Belwest Foxes SC 1	16	3	2	11	1	1	19	42	-23	11
11	Belnorth FC Bisons	15	3	1	11	2	1	23	49	-26	10

COMMUNITY LEAGUE DIVISION 2

POS	TEAM	P	W	D	L	B	FF	GF	GA	GD	PTS
1	Queanbeyan City FC 33	16	16	0	0	1	0	83	16	67	48
2	Tuggeranong United FC 3	15	10	3	2	2	0	45	18	27	33
3	Majura FC 4	16	10	2	4	1	0	44	30	14	32
4	ANU FC 10	15	10	1	4	2	0	57	38	19	31
5	Belnorth FC Strikers	15	7	3	5	1	1	44	33	11	24
6	Canberra City FC 4	16	6	3	7	2	0	42	36	6	21
7	Belnorth FC Buffaloes	16	4	3	9	1	0	34	53	-19	15
8	Yarabi FC 4	15	4	1	10	2	0	27	56	-29	13
9	O'Connor Knights SC 1	15	4	0	11	2	0	40	58	-18	12
10	ANU FC 13	15	2	3	10	2	0	17	57	-40	9
11	Weston Molonglo FC Tom Barkley	14	1	1	12	2	1	17	55	-38	4

COMMUNITY LEAGUE DIVISION 3

POS	TEAM	P	W	D	L	B	FF	GF	GA	GD	PTS
1	Gungahlin United FC 12	17	12	3	2	0	0	59	29	30	39
2	Woden Valley SC 5	17	11	2	4	0	0	55	23	32	35
3	Weston Molonglo FC Gavin Briggs	17	10	2	5	0	0	60	41	19	32
4	Belnorth FC Sharks	17	10	1	6	0	0	50	25	25	31
5	Majura FC Mountain Goats	17	9	0	8	0	0	52	39	13	27
6	Burns FC 6	17	8	2	7	0	0	32	41	-9	26
7	ADFA Vikings 4	17	6	1	10	0	3	34	35	-1	19
8	Southern Tablelands United F.C 1	17	6	1	10	0	2	22	41	-19	19
9	ANU FC 12	17	4	1	12	0	1	14	50	-36	13
10	Brindabella Blues FC 4	17	2	1	14	0	4	13	67	-54	7

COMMUNITY LEAGUE DIVISION 4

POS	TEAM	P	W	D	L	B	FF	GF	GA	GD	PTS
1	ANU FC 14	16	15	1	0	1	0	92	10	82	46
2	Weston Molonglo FC Martine	17	15	0	2	0	0	84	11	73	45
3	Weston Molonglo FC Moufarrige	16	12	1	3	1	0	93	23	70	37
4	Burns FC 7	15	10	0	5	1	0	55	14	41	30
5	ANU FC 22	17	9	0	8	0	0	56	29	27	27
6	Belnorth FC Strikers	15	8	0	7	1	0	57	34	23	24
7	Yarabi FC 5	17	4	1	12	0	0	24	97	-73	13
8	Woden Valley SC 6	15	4	0	11	1	0	29	59	-30	12
9	Gungahlin United FC 11	16	2	1	13	1	0	23	91	-68	7
10	UC Stars FC 11	16	2	0	14	0	0	21	138	-117	6

COMMUNITY LEAGUE DIVISION 5

POS	TEAM	P	W	D	L	B	FF	GF	GA	GD	PTS
1	Narrabundah FC 3	17	14	2	1	0	0	102	19	82	46
2	Lanyon United FC 3	17	14	1	2	0	0	79	27	73	45
3	Weston Molonglo FC Everist	17	11	3	3	0	0	78	27	70	37
4	Yass FC 3	17	9	2	6	0	1	61	31	41	30
5	ANU FC 15	17	8	3	6	0	1	52	33	27	27
6	Tuggeranong United FC 4	17	8	2	7	0	0	65	51	23	24
7	Woden Valley SC 7	17	4	3	10	0	0	48	62	-73	13
8	Belnorth FC Stingrays	17	4	0	13	0	0	27	112	-30	12
9	ADFA Vikings 5	17	3	2	12	0	0	32	94	-68	7
10	Lanyon United FC 4	17	1	0	16	0	4	20	108	-117	6

MASTERS LEAGUE O35'S DIV 1 PRE SPLIT

POS	TEAM	P	W	D	L	B	FF	GF	GA	GD	PTS
1	UC Stars FC Over 35's Blue 12	12	10	1	1	1	0	50	8	42	31
2	Queanbeyan City FC Over 35's Blue 1	12	9	1	2	1	0	54	26	28	28
3	ANU FC Over 35's Blue 20	12	8	3	1	1	0	42	11	31	27
4	Weston Molonglo FC Over 35's Blue IT	12	8	1	3	1	0	43	29	14	25
5	ANU FC Over 35's Blue 16	12	7	1	4	1	0	39	23	16	22
6	ANU FC Over 35's Blue 17	12	6	1	5	1	0	22	18	4	19
7	Weston Molonglo FC Over 35's Blue JP	12	5	2	5	1	0	41	34	7	17
8	Belsouth FC Over 35's Yellow 27	12	4	3	5	1	1	29	32	-3	15
9	Lanyon United FC Over 35's Yellow 5	12	4	2	6	1	0	20	35	-15	14
10	Majura FC Over 35's Yellow 6	12	4	0	8	1	2	25	53	-28	12
11	Gungahlin United FC Over 35's Yellow 9	12	2	1	9	1	0	17	57	-40	7
12	Gungahlin United FC Over 35's Yellow 7	12	1	3	8	1	0	22	31	-9	6
13	Weston Molonglo FC Over 35's Yellow	12	0	1	11	1	0	13	60	-47	1

MASTERS LEAGUE O35'S DIV 1 BLUE

POS	TEAM	P	W	D	L	B	FF	GF	GA	GD	PTS
1	UC Stars FC 12	3	1	2	0	1	0	58	13	45	36
2	ANU FC 20	3	3	0	0	1	0	57	15	42	36
3	ANU FC 16	3	3	0	0	1	0	51	30	21	31
4	Queanbeyan City FC 1	3	0	1	2	0	0	57	35	22	29
5	Weston Molonglo FC Ian Toms	4	0	1	3	0	0	49	47	2	26
6	Weston Molonglo FC Jarrod Poole	4	1	2	1	0	0	50	39	11	22
7	ANU FC 17	4	1	0	3	0	0	31	32	-1	22

MASTERS LEAGUE O35'S DIV 1 YELLOW

POS	TEAM	P	W	D	L	B	FF	GF	GA	GD	PTS
1	Belsouth FC 27	4	3	0	1	0	0	39	40	-1	24
2	Lanyon United FC 5	4	3	0	1	0	0	34	40	-6	23
3	Gungahlin United FC 7	4	3	0	1	0	0	39	34	5	15
4	Majura FC 6	4	1	0	3	0	0	38	74	-36	15
5	Gungahlin United FC 9	4	1	0	3	0	2	24	72	-48	10
6	WSM Richard Jalland	4	1	0	3	0	0	20	76	-56	4

MASTERS LEAGUE O35'S DIV 2

POS	TEAM	P	W	D	L	B	FF	GF	GA	GD	PTS
1	Woden Valley SC 11	17	15	1	1	0	0	70	29	41	46
2	Belnorth FC 12	17	12	2	3	0	0	86	50	36	38
3	ANU FC 18	17	10	4	3	0	0	41	31	10	34
4	UC Stars FC 13	17	10	2	5	0	0	73	46	27	32
5	Tuggeranong United FC 5	17	7	2	8	0	0	69	54	15	23
6	Gungahlin United FC 13	17	5	7	5	0	0	42	40	2	22
7	Brindabella Blues FC 5	17	6	2	9	0	0	48	46	2	20
8	Weston Molonglo FC Chris Brown	17	3	3	11	0	0	34	73	-39	12
9	Monaro Panthers FC 5	17	2	3	12	0	0	39	63	-24	9
10	Gungahlin United FC 10	17	1	2	14	0	2	14	84	-70	5

MASTERS LEAGUE O45

POS	TEAM	P	W	D	L	B	FF	GF	GA	GD	PTS
1	ANU FC 19	17	16	0	1	0	0	84	9	75	48
2	Canberra Croatia FC 12	17	13	2	2	0	0	67	23	44	35
3	Woden Valley SC 12	17	11	1	5	0	1	54	34	20	34
4	Belnorth FC Originals	17	8	2	7	0	0	51	64	-13	26
5	Woden Valley SC 13	17	8	0	9	0	0	38	46	-8	24
6	Gungahlin United FC 8	17	6	3	8	0	1	45	48	-3	21
7	O'Connor Knights SC 4	17	5	4	8	0	1	29	39	-10	19
8	Burns FC 8	17	4	3	10	0	1	34	45	-11	15
9	Brindabella Blues FC 6	17	3	4	10	0	0	26	50	-24	13
10	Belnorth FC Out Of Action	17	1	1	15	0	1	15	85	-70	4

MASTERS LEAGUE O55

POS	TEAM	P	W	D	L	B	FF	GF	GA	GD	PTS
1	Brindabella Blues FC 7	17	12	2	3	0	0	57	29	28	38
2	Belnorth FC Golden Years	17	10	3	4	0	0	40	22	18	33
3	ANU FC 21	17	7	3	7	0	0	36	32	4	24
4	Woden Valley SC 14	17	7	3	7	0	0	35	34	1	24
5	Burns FC 9	17	7	2	8	0	0	33	34	-1	23
6	Lanyon United FC 6	17	1	1	15	0	0	16	66	-50	4

MASTERS LEAGUE WOMENS

POS	TEAM	P	W	D	L	B	FF	GF	GA	GD	PTS
1	Burns FC 10	17	13	1	3	0	0	75	19	56	40
2	South Canberra Football Club 1	17	11	2	4	0	0	77	28	49	35
3	Majura FC Medusas	17	10	3	4	0	0	56	21	35	33
4	Weston Molonglo FC WINOS	17	9	2	6	0	1	41	27	14	29
5	Weston Molonglo FC Molonglo Mystics	17	2	1	14	0	0	12	83	-71	7
6	Woden Valley SC 10	17	1	1	15	0	2	14	97	-83	4

SL MENS DIVISION 1

POS	TEAM	P	W	D	L	B	FF	GF	GA	GD	PTS
1	ANU FC 1	15	11	2	2	2	0	53	21	32	35
2	Weston Molonglo FC Andrew Woods	15	10	2	3	2	0	47	18	29	32
3	Gungahlin Juventus FC 1	15	8	4	3	2	0	57	29	28	28
4	UC Stars FC 5	15	7	7	2	2	0	57	32	25	28
5	Belnorth FC 5	15	8	3	4	2	0	46	24	22	27
6	Woden Valley SC 1	15	4	2	9	2	0	25	41	-16	14
7	Majura FC 1	15	4	1	10	2	0	22	71	-49	13
8	ANU FC 2	15	2	2	11	2	0	18	57	-39	8
9	ADFA Vikings 1	15	1	3	11	2	5	9	41	-32	6

SL MENS DIVISION 2

POS	TEAM	P	W	D	L	B	FF	GF	GA	GD	PTS
1	Cooma FC 1	17	13	3	1	0	0	47	18	29	42
2	Tuggeranong United FC 1	17	11	1	5	0	0	53	37	16	34
3	Yass FC 1	17	9	4	4	0	0	56	43	13	31
4	UC Stars FC 7	17	8	6	3	0	0	45	35	10	30
5	ANU FC 5	17	9	1	7	0	0	53	34	19	28
6	Brindabella Blues FC 1	17	8	3	6	0	0	56	33	23	27
7	Weston Molonglo FC Ebert Contreras	17	5	3	9	0	2	40	66	-26	18
8	Monaro Panthers FC 1	17	4	5	8	0	0	30	47	-17	17
9	Lanyon United FC 1	18	3	3	12	0	2	26	56	-30	12
10	Canberra City FC 1	18	1	1	16	0	6	21	58	-37	4

SL MENS DIVISION 1R

POS	TEAM	P	W	D	L	B	FF	GF	GA	GD	PTS
1	Weston Molonglo FC Jason Farrell	15	13	2	0	2	0	55	14	41	41
2	ANU FC 4	15	10	2	3	2	0	38	17	21	32
3	ANU FC 3	15	9	4	2	2	0	60	30	30	31
4	Majura FC 2	15	10	1	4	2	0	53	25	28	31
5	Belnorth FC 6	15	8	0	7	2	0	33	26	7	24
6	UC Stars FC 6	15	5	1	10	2	0	31	39	-8	16
7	Gungahlin Juventus FC 2	15	5	0	10	2	0	27	34	-7	15
8	ADFA Vikings FC 2	15	2	1	12	2	4	10	58	-48	7
9	Woden Valley SC 2	15	0	1	14	2	1	14	78	-64	1

SL MENS DIVISION 2R

POS	TEAM	P	W	D	L	B	FF	GF	GA	GD	PTS
1	ANU FC 6	17	17	0	0	0	0	112	20	92	51
2	Yass FC 2	17	14	0	3	0	0	62	25	37	42
3	Weston Molonglo FC Chad Lanzon	17	11	1	5	0	0	48	28	20	34
4	Brindabella Blues FC 2	17	10	1	6	0	0	45	27	18	31
5	Lanyon United FC 2	17	9	0	8	0	0	34	36	-2	27
6	Cooma FC 2	17	5	3	9	0	0	22	42	-20	18
7	Monaro Panthers FC 2	17	4	2	11	0	1	20	55	-35	14
8	Tuggeranong United FC 2	17	4	1	12	0	1	30	65	-35	13
9	UC Stars FC 8	17	3	2	12	0	0	24	70	-46	11
10	Canberra City FC 2	17	3	0	14	0	7	16	45	-29	9

SL MENS DIVISION 3

POS	TEAM	P	W	D	L	B	FF	GF	GA	GD	PTS
1	Yarabi FC 1	17	12	1	4	0	0	53	26	27	37
2	UC Stars FC 9	17	11	3	3	0	0	57	21	36	36
3	ANU FC 7	17	9	3	5	0	0	56	39	17	30
4	Canberra Kangaroos FC 1	17	8	5	4	0	0	49	35	14	29
5	Woden Valley SC 3	17	9	1	7	0	1	53	42	11	28
6	Burns FC 1	17	5	1	11	0	0	20	46	-26	16
7	Narrabundah FC 1	17	4	2	11	0	0	37	52	-15	14
8	Belsouth FC 24	17	2	0	15	0	1	25	89	-64	6

SL WOMENS DIVISION 1

POS	TEAM	P	W	D	L	B	FF	GF	GA	GD	PTS
1	ANUW FC 1	17	15	2	0	0	0	78	13	65	47
2	ANUW FC 2	17	10	1	6	0	0	34	20	14	31
3	UC Stars FC 1	17	9	1	7	0	0	33	26	7	28
4	Weston Molonglo FC Angels	17	8	1	8	0	1	42	30	12	25
5	South Canberra FC 2	17	4	2	11	0	0	12	47	-35	14
6	Tuggeranong United FC 6	17	1	1	15	0	1	8	71	-63	4

SL MENS DIVISION 3R

POS	TEAM	P	W	D	L	B	FF	GF	GA	GD	PTS
1	Burns FC 2	17	17	0	0	0	0	101	4	97	51
2	Yarabi FC 2	17	10	2	5	0	0	44	26	18	32
3	Woden Valley SC 4	17	10	0	7	0	0	64	38	26	30
4	Narrabundah FC 2	17	10	0	7	0	0	48	28	20	30
5	ANU FC 8	17	8	2	7	0	1	42	39	3	26
6	Belsouth FC 25	17	7	0	10	0	1	42	60	-18	21
7	Canberra Kangaroos FC 2	17	3	0	14	0	0	29	86	-57	9
8	UC Stars FC 10	17	1	0	16	0	0	17	106	-89	3

SL WOMENS DIVISION 2

POS	TEAM	P	W	D	L	B	FF	GF	GA	GD	PTS
1	Gungahlin Juventus FC 4	16	15	0	1	1	0	95	40	55	45
2	ANUW FC 4	16	10	1	5	1	0	45	22	23	31
3	Weston Molonglo FC Magpies	16	10	1	5	0	0	49	45	4	31
4	ANUW FC 3	17	9	1	7	0	0	44	40	4	28
5	South Canberra FC 3	17	7	1	9	0	0	49	51	-2	22
6	Belwest Foxes SC 9	16	5	1	10	0	0	34	53	-19	16
7	UC Stars Fc 2	16	3	1	12	1	1	22	56	-34	10
8	BellaMonaro Women's FC 1	16	3	0	13	0	1	19	50	-31	9

SL WOMENS DIVISION 3

POS	TEAM	P	W	D	L	B	FF	GF	GA	GD	PTS
1	South Canberra FC 5	17	13	2	2	0	0	50	25	25	41
2	Weston Molonglo FC Minions	17	10	7	0	0	0	42	10	32	37
3	Majura FC 7	17	11	1	5	0	0	51	29	22	34
4	Belnorth FC 1	17	10	3	4	0	0	43	24	19	33
5	UC Stars FC 3	17	10	2	5	0	0	50	23	27	32
6	ANUW FC 6	17	9	4	4	0	0	34	22	12	31
7	ANUW FC 5	17	7	7	3	0	0	39	15	24	28
8	Majura FC Strollers	17	5	3	9	0	0	34	44	-10	18
9	Belsouth FC 5	17	4	2	11	0	0	30	36	-6	14
10	Canberra Croatia FC 1	17	4	2	11	0	0	34	65	-31	14
11	South Canberra FC 4	17	1	1	15	0	0	17	65	-48	4
12	ADFA Vikings 6	17	1	0	16	0	4	11	77	-66	3

SL WOMENS DIVISION 5

POS	TEAM	P	W	D	L	B	FF	GF	GA	GD	PTS
1	Belwest Foxes SC 10	17	14	1	2	0	1	76	24	52	43
2	O'Connor Knights SC 3	17	13	1	3	0	0	59	28	31	40
3	Lanyon United FC 8	17	12	2	3	0	0	64	23	41	38
4	ANUW FC 10	17	9	0	8	0	0	49	37	12	27
5	ANUW FC 9	17	8	2	7	0	0	42	41	1	26
6	Woden Valley SC 9	17	7	0	10	0	0	36	49	-13	21
7	Belsouth FC 7	17	6	0	11	0	1	43	50	-7	18
8	Belnorth FC 2	17	5	1	11	0	0	26	50	-24	16
9	Majura FC Mullets	17	2	4	11	0	1	27	46	-19	10
10	Weston Molonglo FC Warriors	17	2	3	12	0	2	18	92	-74	9

SL WOMENS DIVISION 4

POS	TEAM	P	W	D	L	B	FF	GF	GA	GD	PTS
1	ANUW FC 7	17	15	1	1	0	0	65	14	51	46
2	Lanyon United FC 7	17	12	2	3	0	0	56	23	53	38
3	Belsouth FC 6	17	12	1	4	0	0	72	29	43	37
4	Yass FC 4	17	11	1	5	0	0	62	39	23	34
5	ANUW FC 8	17	9	2	6	0	0	60	33	27	29
6	UC Stars FC 4	17	7	2	8	0	0	26	35	-9	23
7	Woden Valley SC 8	17	4	1	12	0	0	29	62	-33	13
8	Weston Molonglo FC Ninjas	16	4	1	11	0	2	13	47	-34	13
9	Tuggeranong United FC 7	17	2	2	13	0	2	12	45	-33	8
10	South Canberra FC 6	16	1	1	14	0	0	12	80	-68	4

SL WOMENS DIVISION 6

POS	TEAM	P	W	D	L	B	FF	GF	GA	GD	PTS
1	Monaro Panthers 6	17	12	3	2	0	0	47	13	34	39
2	Belwest Foxes SC 11	17	12	3	2	0	0	53	22	31	39
3	ANUW FC 11	17	11	2	4	0	0	42	30	12	35
4	Yass FC 5	17	9	2	6	0	1	51	36	15	29
5	Belnorth FC Gunners	17	7	3	7	0	0	38	35	3	24
6	Belnorth FC Quokkas	17	6	1	10	0	1	24	33	-9	19
7	Majura FC Mockingbirds	17	5	3	9	0	1	22	39	-17	18
8	Gungahlin United FC 15	17	4	4	9	0	2	24	40	-16	16
9	ANUW FC 12	17	4	1	12	0	1	16	38	-22	13
10	Gungahlin United FC 14	17	4	0	13	0	1	14	45	-31	12

FINANCIAL STATEMENT

ACT FOOTBALL FEDERATION LIMITED

ACN 611 590 991

**FINANCIAL REPORT
FOR THE YEAR ENDED
31 DECEMBER 2022**

**ACT FOOTBALL FEDERATION LIMITED
(A COMPANY LIMITED BY GUARANTEE)
ACN 611 590 991**

DIRECTORS REPORT

Your Board of Directors present this report on the ACT Football Federation Limited (the Federation) for the financial year ended 31 December 2022.

Directors

The names of each person who had been a director during the year or at the date of this report are:

Angelo Konstantinou - Chair
Fran Sankey- Deputy Chair
Grace Gill (appointment completed 2022 AGM)
Gary Vandeburgt
Justin Webb

Georgia Briggs (resigned 14 February 2023)
Kim Ward (appointed 26 July 2022)
Andrew MacFarlane (appointed 27 September 2022)

An application to fix the ASIC recorded resignation date of Grace Gill to the date of the 2022 Annual General Meeting is currently in progress.

Directors have been in office since the start of the financial year to the date of this report unless otherwise stated.

Principal Activities

The principal activities of the Federation during the financial year included administering and developing the code of football.

Review of Operations

The Federation reported a total comprehensive deficit for the financial year of \$874,340 (2021 surplus: \$116,015).

This covered a transitional period with the relaunch and reinvigoration of football activity in the ACT, following the extensive disruption caused by the COVID-19 global pandemic.

The reported result was significantly impacted by the ongoing financial impact of the COVID-19 pandemic, where revenue hasn't returned to pre-2020 levels. Also, impacting the result was the investment into specific programs to target future growth opportunities, coupled with a number of unforeseen exceptional costs being incurred by the organisation.

Significant Changes in State of Affairs

No significant changes in the Federation's state of affairs during the financial year.

DIRECTORS REPORT

After Balance Date Events

In March 2023 the Australian Professional Leagues (APL) announced the proposed expansion of their competitions to introduce a men's team to partner Canberra United ahead of the 2024-25 season. Whilst this could significantly impact on the Federation's existing activities, being the operation of the Canberra United Women's A-League team (and the associated academy), the impact is currently unknown given that the licence has yet to be awarded.

No other matters or circumstances have arisen since the end of the financial year which significantly affected or may significantly affect the operations of the Federation, the results of those operations, or the state of affairs of the Federation in future financial years.

Short and long term objectives

The Federation's long-term objective is expressed in its stated purpose to provide high quality experiences for everyone involved in football in all its forms; with the associated vision for the Federation to be the most inclusive and respected sport in Canberra and the Capital Region.

Key short term strategic objectives include achieving improvements and growth in the following areas of operation:

- ▶ Participation – at all levels (e.g., age, gender) and across all forms (e.g., 11 a-side, Futsal);
- ▶ Talented & Elite – including participant numbers and team results (e.g., TSP, Canberra Utd);
- ▶ Fans – including attending and streaming games, along with increased digital footprint; and
- ▶ Governance – including commercial growth, Game Plan take-up and financial sustainability.

Strategy for achieving the objectives

The strategies for achieving these objectives are framed by the following Constitutional Objects:

- ▶ FA Membership & compliance.
- ▶ FA & Member collaboration.
- ▶ Governance, administration, regulation and protection of Football.
- ▶ Fostering friendly player & official relations.
- ▶ Promotion, support and management of Representative teams for the ACT.
- ▶ Provision & maintenance of grounds & facilities.
- ▶ Equality and non-discrimination in Football; and
- ▶ Supportive business activities.

DIRECTORS REPORT

The pillars outlined in the 2020-23 Strategic Plan establish that to reach our goals Capital Football will:

- ▶ Govern and Guide by employing good governance practices at all levels in football, and building the capability of clubs through the sharing of best practice.
- ▶ Connect and Engage through building and maintaining relationships between Capital Football, it's Members, committees, clubs, administrators, players, coaches, referees, volunteers, supporters and the broader community.
- ▶ Play and Perform by providing the facilities and competitions to enable anyone who wants to be part of football to participate, play, or watch football from social to elite levels.
- ▶ Educate and Enhance through the provision of development opportunities and pathways for players, referees, coaches and administrators
- ▶ Thrive and Prosper by growing our corporate partners to ensure economic sustainability and affordability.

How principal activities assisted in achieving the objectives

After two COVID-19 shortened seasons, 2022 was a year to rebuild.

To enhance our competitions, a review was undertaken into the Women's Community football competitions, with the decision to move away from Cluster grounds to a home and away format in line with the men's competitions. The competition match day management moved to Dribl, which saw match administration integrated, online and paperless for the first time and the Capital Futsal League was established and streamed for the first time, raising the profile, interest and standard of the elite Futsal competitions in the ACT.

With a view to improving operational efficiencies, a shared service model with Football QLD (Finance) and a pilot program with Football Australia (referees) was agreed for implementation in 2023.

Performance Measures

The Federation continues to measure and monitor performance through the use of:

- ▶ Stakeholder feedback (both directly and through Advisory Committees).
- ▶ Targeted KPIs which are reported to the Board (e.g., participation numbers, revenue growth);
- ▶ FA National Participation Report; and
- ▶ Independent commissioned reviews..

**ACT FOOTBALL FEDERATION LIMITED
(A COMPANY LIMITED BY GUARANTEE)
ACN 611 590 991**

DIRECTORS REPORT

Information on Directors

Angelo Konstantinou	Board Member (elected 20 May 2020 to AGM in 2023) (Chair)
Qualifications:	Member of the Institute of Company Directors of Australia (AICD)
Experience:	Self Employed Company Director (20 years) Chief Technology Officer (Viva Leisure / Club Lime Group) Hellenic Club Board Member since October 2017 Canberra Olympic Committee to 2016 Board member of ACT Futsal Incorporated to 2004 Capital Football Board 2016-Present Capital Football Chair from May 2022 Futsalroos Player (1999-2016) Canberra Cosmos Player (1998-2001) 250+ Games in local NPL
Fran Sankey	Board Member (elected May 2021 to AGM 2024) (Deputy Chair)
Qualifications:	Executive Master of Public Administration; Diploma of Project Management
Experience:	Chair of the Board of Capital Football - elected Chair April 2019 to May 2022 March 2013 to May 2020, Chair of the Finance, Audit and Risk Management Committee. 2013-2017, 2022 - Deputy Chair of the Board of Capital Football November 2018 to November 2020, Member, FFA Women's Football Council, elected November 2018 2008 to 2013: Women's Chair, Weston Creek Soccer Club. 2008 to 2013: Chair, Women's Standing Advisory Committee, Capital Football. 2004 to 2006: Board Member, Women's Soccer Canberra Board; 2002 to 2003: Sports Convenor, Soccer, 9th Australian Masters Games.
Gary Vandeburgt	Board Member (re-elected May 2022 to AGM in 2025)
Qualifications:	Bachelor Applied Science (Sports Media) FFA Referee (1995-2020)
Experience:	Soccer Canberra Men's League Manager (2002-05), 20 years Sports Administration experience across State, National and Government organisations.

**ACT FOOTBALL FEDERATION LIMITED
(A COMPANY LIMITED BY GUARANTEE)
ACN 611 590 991**

DIRECTORS REPORT

Grace Gill	Board Member (elected 8 April 2019 to AGM 2022)
Experience:	2021 – Paramount +, Channel 10 Commentary team Stan Sports analyst and pundit 2020: Brass Neck Broadcast Commentary Training and Opportunities Program 2019: Australian Institute of Company Directors and Professional Footballers Australian, Women in Leadership Governance Training 2019: Australian Institute of Company Directors and ACT Office for Women, Audrey Fagan Board Directorship short course 2019: Women's Working Group Chair 2008-2015: Canberra United player 2008: Matildas player 2008 2006-2007: Young Matildas player
Justin Webb	Board Member (elected 20 May 2020 to AGM in 2023)
Qualifications:	Member of the Institute of Company Directors of Australia, Certified Investment Management Analyst, Member of the Institute of Chartered Accountants Australia & New Zealand Bachelor of Economics Bachelor of Commerce
Experience:	May 2020 to present, Chair of the Finance Audit and Risk Management Committee Director of a global infrastructure manager Over 20 years' experience in understanding, analysing, and preparing financial statements Current member of three investment committees overseeing over A\$5 billion of funds under management Former player in ACT premier league and premier futsal league.
Georgia Briggs	Board Member (appointed 25 August 2021, resigned 14 February 2023)
Qualifications:	2021: Masters in Law, 2020: PhD in Law (in progress) University of Canberra 2018: Admitted as Solicitor, High Court of Australia 2016: Masters of Teaching Charles Sturt University – first year completed (not continuing) 2015: Admitted as Solicitor, ACT Supreme Court, 2015: Graduate Diploma in Legal Practice, College of Law – Completed, 2015: Bachelor of Laws (Honours)/ Bachelor of Arts, University of Canberra – Completed, 2014: Registered Justice of the Peace (ACT)

**ACT FOOTBALL FEDERATION LIMITED
(A COMPANY LIMITED BY GUARANTEE)
ACN 611 590 991**

DIRECTORS REPORT

Experience: January 2021- Present - Briggs Law
Position: Principal Solicitor. Criminal Law, Family Law, Wills & Estates and Migration Law
2016 - January 2021 – various legal firms - Elringtons Lawyers; Director or Public Prosecutions; Herring & Associates – Lawyers
Positions: Family and Criminal Lawyer, Prosecutor, Solicitor
August 2019- Current, University of Canberra
Position: Tutor and Marker Duties: teaching 2-3 two hour tutorials each week. Occasional guest lecturing. Marking assignments.

Kim Ward **Board Member (appointed 26 July 2022 to AGM 2025)**

Qualifications: Member of Australian Institute of Company Directors
Masters of Health Science (Sports Physiotherapy)
Bachelor of Applied Science (Physiotherapy)

Experience: Parent of 2 children playing in Capital Football competitions
Senior Manager within EY's Health and Human Services team
Sports and Exercise Physiotherapist with over 20 years' experience working with athletes with complex and chronic conditions including Australian and international professional footballers
Worked with Australian Girls U13 and U16 National Teams

Andrew MacFarlane **Board Member (appointed 27 September 2022 to AGM 2024)**

Qualifications: Graduate of the Institute of Company Directors of Australia (GAICD);
Member of the Australian Restructuring Insolvency and Turnaround Association (ARITA); Member of the Institute Of Chartered Accountants Of Scotland (ICAS)

Experience: 2015-Present: Leading the Sport Financial Advisory team at the Australian Sports Commission; 2006-2015: Restructuring professional with KPMG in London and then Sydney.

**ACT FOOTBALL FEDERATION LIMITED
(A COMPANY LIMITED BY GUARANTEE)
ACN 611 590 991**

DIRECTORS REPORT

Meetings of Directors

During the financial year, 9 regular meetings of directors were held. Attendance by each director was as follows:

Directors' Meetings		
	Number of meetings eligible to attend	Number of meetings attended
Directors –		
Angelo Konstantinou	9	9
Fran Sankey	9	9
Gary Vandeburgt	9	8
Grace Gill	3	3
Justin Webb	9	9
Georgia Briggs	9	9
Kim Ward	5	5
Andrew MacFarlane	3	3

Indemnifying Officers or Auditor

Except to the extent permitted by law, no indemnities have been given or insurance premiums paid, during or since the end of the financial year, for any person who is or has been an officer or auditor of the Federation.

Proceedings on Behalf of the Federation


No person has applied for leave of a Court to bring proceedings on behalf of the Federation or intervene in any proceedings to which the Federation is a party for the purpose of taking responsibility on behalf of the Federation for all or any of those proceedings.

The Federation was not a party to any such proceedings during the year.

Auditor's Independence Declaration

The lead auditor's independence declaration for the year ended 31 December 2022 has been received and can be found on page 11 of the Financial Report.

Signed in accordance with a resolution of the Board of Directors:




Dated this 9th day of May 2023.

**ACT FOOTBALL FEDERATION LIMITED
(A COMPANY LIMITED BY GUARANTEE)
ACN 611 590 991**


DIRECTORS DECLARATION

The directors of the Federation declare that:

1. The financial statements and notes, as set out on pages 12 to 30 are in accordance with the Corporations Act 2001 and:

- (a) comply with Australian Accounting Standards; and
- (b) give a true and fair view of the financial position as at 31 December 2022 and of the performance for the year ended on that date of the Federation;

This declaration is made in accordance with a resolution of the Board of Directors as required by s295 of the Corporations Act 2001.



.....
Dated this 9th day of May 2023.



.....



AccountAbility (ACT) Pty Ltd
ACN: 088 095 354

PO Box 776, Mitchell ACT 2911

Telephone: 02 6170 6870

Email: admin@accountability-act.com.au
www.accountability-act.com.au

Liability limited by a scheme approved under
Professional Standards Legislation

**AUDITORS' INDEPENDENCE DECLARATION UNDER SECTION 307C OF THE
CORPORATIONS ACT 2001 TO THE DIRECTORS OF ACT FOOTBALL FEDERATION
LIMITED**

I declare that, to the best of my knowledge and belief, during the year ended
31 December 2022 there have been:

- (a) no contraventions of the auditors' independence requirements as set out in the *Corporations Act 2001* in relation to the audit, and
- (b) no contraventions of any applicable code of professional conduct in relation to the audit.

AccountAbility



**Anthony Wilson
Registered Company Auditor
Canberra, ACT
9 May 2023**

ACT FOOTBALL FEDERATION LIMITED
(A COMPANY LIMITED BY GUARANTEE)
ACN 611 590 991

**STATEMENT OF COMPREHENSIVE INCOME
FOR THE YEAR ENDED
31 DECEMBER 2022**

	NOTE	2022 \$	2021 \$
Revenue			
Registration		2,680,762	2,251,381
Grants		625,588	645,649
Operations		358,834	318,589
Corporate		699,759	637,987
Resources received free of charge		50,286	50,286
Government stimulus funding		-	148,650
Total revenue		4,415,229	4,052,542
Expenses			
Registration	2	597,894	473,308
Operations	3	1,129,049	627,108
Corporate	4	473,741	176,403
Accounts, finance & legal	5	57,778	33,973
Administration	6	425,984	284,361
Depreciation		69,541	72,438
Logistics	7	308,590	189,784
Staff & contractors	8	2,221,616	2,133,072
Miscellaneous		5,396	80
Total expenses		5,289,569	3,990,527
Surplus/(deficit) for the year		(874,340)	62,015
Other comprehensive income			
Revaluation increment to property asset	12	-	54,000
Total comprehensive surplus/(deficit) for the year		(874,340)	116,015

The accompanying notes form part of these financial statements

ACT FOOTBALL FEDERATION LIMITED
(A COMPANY LIMITED BY GUARANTEE)
ACN 611 590 991

**STATEMENT OF FINANCIAL POSITION
AS AT 31 DECEMBER 2022**

	NOTE	2022 \$	2021 \$
ASSETS			
CURRENT ASSETS			
Cash and cash equivalents	9	2,109,114	2,885,377
Trade and other receivables	10	377,154	279,937
Inventories		30,665	30,305
Other current assets	11	148,728	135,555
TOTAL CURRENT ASSETS		2,665,661	3,331,174
NON-CURRENT ASSETS			
Property, plant and equipment	12	1,230,140	1,240,928
Right of use assets	13	2,807	11,231
TOTAL NON-CURRENT ASSETS		1,233,947	1,252,159
TOTAL ASSETS		3,898,608	4,583,333
LIABILITIES			
CURRENT LIABILITIES			
Trade and other payables	14	597,971	517,342
Lease liabilities		3,293	13,013
Other liabilities – unearned income		371,031	288,718
Provision for employee benefits	15	106,368	72,743
TOTAL CURRENT LIABILITIES		1,078,663	891,816
NON-CURRENT LIABILITIES			
Provision for employee benefits	15	34,863	32,095
TOTAL NON-CURRENT LIABILITIES		34,863	32,095
TOTAL LIABILITIES		1,113,526	923,911
NET ASSETS		2,785,082	3,659,422
EQUITY			
Retained earnings		2,610,588	3,484,928
Asset revaluation reserve		174,494	174,494
TOTAL EQUITY		2,785,082	3,659,422

The accompanying notes form part of these financial statements

ACT FOOTBALL FEDERATION LIMITED
(A COMPANY LIMITED BY GUARANTEE)
ACN 611 590 991
**STATEMENT OF CHANGES IN EQUITY
FOR THE YEAR ENDED 31 DECEMBER 2022**

	Retained Earnings	Asset Revaluation Reserve	Total
	\$	\$	\$
Balance at 1 January 2021	3,422,913	120,494	3,543,407
Surplus for the period	62,015	-	62,015
Other comprehensive income	-	54,000	54,000
Balance at 31 December 2021	3,484,928	174,494	3,659,422
(Deficit) for the period	(874,340)	-	(874,340)
Other comprehensive income	-	-	-
Balance at 31 December 2022	<u>2,610,588</u>	<u>174,494</u>	<u>2,785,082</u>

The accompanying notes form part of these financial statements

ACT FOOTBALL FEDERATION LIMITED
(A COMPANY LIMITED BY GUARANTEE)
ACN 611 590 991
**STATEMENT OF CASH FLOWS
FOR THE YEAR ENDED 31 DECEMBER 2022**

	NOTE	2022 \$	2021 \$
CASH FLOW FROM OPERATING ACTIVITIES			
Receipts in the course of operations		3,686,199	3,400,747
Payments to suppliers and employees		(5,125,102)	(3,775,897)
Interest received		14,786	21,404
Other income		707,902	443,599
		<hr/>	<hr/>
Net cash generated by/(used in) operating activities	16	(716,215)	89,853
CASH FLOW FROM INVESTING ACTIVITIES			
Purchase of property, plant and equipment		(50,329)	-
		<hr/>	<hr/>
Net cash generated by/(used in) investing activities		(50,329)	-
CASH FLOW FROM FINANCING ACTIVITIES			
Repayment of lease liabilities		(9,719)	(9,876)
		<hr/>	<hr/>
Net cash generated by/(used in) investing activities		(9,719)	(9,876)
<i>Net increase/(decrease) in cash held</i>		(776,263)	79,977
Cash at beginning of the financial year		2,885,377	2,805,400
Cash at end of the financial year	9	<u>2,109,114</u>	<u>2,885,377</u>

The accompanying notes form part of these financial statements

ACT FOOTBALL FEDERATION LIMITED
(A COMPANY LIMITED BY GUARANTEE)
ACN 611 590 991

NOTES TO THE FINANCIAL STATEMENTS
FOR THE YEAR ENDED 31 DECEMBER 2022

NOTE 1. STATEMENT OF SIGNIFICANT ACCOUNTING POLICIES

The financial report is for ACT Football Federation Limited as an individual entity, incorporated and domiciled in the Australian Capital Territory. The Federation is a company limited by guarantee.

Basis of Preparation

The financial statements are general purpose financial statements that have been prepared in accordance with Australian Accounting Standards - Simplified Disclosures, Interpretations of the Australian Accounting Standards Board and the *Corporations Act 2001*.

The financial statement are presented in Australian dollars which is the Company's functional and presentation currency.

The amounts presented in the financial statements have been rounded to the nearest dollar.

The financial statements have been prepared on an accruals basis and are based on historical costs modified, where applicable, by the measurement at fair value of selected non-current assets, financial assets and financial liabilities.

New and amended accounting policies adopted by the Company

The Federation has adopted all of the new, revised or amended accounting standards and interpretations issued by the Australian Accounting Standards Board that are mandatory for the current reporting period.

For the year ended 31 December 2022, the Federation has adopted *AASB 1060 General Purpose Financial Statements - Simplified Disclosures for For-Profit and Not-for-Profit Tier 2 Entities*.

The adoption of AASB 1060 has not had any material impact on the financial performance or position of the Federation because the previous financial statements complied with Australian Accounting Standards – Reduced Disclosure Requirements.

The adoption of AASB 1060 has resulted in some minor disclosure changes in the financial statements.

The following is a summary of the material accounting policies adopted by the Federation in the preparation of the financial statements. The accounting policies have been consistently applied, unless otherwise stated.

Accounting Policies

(a) Revenue

Revenue recognised under AASB 15 is measured at the amount which the Federation expects to receive in consideration for satisfying performance obligations to a customer. A performance obligation is the distinct good or service defined within the contract with a customer. The transaction price is allocated to one or more performance obligations contained within the contract, with revenue being recognised as or when the performance obligation is satisfied.

ACT FOOTBALL FEDERATION LIMITED
(A COMPANY LIMITED BY GUARANTEE)
ACN 611 590 991

NOTES TO THE FINANCIAL STATEMENTS
FOR THE YEAR ENDED 31 DECEMBER 2022

NOTE 1. STATEMENT OF SIGNIFICANT ACCOUNTING POLICIES

(a) Revenue (Continued)

While the Federation acknowledges the contributions made by volunteers in its continued operations, the difficulty and significant cost associated with trying to reliably measure these contributions means that the Federation has elected not to record these amounts in its financial statements.

Timing of Revenue Recognition

Revenue is recognised either at a point in time or over time, when (or as) the entity satisfies performance obligations by transferring the promised goods or services to its customers.

If the entity satisfies a performance obligation before it receives the consideration, the entity recognises either a contract asset or a receivable in its statement of financial position, depending on whether something other than the passage of time is required before the consideration is due.

	2022 \$	2021 \$
Revenue recognised at a point in time	3,288,046	2,809,036
Revenue recognised over time	1,073,657	1,034,711
	<u>4,361,703</u>	<u>3,843,747</u>

All revenue is stated net of the amount of goods and services tax (GST).

(b) Cash and Cash Equivalents

Cash and cash equivalents include cash on hand, deposits held at-call with banks, other short-term highly liquid investments with original maturities of three months or less, and bank overdrafts.

(c) Inventories

Inventories consist of football equipment and promotional materials which are measured at the lower of cost and net realisable value.

NOTES TO THE FINANCIAL STATEMENTS
FOR THE YEAR ENDED 31 DECEMBER 2022

NOTE 1. STATEMENT OF SIGNIFICANT ACCOUNTING POLICIES (Continued)

(d) Property, Plant and Equipment

Each class of plant and equipment is carried at cost or fair values as indicated, less, where applicable, any accumulated depreciation and impairment losses.

Plant and Equipment

Plant and equipment are measured on the cost basis less depreciation and impairment losses.

The carrying amount of plant and equipment is reviewed annually by the directors to ensure it is not in excess of the recoverable amount from these assets. The recoverable amount is assessed on the basis of the expected net cash flows that will be received from the assets employment and subsequent disposal. The expected net cash flows have been discounted to present values in determining recoverable amounts.

Plant and equipment that have been contributed at no cost, or for nominal cost are valued at the fair value of the asset at the date it is acquired.

Depreciation

The depreciable amount of all fixed assets including buildings and capitalised lease assets is depreciated on a declining-balance method basis over the asset's useful life to the entity commencing from the time the asset is held ready for use. Leasehold improvements are depreciated over either the unexpired period of the lease or the estimated useful lives of the improvements, whichever best reflects the expected utilisation of the asset.

The depreciation rates used for each class of depreciable assets are:

Class of Fixed Asset	Depreciation Rate
Buildings	1.0%
Hawker Oval Redevelopment	2.5 – 14.3%
Equipment and fittings	20.0% - 33.0%
Motor vehicles	20%.

The assets' residual values and useful lives are reviewed, and adjusted if appropriate, at each reporting date.

Asset classes carrying amount is written down immediately to its recoverable amount if the asset's carrying amount is greater than its estimated recoverable amount.

Gains and losses on disposal of assets are determined by comparing the proceeds on sale with the carrying amount of the asset. These gains or losses are included in the income statement. When a revalued asset is sold, amounts previously credited to the Asset Revaluation Reserve relating to that asset are transferred to Retained Earnings.

NOTES TO THE FINANCIAL STATEMENTS
FOR THE YEAR ENDED 31 DECEMBER 2022

NOTE 1. STATEMENT OF SIGNIFICANT ACCOUNTING POLICIES (Continued)

(e) Impairment of Assets

At each reporting date, the Federation reviews the carrying values of its tangible assets to determine whether there is any indication that those assets have been impaired. If such an indication exists, the recoverable amount of the asset, being the higher of the asset's fair value less costs to sell and value in use, is compared to the asset's carrying value. Any excess of the asset's carrying value over its recoverable amount is expensed to the Income Statement.

Where future economic benefits of the asset are not primarily dependent upon the asset's ability to generate net cash inflows and when the entity would, if deprived of the asset, replace its remaining future economic benefits, value in use is depreciated replacement cost of an asset.

Where it is not possible to estimate the recoverable amount of an asset class, the Federation estimates the recoverable amount of the cash-generating unit to which the class of asset belongs.

(f) Employee Benefits

Provision is made for the Federation's liability for employee benefits arising from services rendered by employees to the reporting date. Employee benefits expected to be settled within one year together with benefits arising from wages, salaries and annual leave which may be settled after one year, have been measured at the amounts expected to be paid when the liability is settled. Other employee benefits payable later than one year have been measured at the net present value.

Contributions are made by the Federation to an employee's superannuation fund and are charged as expenses when incurred.

(g) Provisions

Provisions are recognised when the Federation has a legal or constructive obligation, as a result of past events, for which it is probable that an outflow of economic benefits will result and that outflow can be reliably measured.

Provisions recognised represent the best estimate of the amounts required to settle the obligation at the end of the reporting period.

ACT FOOTBALL FEDERATION LIMITED
(A COMPANY LIMITED BY GUARANTEE)
ACN 611 590 991

NOTES TO THE FINANCIAL STATEMENTS
FOR THE YEAR ENDED 31 DECEMBER 2022

NOTE 1. STATEMENT OF SIGNIFICANT ACCOUNTING POLICIES (Continued)

(h) Leases

Leases of fixed assets, where substantially all the risks and benefits incidental to the ownership of the asset, but not the legal ownership, are transferred to the entity are classified as finance leases.

Finance leases are capitalised, recording an asset and a liability equal to the present value of the minimum lease payments, including any guaranteed residual values.

Leased assets are depreciated on a diminishing-balance basis over their estimated useful lives where it is likely that the entity will obtain ownership of the asset. Lease payments are allocated between the reduction of the lease liability and the lease interest expense for the period.

(i) Financial Instruments

Financial assets and financial liabilities are recognised when the entity becomes a party to the contractual provisions to the instrument. For financial assets, this is equivalent to the date that the Federation commits itself to either purchase or sell the asset (i.e., trade date accounting is adopted).

Financial instruments are initially measured at fair value plus transactions costs except where the instrument is classified 'at fair value through profit or loss' in which case transaction costs are expensed to profit or loss immediately.

Classification and subsequent measurement

Finance instruments are subsequently measured at either fair value, amortised cost using the effective interest rate method or cost. *Fair value* represents the amount for which an asset could be exchanged or a liability settled, between knowledgeable, willing parties. Where available, quoted prices in an active market are used to determine fair value. In other circumstances, valuation techniques are adopted.

ACT FOOTBALL FEDERATION LIMITED
(A COMPANY LIMITED BY GUARANTEE)
ACN 611 590 991

NOTES TO THE FINANCIAL STATEMENTS
FOR THE YEAR ENDED 31 DECEMBER 2022

NOTE 1. STATEMENT OF SIGNIFICANT ACCOUNTING POLICIES (Continued)

Amortised cost is calculated as:

- i. the amount at which the financial asset or financial liability is measured at initial recognition;
- ii. less principal repayments;
- iii. plus or minus the cumulative amortisation of the difference, if any, between the amount initially recognised and the maturity amount calculated using the *effective interest method*; and
- iv. less any reduction for impairment.

The *effective interest method* is used to allocate interest income or interest expense over the relevant period and is equivalent to the rate that exactly discounts estimated future cash payments or receipts (including fees, transaction costs and other premiums or discounts) through the expected life (or when this cannot be reliably predicted, the contractual term) of the financial instrument to the net carrying amount of the financial asset or financial liability. Revisions to expected future net cash flows will necessitate an adjustment to the carrying value with a consequential recognition of an income or expense in profit or loss.

(i) *Financial assets at fair value through profit or loss*

Financial assets are classified at 'fair value through profit or loss' when they are held for trading for the purpose of short-term profit taking, or where they are derivatives not held for hedging purposes, or when they are designated as such to avoid an accounting mismatch or to enable performance evaluation where a group of financial assets is managed by key management personnel on a fair value basis in accordance with a documented risk management or investment strategy. Such assets are subsequently measured at fair value with changes in carrying value being included in profit or loss.

(ii) *Loans and receivables*

Loans and receivables are non-derivative financial assets with fixed or determinable payments that are not quoted in an active market and are subsequently measured at amortised cost.

(iii) *Held-to-maturity investments*

Held-to-maturity investments are non-derivative financial assets that have fixed maturities and fixed or determinable payments, and it is the entity's intention to hold these investments to maturity.

(iv) *Available-for-sale financial assets*

Available-for-sale financial assets are non-derivative financial assets that are either not capable of being classified into other categories of financial assets due to their nature, or they are designated as such by management. They comprise investments in the equity of other entities where there is neither a fixed maturity nor fixed or determinable payments.

ACT FOOTBALL FEDERATION LIMITED
(A COMPANY LIMITED BY GUARANTEE)
ACN 611 590 991

**NOTES TO THE FINANCIAL STATEMENTS
FOR THE YEAR ENDED 31 DECEMBER 2022**

NOTE 1. STATEMENT OF SIGNIFICANT ACCOUNTING POLICIES (Continued)

(v) *Financial liabilities*

Non-derivative financial liabilities (excluding financial guarantees) are subsequently measured at amortised cost.

Derecognition

Financial assets are derecognised where the contractual rights to receipt of cash flows expires or the asset is transferred to another party whereby the entity no longer has any significant continuing involvement in the risks and benefits associated with the asset. Financial liabilities are derecognised where the related obligations are either discharged, cancelled or expired. The difference between the carrying value of the financial liability, which is extinguished or transferred to another party and the fair value of consideration paid, including the transfer of noncash assets or liabilities assumed, is recognised in profit or loss.

(j) Taxation

No provision for income tax has been raised as the Federation is exempt from income tax under Section 50.45 of the *Income Tax Assessment Act 1997*.

Revenues, expenses and assets are recognised net of the amount of GST, except where the amount of GST incurred is not recoverable from the Australian Taxation Office. In these circumstances the GST is recognised as part of the cost of acquisition of the asset or as part of an item of expense.

Receivables and payables in the Statement of financial position are shown inclusive of GST. Cash flows are presented in the Statement of cash flows on a gross basis, except for the GST component of investing and financing activities, which are disclosed as operating cash flows.

(k) Comparative Figures

When required by Accounting Standards, comparative figures have been adjusted to conform with changes in presentation for the current financial year.

(l) Critical accounting estimates and judgements

The directors evaluate estimates and judgements incorporated in to the financial report based on historical knowledge and best available current information. Estimates assume a reasonable expectation of future events and are based on current trends and economic data, obtained both externally and within the company.

Key estimates – Impairment

The Federation assesses impairment at each reporting date by evaluating conditions specific to the Federation that may lead to impairment of assets. Where an impairment trigger exists, the recoverable amount of the asset is determined. Fair value less costs to sell or current replacement cost calculations performed in assessing recoverable amounts incorporate a number of key estimates.

ACT FOOTBALL FEDERATION LIMITED
(A COMPANY LIMITED BY GUARANTEE)
ACN 611 590 991

**NOTES TO THE FINANCIAL STATEMENTS
FOR THE YEAR ENDED 31 DECEMBER 2022**

	NOTE	2022 \$	2021 \$
NOTE 2. REGISTRATION EXPENSES			
National registration fee		287,783	293,721
Insurances		220,719	116,491
Tournaments		66,822	21,271
Other registration expenses		22,550	41,825
Total		<u>597,874</u>	<u>473,308</u>

NOTE 3. OPERATIONS EXPENSES

Referee match fees	320,749	259,983
Equipment	109,384	29,537
Medical	147,536	73,108
Ground hire	405,973	212,772
Other operations expenses	145,407	51,708
Total	<u>1,129,049</u>	<u>627,108</u>

NOTE 4. CORPORATE EXPENSES

Memberships & merchandise	117,904	19,108
Marketing & corporate communications	116,773	126,772
Events	75,310	20,416
Uniforms	139,565	9,607
Other corporate expenses	24,189	500
Total	<u>473,741</u>	<u>176,403</u>

NOTE 5. ACCOUNTS, FINANCE & LEGAL EXPENSES

Accounting & audit	7,000	7,456
Bad & doubtful debts	6,596	2,983
Legal	43,183	21,969
Other expenses	999	1,565
Total	<u>57,778</u>	<u>33,973</u>

ACT FOOTBALL FEDERATION LIMITED
(A COMPANY LIMITED BY GUARANTEE)
ACN 611 590 991

NOTES TO THE FINANCIAL STATEMENTS
FOR THE YEAR ENDED 31 DECEMBER 2022

	NOTE	2022 \$	2021 \$
NOTE 6. ADMINISTRATION EXPENSES			
IT & communications		207,420	70,248
Property & occupation		128,374	96,163
Printing & stationery		30,314	27,673
Repairs & maintenance		22,512	8,949
Insurance		26,504	76,487
Other administration expenses		10,860	4,841
Total		<u>425,984</u>	<u>284,361</u>
NOTE 7. LOGISTICS EXPENSES			
Accommodation & travel		240,225	126,943
Other logistics expenses		68,365	62,841
Total		<u>308,590</u>	<u>189,784</u>
NOTE 8. STAFF & CONTRACTOR EXPENSES			
Wages		1,344,982	1,301,554
Superannuation		164,611	156,185
Other employee costs		16,672	28,560
Contractors		663,200	550,182
Workforce		32,151	96,591
Total		<u>2,221,616</u>	<u>2,133,072</u>
NOTE 9. CASH AND CASH EQUIVALENTS			
Cash at bank		1,301,251	2,079,621
Cash on hand		1,000	1,000
Term deposits		806,863	804,756
		<u>2,109,114</u>	<u>2,885,377</u>
NOTE 10. TRADE AND OTHER RECEIVABLES			
Trade receivables		376,182	284,290
Less: Provision for doubtful debts		<u>(10,950)</u>	<u>(4,353)</u>
Net receivables		365,232	279,937
Sundry debtors		11,922	-
		<u>377,154</u>	<u>279,937</u>

ACT FOOTBALL FEDERATION LIMITED
(A COMPANY LIMITED BY GUARANTEE)
ACN 611 590 991

NOTES TO THE FINANCIAL STATEMENTS
FOR THE YEAR ENDED 31 DECEMBER 2022

	2022 \$	2021 \$
NOTE 11. OTHER CURRENT ASSETS		
Prepayments	147,066	134,986
Accrued income	<u>1,662</u>	<u>569</u>
	<u>148,728</u>	<u>135,555</u>
NOTE 12. PROPERTY PLANT AND EQUIPMENT		
PROPERTY		
Property – at valuation *	345,000	345,000
Less accumulated depreciation	<u>(3,450)</u>	<u>-</u>
Total Property	<u>341,550</u>	<u>345,000</u>
HAWKER OVAL REDEVELOPMENT		
Hawker Oval Redevelopment – at cost	1,958,479	1,958,479
Less accumulated depreciation	<u>(1,123,067)</u>	<u>(1,085,929)</u>
Total Hawker Oval	<u>835,412</u>	<u>872,550</u>
PLANT AND EQUIPMENT		
Plant and Equipment – at cost	223,241	185,216
Less accumulated depreciation	<u>(185,721)</u>	<u>(175,106)</u>
Total Plant and Equipment	<u>37,520</u>	<u>10,110</u>
OFFICE EQUIPMENT		
Office equipment – at cost	166,389	154,084
Less accumulated depreciation	<u>(150,731)</u>	<u>(140,816)</u>
Total Office equipment	<u>15,658</u>	<u>13,268</u>
TOTAL PROPERTY, PLANT & EQUIPMENT	<u>1,230,140</u>	<u>1,240,928</u>

ACT FOOTBALL FEDERATION LIMITED
(A COMPANY LIMITED BY GUARANTEE)
ACN 611 590 991

**NOTES TO THE FINANCIAL STATEMENTS
FOR THE YEAR ENDED 31 DECEMBER 2022**

NOTE 12. PROPERTY PLANT AND EQUIPMENT (Continued)

	Property – at valuation	Hawker Oval Redevelopment	Plant and Equipment	Office Equipment	TOTAL
<i>As at 1 January 2022</i>					
Gross book value	345,000	1,958,479	185,216	154,084	2,642,779
Less: accumulated depreciation	-	(1,085,929)	(175,106)	(140,816)	(1,401,851)
Net book value as at 1 January 2022	345,000	872,550	10,110	13,268	1,240,928
Additions	-	-	38,025	12,305	50,330
Revaluations	-	-	-	-	-
Disposals	-	-	-	-	-
Depreciation expense	(3,450)	(37,138)	(10,616)	(9,915)	(61,119)
Writebacks	-	-	-	-	-
<i>Net book value as of 31 December 2022</i>	341,550	835,412	37,519	15,658	1,230,140
<i>Net book value as of 31 December 2022 represented by:</i>					
Gross book value	345,000	1,958,479	223,242	166,389	2,693,110
Less: accumulated depreciation	(3,450)	(1,123,067)	(185,722)	(150,731)	(1,462,970)
<i>Net book value as of 31 December 2022</i>	341,550	835,412	37,520	15,658	1,230,140

The full independent valuation of the unit at Football House was undertaken by Rachel Clark AAPI and Phil Green AAPI of MMJ Real Estate as at 1 December 2021.

The directors are satisfied that there has been no material movement in the valuation of the property from the date of the valuation to 31 December 2022.

ACT FOOTBALL FEDERATION LIMITED
(A COMPANY LIMITED BY GUARANTEE)
ACN 611 590 991

NOTES TO THE FINANCIAL STATEMENTS
FOR THE YEAR ENDED 31 DECEMBER 2022

	2022 \$	2021 \$
NOTE 13. RIGHT OF USE ASSETS		
Equipment under lease	38,988	38,988
Less accumulated depreciation	(36,181)	(27,757)
	<u>2,807</u>	<u>11,231</u>

NOTE 14. TRADE AND OTHER PAYABLES

Trade creditors	420,506	58,977
Accrued expenses	157,047	355,653
Employee related payables	37,705	62,106
Borrowings	-	199
Amounts payable to the ATO	(17,287)	40,407
	<u>597,971</u>	<u>517,342</u>

NOTE 15. PROVISIONS FOR EMPLOYEE BENEFITS

Analysis of total provision

	Annual Leave	Long Service Leave
Provisions		
Opening balance as at 1/1/2022	72,743	32,095
Net movement in balance	33,625	2,768
	<u>106,368</u>	<u>34,863</u>
Balance as at 31/12/2022		
Current	106,368	-
Non-Current	-	34,863
	<u>106,368</u>	<u>34,863</u>

A provision has been recognised for employee benefits relating to long service for employees. In calculating the present value of future cash flows in respect of long service leave, the probability of long service leave being taken is based on historical data. The measurement and recognition criteria for employee benefits have been included in **Note 1 Statement of Significant Accounting Policies**.

ACT FOOTBALL FEDERATION LIMITED
(A COMPANY LIMITED BY GUARANTEE)
ACN 611 590 991

NOTES TO THE FINANCIAL STATEMENTS
FOR THE YEAR ENDED 31 DECEMBER 2022

	2022 \$	2021 \$
NOTE 16. CASH FLOW RECONCILIATION		
<i>Cash as per:</i>		
Statement of financial position	9 2,109,114	2,885,377
Statement of cash flows	<u>2,109,114</u>	<u>2,885,377</u>
<i>Reconciliation of surplus for the year to net cash provided by / (used in) operating activities</i>		
Surplus/(deficit) for the year	<u>(874,340)</u>	<u>62,015</u>
<i>Adjustments for non-cash items</i>		
Depreciation	69,541	72,438
Other non-cash adjustments	-	621
<i>Movements in assets and liabilities</i>		
Decrease/(increase) in receivables	(97,218)	(86,942)
Decrease/(increase) in inventories	(360)	(9,765)
Decrease/(increase) in other assets	(13,173)	(115,248)
Increase/(decrease) in creditors and borrowings	80,629	284,518
Increase/(decrease) in income in advance	82,313	(108,413)
Increase/(decrease) in employee provisions	36,393	(9,371)
	<u>(716,215)</u>	<u>89,853</u>

An overdraft facility was available to the Federation at the reporting date secured by a registered mortgage over the property at Australian Football Federation House Phipps Close Deakin ACT.

NOTE 17. KEY MANAGEMENT PERSONNEL COMPENSATION

	Short Term Employment Benefits \$	Post Employment Benefits \$	Total \$
2022			
Total compensation	123,069	12,293	135,362
2021			
Total compensation	159,193	13,112	172,304

ACT FOOTBALL FEDERATION LIMITED
(A COMPANY LIMITED BY GUARANTEE)
ACN 611 590 991

NOTES TO THE FINANCIAL STATEMENTS
FOR THE YEAR ENDED 31 DECEMBER 2022

NOTE 18. LEASING COMMITMENTS

Leasing commitments for the Federation relate to the lease of the Hawker Football Centre and lease of office equipment.

The lease of the Hawker Football Centre is a non-cancellable lease with a ten-year term, with rent payable yearly in advance. The Federation has elected to not measure this right of use asset at the reporting date as further guidance is expected to be issued subsequently by the Australian Accounting Standards Board.

The lease of office equipment is a non-cancellable lease with a five-year term, with rent payable monthly in advance and has been accounted for in accordance with AASB 16 Leases.

NOTE 19. EVENTS AFTER THE BALANCE DATE

There have been no events subsequent to the reporting date which require disclosure in the financial report.

NOTE 20. CONTINGENT ASSETS AND LIABILITIES

There are no contingent liabilities or assets as at 31 December 2022 which require disclosure in the financial report.

NOTE 21. RELATED PARTY TRANSACTIONS

No income was paid or payable, or otherwise made available, to any director of the Federation from the Federation. Costs incurred by directors in undertaking their roles representing the entity are paid directly by the Federation and no element relates to the payment of an allowance or per diem entitlement.

Transactions with related parties are on terms no more or no less favourable than other parties.

ACT FOOTBALL FEDERATION LIMITED
(A COMPANY LIMITED BY GUARANTEE)
ACN 611 590 991

NOTES TO THE FINANCIAL STATEMENTS
FOR THE YEAR ENDED 31 DECEMBER 2022

NOTE 22. CAPITAL MANAGEMENT

The Board controls the capital of the Federation to ensure that adequate cash flows are generated to fund operations. The Board is responsible for the overall risk management strategy.

The Federation's capital consists of financial liabilities, supported by financial assets.

The Board effectively manages the Federation's capital by assessing its financial risks and responding to changes in these risks as well as to changes in the market. These responses may include the consideration of debt levels.

The Federation does not have a formal policy on capital management and gearing ratios.

NOTE 23. MEMBERS' GUARANTEE

The Federation is incorporated under the *Corporations Act 2001* and is a company limited by guarantee. If the Federation is wound up, the Constitution states that each member is required to contribute a maximum of \$20 each towards meeting any outstanding obligations of the company. At 31 December 2022 the number of members was 12.

NOTE 24. COMPANY DETAILS

The registered office and principal place of business for the Federation is:

ACT Football Federation Limited
Unit 2
3 Phipps Close
Deakin ACT 2600.



AccountAbility (ACT) Pty Ltd
ACN: 088 095 354

PO Box 776, Mitchell ACT 2911

Telephone: 02 6170 6870

Email: admin@accountability-act.com.au
www.accountability-act.com.au

Liability limited by a scheme approved under
Professional Standards Legislation

INDEPENDENT AUDITOR'S REPORT TO THE MEMBERS OF ACT FOOTBALL FEDERATION LIMITED

Report on the Audit of the Financial Report

Opinion

I have audited the financial report of ACT Football Federation Limited, which comprises the statement of financial position as at 31 December 2022, the statement of comprehensive income, statement of changes in equity and statement of cash flows for the year then ended, and notes to the financial statements, including a summary of significant accounting policies, and the directors' declaration.

In my opinion the financial report of ACT Football Federation Limited has been prepared in accordance with the *Corporations Act 2001*, including:

- a) giving a true and fair view of ACT Football Federation Limited's financial position as at 31 December 2022 and of its financial performance for the year then ended; and
- b) complying with Australian Accounting Standards and the Corporations Regulation 2001.

Basis for Opinion

I conducted my audit in accordance with Australian Auditing Standards. My responsibilities under those standards are further described in the Auditor's Responsibilities for the Audit of the Financial Report section of my report. I am independent of ACT Football Federation Limited in accordance with the ethical requirements of the *Accounting Professional and Ethical Standards Board's APES 110*

Code of Ethics for Professional Accountants (the *Code*) that are relevant to my audit of the financial report in Australia. I have also fulfilled my other ethical responsibilities in accordance with the *Code*.

I believe that the audit evidence I have obtained is sufficient and appropriate to provide a basis for my opinion.

Other Information

The directors' are responsible for the other information. The other information comprises the information included in external reports prepared by ACT Football Federation Limited and made available to members and the public such as the Annual Report, but does not include the financial report and my auditor's report thereon.

My opinion on the financial report does not cover the other information and accordingly I do not express any form of assurance conclusion thereon.

In connection with my audit of the financial report, my responsibility is to read the other information and, in doing so, consider whether the other information is materially inconsistent with the financial report or my knowledge obtained in the audit or otherwise appears to be materially misstated.

If, based on the work I have performed, I conclude that there is a material misstatement of this other information, I am required to report that fact. I have nothing to report in this regard.

Responsibilities of Directors' for the Financial Report

The directors' of ACT Football Federation Limited are responsible for the preparation and fair presentation of the financial report in accordance with Australian Accounting Standards and the *Corporations Act*, and for such internal control as the directors' determine is necessary to enable the preparation of the financial report that is free from material misstatement, whether due to fraud or error.

In preparing the financial report, the directors' are responsible for assessing ACT Football Federation Limited's ability to continue as a going concern, disclosing, as applicable, matters related to going concern and using the going concern basis of accounting unless the directors' either intends to liquidate ACT Football Federation Limited or to cease operations, or has no realistic alternative but to do so.

The directors' are responsible for overseeing ACT Football Federation Limited's financial reporting process.

Auditor's Responsibilities for the Audit of the Financial Report

My objectives are to obtain reasonable assurance about whether the financial report as a whole is free from material misstatement, whether due to fraud or error, and to issue an auditor's report that includes my opinion. Reasonable assurance is a high level of assurance, but is not a guarantee that an audit conducted in accordance with Australian Auditing Standards will always detect a material misstatement when it exists. Misstatements can arise from fraud or error and are considered material if, individually or in the aggregate, they could reasonably be expected to influence the economic decisions of users taken on the basis of the financial report.

As part of an audit in accordance with the Australian Auditing Standards, I exercise professional judgement and maintain professional scepticism throughout the audit.

I also:

- Identify and assess the risks of material misstatement of the financial report, whether due to fraud or error, design and perform audit procedures responsive to those risks, and obtain audit evidence that is sufficient and appropriate to provide a basis for my opinion. The risk of not detecting a material misstatement resulting from fraud is higher than for one resulting from error, as fraud may involve collusion, forgery, intentional omissions, misrepresentations, or the override of internal control.
- Obtain an understanding of internal control relevant to the audit in order to design audit procedures that are appropriate in the circumstances, but not for the purpose of expressing an opinion on the effectiveness of the ACT Football Federation Limited's internal controls.
- Evaluate the appropriateness of accounting policies used and the reasonableness of accounting estimates and related disclosures made by ACT Football Federation Limited.
- Conclude on the appropriateness of ACT Football Federation Limited's use of the going concern basis of accounting and, based on the audit evidence obtained, whether a material uncertainty exists related to events or conditions that may cast significant doubt on ACT Football Federation Limited's ability to continue as a going concern. If I conclude that a material uncertainty exists, I am required to draw attention in my auditor's report to the related disclosures in the financial report or, if such disclosures are inadequate, to modify my opinion. My conclusions are based on the audit evidence obtained up to the date of my auditor's report. However, future events or conditions may cause ACT Football Federation Limited to cease to continue as a going concern.

- Evaluate the overall presentation, structure and content of the financial report, including the disclosures, and whether the financial report represents the underlying transactions and events in a manner that achieves fair presentation.

I communicate with ACT Football Federation Limited regarding, among other matters, the planned scope and timing of the audit and significant audit findings, including when considered necessary any significant deficiencies in internal control that I identify during my audit.

AccountAbility



Anthony Wilson
Registered Company Auditor
Canberra, ACT
9 May 2023

HALL OF FAME & LIFE MEMBERS



HALL OF FAME

- ▶ Adamantios Exarhos
- ▶ Allyson Flynn
- ▶ Amy Wilson
- ▶ Ante Juric
- ▶ Barry Rumble
- ▶ Ben Williams
- ▶ Ben Wilson
- ▶ Bob Mee
- ▶ Charles Perkins
- ▶ Chris Blain
- ▶ Chris Conti
- ▶ Danny Moulis
- ▶ Dennis McDermott
- ▶ Donna O'Brien
- ▶ Eric Lynes
- ▶ Frank Maccarone
- ▶ Gavin Martin
- ▶ George Campbell Jnr
- ▶ George Campbell Snr
- ▶ George Lemon
- ▶ Gerry Martens
- ▶ Gordon Dunster
- ▶ Graham Cooke
- ▶ Graham Harrison
- ▶ Hal Leslie
- ▶ Harry Williams
- ▶ Harvey Grigor
- ▶ Ian Myerscough
- ▶ Ivan Bulum
- ▶ Jim Hayes
- ▶ Jim Roberts
- ▶ Joe Honeysett
- ▶ John Davies
- ▶ John Herd
- ▶ Johnny Warren
- ▶ Judith Clark
- ▶ Julie Murray
- ▶ Katrina Neuss
- ▶ Ken Allen
- ▶ Marko Vrkic
- ▶ Michael Milovanovic
- ▶ Mike Black
- ▶ Ned Zelic
- ▶ Paul Murphy
- ▶ Peter Stanfield
- ▶ Rhonda Parkin
- ▶ Rod Jory
- ▶ Ross Yarnold
- ▶ Roy Thompson
- ▶ Sacha Wainwright
- ▶ Sebastian Giampaolo

LIFE MEMBERS

- ▶ Steven Hogg
- ▶ Stuart Devlin
- ▶ Theo Moulis
- ▶ Alan Ward
- ▶ Arthur Huggins
- ▶ Bill Simeonovic
- ▶ Bill Van der Vlist
- ▶ Bob Mee
- ▶ Bob Tomlinson
- ▶ Brian Golledge
- ▶ Carlyle Thayer
- ▶ Carmel Carters
- ▶ Carolyn Lamaro
- ▶ Cass Hampton
- ▶ Chris Conti
- ▶ Clive MacKillop
- ▶ Con Poulos
- ▶ David Dillon
- ▶ David Oner
- ▶ Dennis McDermott
- ▶ Don Rushman
- ▶ Geoff Ashurst
- ▶ George Dobbin
- ▶ Gerry Martens
- ▶ Gordon Carmichael
- ▶ Gordon Dunster
- ▶ Hal Leslie
- ▶ Heather Reid
- ▶ Hendrik Thijssens
- ▶ J Brown
- ▶ J McMahon
- ▶ Joe Fusca
- ▶ John Jenkins
- ▶ John Logue
- ▶ John McAvoy
- ▶ John Van der Lende
- ▶ Keith Tournier
- ▶ Ken Allen
- ▶ Ken Carter
- ▶ L Dean
- ▶ Margaret Taylor
- ▶ Nick Szego
- ▶ Niels Hummel
- ▶ Paul Davison
- ▶ Paul Murphy
- ▶ Paul Whittingham
- ▶ Peta Winzar
- ▶ Ray McGregor
- ▶ Rachel Harrigan
- ▶ Rod Jory
- ▶ Roger Grylls
- ▶ Ron Harris
- ▶ Ron Watkins
- ▶ Ross Jones
- ▶ Stephanie Quinn
- ▶ Steve Doszpot
- ▶ Walter Valeri



CAPITAL
FOOTBALL

info@capitalfootball.com.au

+61 2 6260 4000

BUSINESS ADDRESS

Football House, Unit 2 / 3 Phipps Close, Deakin, ACT, 2600

MAILING ADDRESS

PO Box 50, Curtin, ACT, 2605