



**CAPITAL
FOOTBALL**

**GUIDE TO
CREATING
TEAMS ON DRIBL
SENIOR AND JUNIOR LEAGUES
2023**

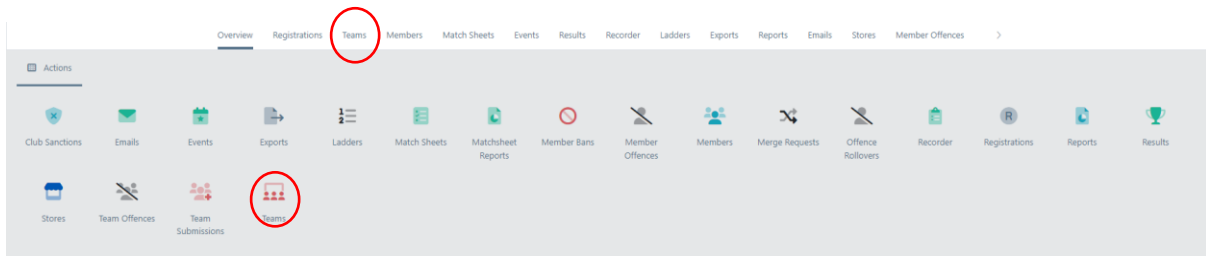
CONTENTS

- Creating Teams on Dribl 3
 - Step 1 3
 - Step 2 3
 - Step 3 3
 - Step 4 4
 - Step 5 5

CREATING TEAMS ON DRIBL

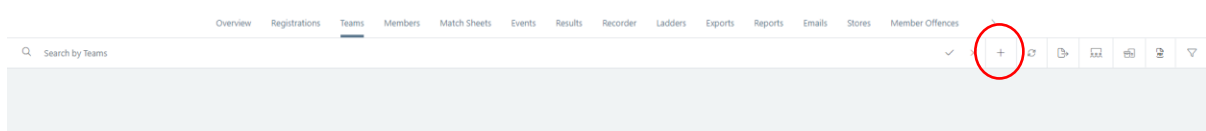
STEP 1

After Logging into Dribl, Click on the “Teams” tab.



STEP 2

Along the top bar, click on the plus sign (if you hover over it, it should say “Create”). A side tab should open with a few prompts.



STEP 3

Ensure that the association is “Capital Football” and the Club is your club’s name. You may then go along the side tab, entering each prompt with your teams’ details. Under the section named “Group”, you will put in your team’s name or a team number to identify each team you create.

A screenshot of the 'Create Team' form in Dribl. The form is titled 'Create Team' and has a 'Create' button. It contains several fields: 'Association' (Capital Football), 'Club' (Canberra City FC), 'Competition' (Select a competition), 'Age Group' (Select age group), 'Division' (Select division), 'Group' (Enter group name), 'Gender' (Select gender), and 'Axis (Optional)' (Axis (Optional)).

Please Note: Entering a team's division is only the preferred division for the team. This may change pending any necessary team movement from CF.

STEP 4


Under the section that asks for 'Minimum' and 'Maximum' Players, enter the correct team numbers corresponding to the competition your team is going to be in. See below:

- ▶ Senior Leagues Minimum Players: 7
- ▶ Senior Leagues Maximum Players: 25


- ▶ Junior Leagues Minimum Players: 7
- ▶ Junior Leagues Maximum Players: 18
- ▶ Junior League U12 Minimum Players:
- ▶ Junior League U12 Maximum Players: 15

- ▶ MiniRoos Minimum Players:
- ▶ MiniRoos Maximum Players: 15

Code (Auto generated)



Minimum Players




−

0

+

Maximum Players



−

0

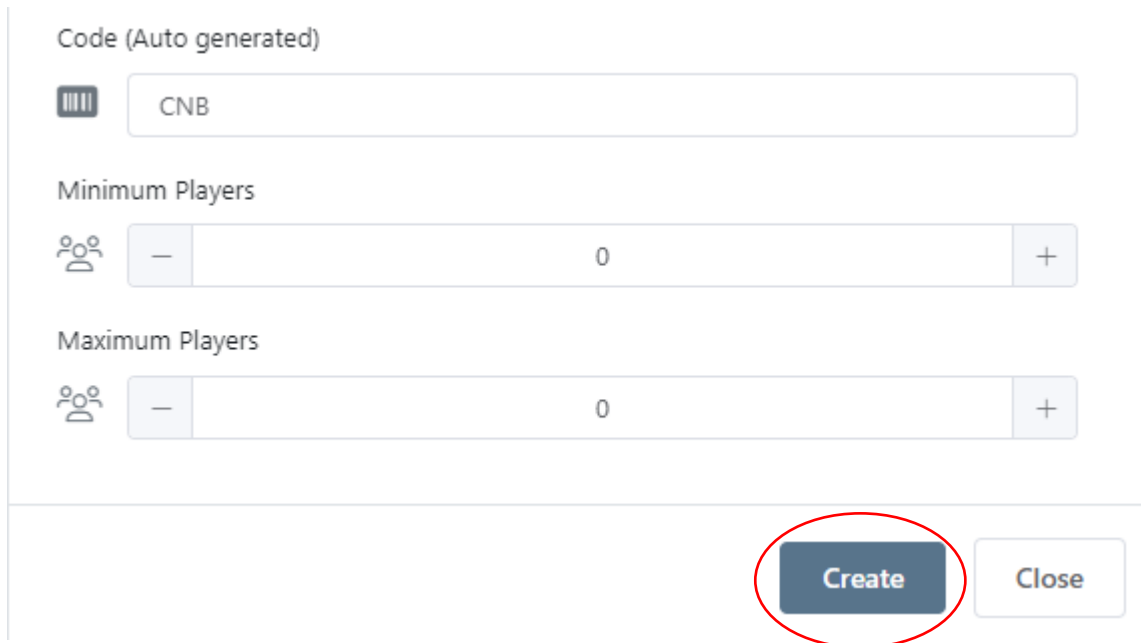
+

Create

Close

STEP 5

After entering all prompts, click 'Create' at the bottom of the tab. Doing this will put the team into your club's system.



The screenshot shows a team creation form with the following fields:

- Code (Auto generated):** A text input field containing 'CNB'.
- Minimum Players:** A range selector with a minus button, a text input field containing '0', and a plus button.
- Maximum Players:** A range selector with a minus button, a text input field containing '0', and a plus button.

At the bottom right of the form, there are two buttons: 'Create' and 'Close'. The 'Create' button is highlighted with a red circle.

If there are any issues that arise when creating a team, please contact the Competitions staff:

Ph: 6260 4000

Nic Martiniello: nicholas.martiniello@capitalfootball.com.au

Cristina Esposito: cristina.esposito@capitalfootball.com.au