



**CAPITAL**  
FOOTBALL

# **ANNUAL REPORT**

## **2021**



# CONTENTS

|                                   |    |
|-----------------------------------|----|
| Board of Directors .....          | 4  |
| Chair's Report .....              | 5  |
| 2021 ACT Summary .....            | 7  |
| Participation .....               | 9  |
| National Premier Leagues .....    | 9  |
| Community Leagues .....           | 10 |
| Futsal .....                      | 13 |
| Referees .....                    | 15 |
| Game Development.....             | 18 |
| Skill Acquisition Program.....    | 19 |
| Talent Support Program.....       | 21 |
| Canberra United Academy.....      | 23 |
| Club Coach Coordinator .....      | 24 |
| Coach Education .....             | 25 |
| Canberra United .....             | 28 |
| League Tables .....               | 29 |
| Financial Statements.....         | 58 |
| Life Members & Hall of Fame ..... | 74 |

***We acknowledge the traditional owners of country throughout Canberra and the Capital Region, on whose land we play football.  
We recognise their continuing connection to land, waters, and culture, and pay our respects to their Elders past, present and emerging.***

# BOARD OF DIRECTORS



**Fran Sankey**  
Chair & Director



**Angelo Konstantinou**  
Deputy Chair & Director



**Justin Webb**  
Director  
(May - Dec)



**Grace Gill**  
Director



**Gary Vandeburgt**  
Director



**Georgia Briggs**  
Director

# CHAIR'S REPORT



At the end of each year, I like to reflect on the year that has passed. At the end of 2020 I referred to 2021 as hopefully being a year of prosperity after the many disruptions in 2020 from fires, smoke, hailstorms, and the pandemic.

We started the year strongly and it was great to see football and futsal being played across our region. But again, circumstances outside our control prevented us from enjoying a full season of football. This was disappointing for many, and I shared your frustration.

While it was disheartening not to play out a full season of the game we share a passion for, I tried to put it into perspective. There were many people in our region and across the country doing it much tougher than us. In other areas of Australia, people were in lockdown, unable to participate in many activities including working, seeing family and friends, let alone being able to play football. We got to play much of the season before the rains came and washed-out games, and before COVID 19 restrictions were again in force which brought our season to a close.

Disappointingly, incidents involving verbal abuse towards referees, coaches, players, volunteers, and Capital Football staff continued to occur. This sort of behaviour is unacceptable and has no place in our game. The Board took a firm stance and launched a new RESPECT campaign to 'Reduce Abuse' across football. It was pleasing to see junior clubs heed the message and hold RESPECT Rounds' and note this is an area requiring continual improvement.

The cancellation of Kanga Cup in 2021 was a huge disappointment for the organisation and participants. As the 30th year anniversary of this tournament, it was especially tough. All is not lost though, as we turn our attention to

celebrating the milestone in 2022 and look forward to the return of the largest team participation sport in the southern hemisphere.

While there were disappointments there were also significant individual and collective achievements. Lauren Hargraves was appointed as an assistant referee on the 2021 A-League Women's (formerly W-League) Grand Final and Owen Goldrick was reappointed to the FIFA list of Assistant Referees – Men for 2022.

Canberra United returned to finals football in 2021 and Michelle Heyman was named the Julie Dolan Medallist for her standout comeback scoring 10 goals in 12 games. Michelle also became the record goal scorer in the W-League and played her 100th game with green.

The Strategic Plan 2020-23 was officially launched at the Annual General Meeting in May after being on hold due to COVID disruptions. While the Plan was not formally released as planned in 2020, it was well socialised with Members and Clubs and still guided the activities of Capital Football in 2021.

The 2021 ACT Summary is presented on a page later in the report but some of the key indicators against our Strategic Plan included:

- ▶ 34,703 Participants
- ▶ 42% Female Participation
- ▶ 643 registered referees
- ▶ 939 registered coaches
- ▶ 120 referee development activities involving 1625 participants
- ▶ 168 graduates in community coaching courses

- ▶ 77 graduates in advanced coaching courses
- ▶ 27,972 unique viewers of NPL coverage
- ▶ Additional \$9M committed by ACT Government to proposed Home of Football Project

It may sound obvious, but people are our greatest asset. In our football community we had a number of key changes in personnel in 2021. At the Board level, we farewelled Jodie Newel and Richard Naumovski but welcomed Georgia Briggs. In our Member cohort, two long term servants of our game, Amanda Pitkin and Pat Caggiano stepped down from their roles as South Zone and North Zone Representatives respectively. Their contribution as volunteers over several years has been immense and I thank them both for their service.

Within the operational arm of Capital Football there were also a number of staffing changes, but I'd like to acknowledge two key senior staff members in particular. Firstly, Scott O'Donnell, who stepped down after five years as Technical Director, to take up the role of National Technical Director with the Football Association of Malaysia (FAM). The new role is recognition of the calibre of Scott's knowledge and experience, and FAM's gain is our loss.

Last but not least, is Phil Brown who stepped down after more than five years as the Chief Executive Officer. I would like to acknowledge and thank Phil for the support he provided the football community, his staff, and the Board in what were very challenging circumstances. Looking back on his time at Capital Football, Phil has a lot to be proud of. We thank him and wish him all the best for the future.

On behalf of the Board, I extend a big thank you to all the team at Capital Football and to the many volunteers within our clubs and broader football community for your efforts during the year.

**Fran Sankey**  
*Chair*  
Capital Football

# 2021 ACT SUMMARY

## TOTAL PARTICIPATION

**34,703**

**3%**  
INCREASE  
ON 2020



## OUTDOOR AFFILIATED FOOTBALL

**16,169**  
PARTICIPANTS

**10%**  
INCREASE  
ON 2020

**47**  
CLUBS

## WOMEN & GIRLS PARTICIPTION **7,696**

INCLUDES OUTDOOR, REGISTERED FUTSAL AND SOCIAL

**1.5%**  
DECREASE  
ON 2020

**MINIROOS**  
**6,962**  
PARTICIPANTS



MALE 5,237  
FEMALE 1,723

GENDER UNDISCLOSED 2

**YOUTH**  
**4,846**  
PARTICIPANTS



MALE 3,343  
FEMALE 1,502

GENDER UNDISCLOSED 1

**SENIOR**  
**4,361**  
PARTICIPANTS



MALE 3,078  
FEMALE 1,281

GENDER UNDISCLOSED 2



**11,658**  
MALE  
(72% OF TOTAL)



**4,506**  
FEMALE  
(28% OF TOTAL)

GENDER UNDISCLOSED 5

## SPECIFIC DIVERSITY AND INCLUSION PROGRAM PARTICIPANTS

**300**

**4,196**

SPORTING SCHOOL  
PARTICIPANTS


**+**  
**0**

SCHOOL COMPETITION

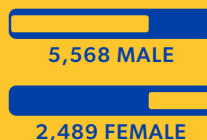
**SCHOOLS TOTAL**  
**= 4,196**  
PARTICIPANTS

## OTHER FORMATS

**FUTSAL**  
**3,351**  
PARTICIPANTS



**SOCIAL**  
**8,064**  
PARTICIPANTS



GENDER UNDISCLOSED 7

**COMMUNITY EVENT &  
PROMOTIONAL EXPERIENCE**  
**291**  
PARTICIPANTS









# PARTICIPATION

## NATIONAL PREMIER LEAGUE ANNUAL REPORT

The 2021 NPL1, NPLW and NPL 2 season was another shortened season due to the lockdown period in August to October. This year saw no Championships and no finals series however Premiers were awarded for each age grade.

The process of awarding the Premiers was done by a points per match (considering all matches played), this saw Tigers FC take out the Men's NPL 1 competition, Canberra Croatia FC taking out the Women's competition and O'Connor Knights taking out the NPL2 competition.

In 2021, this was the first year that promotion and relegation was introduced to the NPL1 Men's, NPL2 Men's, NPL1 Youth and NPL2 Youth Competition. This saw Tuggeranong United FC relegated to NPL2 Men's, O'Connor Knights being promoted to NPL1 Men's, Brindabella Blues FC relegated to NPL2 Youth and Radford College promoted to NPL1 Youth.

Capital Football would like to acknowledge the contribution of the Premier League Standing Advisory Committee throughout the 2021 season, and we look forward to working with the committee in the 2022 season.

The Australia Cup Qualifying competition was won by Tigers FC who defeated Monaro Panthers 5-2 in the Final at Deakin Stadium to qualify for the FFA Cup Round of 32 where they were beaten by APIA Leichhardt at Seiffert Oval in Queanbeyan.

Canberra Croatia completed the Women's double by securing the Federation Cup with a 4-1 win over West Canberra Wanderers in the Final.



# COMMUNITY LEAGUES



## ACTEWAGL JUNIOR LEAGUE AND MINIROOS

Capital Football would like to acknowledge and thank ActewAGL for its support in yet another season of junior football. Capital Football would also like to thank all the Clubs, including club committees, volunteers, players, and their parents for all their hard work.

The 2021 ActewAGL Junior League and MiniRoos season were again shorter than previous years due to COVID 19 and weather impacts. The season started as planned, with 228 Junior League teams across 28 competitions in the U12 – U18 age groups and 194 MiniRoos teams across 24 competitions in the U10 – U11 age groups.

The focus of the 2021 ActewAGL Junior League season was purely around participation due to the limited number of rounds played by all participants. There were premiers awarded in the U12 – U18 age groups.

Capital Football would like to extend thanks and appreciation to the Junior Standing Advisory Committee for its assistance and feedback throughout the 2021 season, and we look forward to working with the committee in the 2022 season.

## SENIOR LEAGUES

The 2021 Senior League season commenced with excitement following the disruptive year in 2020, however again the season was cut short. COVID-19 continued to impact the community and weather events resulted in washed out games and unplayable surfaces. The competition ended in August and premiers were awarded by points per match ratio (considering all matches played).

We saw a total of 220 teams in total across all Senior League competitions. 153 teams in the Men's Senior league competitions comprising of 19 competitions. 67 teams in the Women's Senior League competitions comprising of 8 competitions.

Capital Football would like to thank the Clubs, including club committees, volunteers, and players for all their efforts in another challenging year. Capital Football would also like to extend its appreciation to the Community League Standing Advisory Committee for its assistance throughout the 2021 season and look forward to working with the committee in the 2022 season.

## SUMMER FOOTBALL

Summer Football was approached the same as the 2020 summer season, that is to give clubs the option to run competitions themselves. This decision gave clubs the option to extend their seasons, while also providing them with ways to reduce financial impacts from COVID-19.

The Summer season saw a many clubs running a variety of competitions across the Summer Football Season. The clubs that ran Summer competitions were:

- ▶ ANU FC
- ▶ ANU Women's FC
- ▶ Belnorth FC
- ▶ Canberra City FC
- ▶ Monaro Panthers FC
- ▶ Queanbeyan City SC
- ▶ Tuggeranong United FC
- ▶ West Canberra Wanderers FC
- ▶ Weston Molonglo FC
- ▶ Woden Valley FC







# FUTSAL

It was another big year of Capital Football social futsal, with a total of 130 teams competing in 11 competitions in the Summer 2020/2021 competition and a further 49 teams competing in five competitions in the Winter season.

The Summer futsal season saw teams being crowned champions, whereas in the Winter futsal season it was cut short because of the COVID-19; however, premiers were awarded to the teams that finished on top, this was done by points per match ratio (considering all matches played). North Canberra and South Canberra Futsal ran junior social competitions during the 2020/2021 summer season.

The Premier League competition was also run in 2021 and into 2022, unfortunately the Women's Premier League competition did not go ahead due to low team numbers. In the Men's Premier League there were seven teams in the Competition and the final came down to Soccer FC v Wildcats, with Soccer FC coming out on top









# REFEREES REGISTRATIONS



Some key data in relation to referee registrations include:

## FOOTBALL

- ▶ Total registrations for football match officials were 643
- ▶ The number of new football match officials increased by 58% in 2021, representing 22% of all football match officials compared to 23% in 2020.
- ▶ Female match officials represent 22% of total registrations
- ▶ Game Leaders now account for 39% of total registrations
- ▶ Retention of football match officials was 65% from 2020, compared to 55% from 2019

## FUTSAL

- ▶ Total registrations for futsal match officials were 93 for the 2020/21 futsal season
- ▶ Female futsal match officials represent 13% of total registrations
- ▶ The retention rate of futsal match officials was 68% from 2019/20

## REFEREE DEVELOPMENT

Capital Football delivered 120 referee activities of courses, education, training, and development with a total attendance of 1625 people

## FOOTBALL

The most important date of the year is the Preseason Seminar where Capital Football endeavours to get all the referees together in preparation for the season ahead. The full day seminar was opened by the Chair of the Referee Standing Advisory Committee and presenting on the day were Capital Football Head of Participation, Football Australia General Manager of Refereeing and a Sports Chaplain regarding referee welfare and support offered to members.

Other sessions were scheduled twice per month and included two female-only sessions and two referee coach sessions.

The use of video conferencing for delivery meant that sessions were able to be recorded. This enabled referees who were not able to attend, to view the session later as well as give people the opportunity to go back to revisit and review the content.

Referees, like the players, need a degree of physical fitness to be able to cope with the demands of the game as well as prevent injury. Providing opportunities for referees to work on their physical fitness is important for the game as well as the longevity of the referees. Training sessions allowed referees to catch-up with each other and is important in fostering a collegial environment.

The overall Referee coverage for Football competitions was 71%.

## FUTSAL

A preseason seminar for Futsal Premier League and senior competitions was held over four sessions using video conferencing. The seminar followed the same principles as that for football in preparing referees for the season ahead and looked to provide direction for consistency.

## REFLIVE

Capital Football continued its partnership with sports technology company RefLIVE to monitor the wellbeing of match officials and track team behaviour across football and futsal competitions.

The RefLIVE smartphone app allows referees to complete a post-match analysis of their match experience, the behaviour of the teams they officiated and a self-assessment of their own performance.

RefLIVE provided Capital Football with an insight into the Referee's experience on a week-to-week basis. Importantly, RefLIVE enabled Capital Football to provide support to Referees within 48 hours who experience extreme abuse from players, team officials or spectators during a match.

A total of 579 self-assessments were completed by 95 match officials during the season.

## SUCCESS STORIES

During the Final Series of the 2020/21 W-League season, the entire W-League panel of match officials were appointed from Canberra referees. Delfina Dimoski and Georgia Ghirardello were appointed to the Semi-Final game between Sydney FC and Canberra United. Lauren Hargrave was appointed as an Assistant Referee of the W-League Grand Final between Sydney FC and Melbourne Victory.

Lauren Hargrave and Delfina Dimoski were reappointed to the A-League Women Assistant Referee panel, with Georgia Ghirardello also retaining her position on the A-League Women Referee panel for the 2021/22 season.

Owen Goldrick, Greg Taylor, and Adam Powers were reappointed to the A-League Men Assistant Referee panel for the 2021/22 season, and Richard Naumovski was also reappointed as an A-League Assistant Video Referee.

Clive Mackillop, Jennifer Hollis, and Mark Hester continue to represent Capital Football at a national level with their reappointment to the national Referee Assessor panel.

In December 2021, Owen Goldrick was reappointed to the FIFA list of Assistant Referees – Men for 2022. Lauren Hargrave was also appointed to the FIFA list of Assistant Referees – Women for the first time in 2022.

### Grand Final Honour Wall

#### Football

|                                   |                   |
|-----------------------------------|-------------------|
| 2021 Men's Federation Cup Final   | Nathan Shakespear |
| 2021 Women's Federation Cup Final | Aisha Strutt      |





# GAME DEVELOPMENT



## WALKING FOOTBALL

Walking Football is a small-sided, low-impact, modified version of football, suitable for all levels of ability and fitness, from people who are returning to sport after a break or those who've never played before. 2021 saw the return of the Canberra Foot and Ankle Clinic (CFAC) Walking Football program with two very successful seasons played in winter at Kambah Indoor Sports, and the summer season at Hawker Football Centre.

The Walking Football community were keen to get back out and play after multiple disruptions with COVID. The summer season unfortunately suffered a delayed start with the COVID lockdown in August, eventually starting in November.

Participation was great in 2021 with eight teams in winter, and eighteen teams in summer, a total of 188 participants, of which 120 were male and 68 female.

Walking Football has plenty of growth opportunities in the future, and Capital Football are excited to see what the program will look like in the next twelve months and beyond.

## FOOTBALL CONNECT – CANBERRA UNITED ALL ABILITY ACADEMY

The Canberra United All Ability Academy is the first dedicated football academy for people with a disability in the ACT. The Academy is the first all ability academy aligned with either an A-League or A-League club and is open to all footballers with cerebral palsy, acquired brain injury or symptoms acquired from a stroke. The players train twice a week out at Hawker Football Centre and play internal games against the Canberra United Academy U15.

## CANBERRA UNITED POWERCHAIR FOOTBALL TEAM

Powerchair Football in the ACT went from strength to strength in 2021, being nominated for the Minister for Sport and Recreation Award for Inclusion at the 2021 Canberra Sport Awards.

With support from Gungahlin United FC (GUFC) and Woden Valley SC (WVSC), the inaugural season of the Powerchair Football League saw two teams Gungahlin United FC and Woden Valley SC competing for a trophy.

GUFC and WVSC organised playing gear for their teams and even had their Premier League players come out and support the competition by cheering the teams on and having a go themselves. Each team had four players each, playing weekly at the Indoor Hockey Centre at Lyneham. The competition spanned over 8 weeks with some tight results. Woden Valley won in the final match of the season taking the silverware. Capital Football wants to thank both GUFC and WVSC for their continued support of the program.

Exciting times ahead with plans to send the first Canberra United Powerchair team away to the Australian Powerchair Football Association Club Championships in 2022. Capital Football also thanks Rotary and Capital Region Muscular Dystrophy for their continued support of the program.

## ALL ABILITY LEAGUE

2021 saw the All-Ability League players focus on increasing their skillset, under coaches Adam Harty and Ethan Sonter. Players of all abilities trained together in a shortened program due to the COVID-19 lockdown at the back end of 2021, allowing 25 players to join in skills sessions every Saturday morning at Hawker Football Centre.



# **SKILL ACQUISITION PROGRAM**

In 2021 the Skills acquisition program (SAP) was decentralised for a model SAP pilot scheme which was delivered for all age groups.

The pilot model sessions were delivered at GUFC, Majura FC and Belnorth/Belsouth and Belwest by Phil Booth, Ali Efe and Scott O'Donell.

The format was based on multiple groups sharing a field with the players rotating through fun skills and game based coached sessions. Over 225 participants took part in the newly created Program in 2021.



# TECHNICAL

## TALENT SUPPORT PROGRAM (TSP BOYS)

Carrying on from the success of the 2020 Talent Support Program (TSP) continued in 2021. This allowed players to attend supplementary training in addition to their club training and matches throughout the year, training on average an extra two sessions per week for the 2021 training calendar. The TSP consisted of three groups across the following three age groups: U13, U14, and U15 remaining in line with the principles of the game training development phase and FA talent identification guidelines.

Our TSP Coaches maintained contact with all players during the lockdown through:

- Monday-Wednesday challenges
- Individual Development Plan online meeting with players
- ▶ TSP worked with a total of over 65 players this year.
- ▶ The U13's played five practice games against NPL Youth teams.
- ▶ U14's played eight practice games against NPL Youth teams also represented ACT in the Football NSW Elite Games in April 2021.
- ▶ U14's played two practice games against the A League Women's team Canberra United and helped for their pre-season.
- ▶ U15's played eight practice games against NPL Youth teams also represented ACT in the Football NSW Elite Games in April 2021.
- ▶ U15's played two practice games against the A League Women's team Canberra United and helped for their pre-season.

The coaches for the 2021 squads were:

- ▶ **U13:** Phil Booth
- ▶ **U14:** Ali Efe
- ▶ **U15:** Scott O'Donell

Talent Support Program for Boys couldn't exist without the commitment of the players, parents, and coaching staff week in week out. Capital Football would like to thank everyone involved for their part in making the 2021 season a success and for their assistance in bringing in a new initiative with the Talent Support Program.





# CANBERRA UNITED ACADEMY



**The Canberra United Academy season was again disrupted due to COVID-19 and the lockdown that took place over Canberra starting in August. Head Coach of Canberra United and Canberra United Academy Vicki Linton was again at the helm for our Women's National Premier League season, continuing her position as the First Grade coach as well as being a mentor to the other Academy coaches.**

Like we do before the start of every season, we held an 'Information Night', to explain to our players and parents the expectations for the season ahead and to be able to answer any questions they had. This information night was held at the Rex Hotel in their conference rooms. All training sessions for CUA were held at Hawker Football Centre on Tuesdays, Thursdays, and Fridays. This made things easy in terms of the movement of players between squads.

The Canberra United Academy players were made aware at the start of the season that players will be selected in the respective teams based on their performances throughout the season in training sessions and in games. There were regular meetings between coaches to decide on the make-up of the squads each week.

Our academy also saw the opportunity for our players to be picked in their age representative sides. Jaya Bowman was called into Rae Dower's Junior Matildas training camp in March 2021 and Sasha Grove was named in Leah Blayney's Young Matildas training camp in June 2021.

## PERFORMANCE PROGRAMS MANAGER

The Performance Programs Manager and their team worked closely with Canberra United Academy (CUA) especially the Senior squad. The team worked with the Senior squad to obtain regular GPS and game day reports for both coaches and players via using the Catapult GPS Devices. This was beneficial in both educating players in how to benchmark their performances using the data collected as well as providing national team coaches with data to compare players in the CUA program to others from around the country.

Nathan Bizjak, the Canberra United Academy Physiotherapist conducted an injury clinic every Tuesday, to diagnose and treat our injured players. Nathan worked with his team to assess and rehabilitate our injured players and create a plan to get them back on field. Physiotherapists or Sports Trainers were present at all training sessions and games throughout the season.

## COMMUNICATION VIA SLACK

Communication through Slack allowed a platform for information to be shared instantly. This facility also allowed an opportunity for different groups to be added.

The coaches for the 2021 CUA squads were:

- ▶ **U13:** Pat Mills
- ▶ **U15:** Troy Boots
- ▶ **U17:** Sarah West
- ▶ **Reserves:** Eddie Senatore
- ▶ **Firsts:** Vicki Linton



# CLUB COACH COORDINATOR



**The Club Coach Coordinator role is about visiting clubs to assist with developing their club coaching structures, periodised training plans and to deliver model sessions. The Club Coach Coordinator is also available to observe training sessions and match day management by coaches in the National Premier League Youth and Women's competition providing them with tangible feedback to assist in their development.**

Responsibilities of the Club Coach Coordinator include:

- ▶ Supporting the National Premier League Youth and Women's competition Coaches.
- ▶ Monitoring and mentoring club coaches and providing support based on their needs/wants.
- ▶ Assisting coaches to develop and review their coaching and reflecting on their behaviours.
- ▶ Ensuring the coaches have access to appropriate learning opportunities and resources including websites, courses, and workshops.
- ▶ Creating a positive, safe, and non-threatening environment in which players and coaches feel that they can try new things, make mistakes, and learn.

The Club Coach Coordinator:

- ▶ Made 24 visits to National Premier League Youth teams in 2021 and eight visits to National Premier League Women's Youth teams in 2021. These visits mostly focused on running model sessions or assisting the club coaches. We then observed their games on the following weekend and gave feedback to the coaches.
- ▶ Continued the Female Coaches Mentoring Program with four female coaches in 2021.

# COACH EDUCATION



Community Coaching Courses were conducted face-to-face again. The option to use online learning modules was also used to deliver to more than 220 coaches throughout the year.

## COMMUNITY COACHING COURSES

A total of 15 community courses were delivered throughout 2021 via online learning and face-to-face contact in the ACT region, ranging from the MiniRoos Certificate up to the Skill Training Certificate. The Community Coaching portfolio courses are based around helping new coaches attain education and experience as they begin their coaching journey.

The MiniRoos Certificate is for coaches who are working with players between the ages of 5 and 9 in the Discovery Phase of the National Coaching Curriculum. This area of the curriculum focuses on developing the coach's skills to enable them to create a fun football environment for MiniRoos aged players.

The Skills Training Certificate (STC) is aimed at coaches who work with the 9-13 age bracket, who are in the Skills Training Phase of the Curriculum. The focus of a coach in this phase is on the development and delivery of the four core skills: passing/ striking the ball, first touch, running with the ball and 'one vs one' situations. Several clubs hosted STC coaching courses, and a total 71 coaches received their STC qualification as a result.

Capital Football Performance Department would like to thank all Clubs for hosting sessions and club educators for their hard work and taking the time to deliver these beneficial courses.

### 2021 Courses Delivered and Coaches Accredited

| Course Title                 | No. of Courses | Participants |
|------------------------------|----------------|--------------|
| MiniRoos Certificate         | 4              | 64           |
| Skills Training              | 6              | 71           |
| Game Training Certificate    | 2              | 15           |
| Senior Coaching Certificate  | 0              | 0            |
| Community Goalkeeping Course | 1              | 10           |
| Futsal Certificate           | 1              | 5            |
| Futsal License               | 1              | 3            |
| <b>Total</b>                 | <b>15</b>      | <b>168</b>   |

## ADVANCED COACH EDUCATION

2021 saw the introduction of the revamped Advanced coaching courses with Capital Football leading the way in coach development and education by being the first Member Federation to deliver not only the New C-Licence but also the New B-Licence.

The new delivery method of the coaching courses via zoom and face-to-face components, made the courses more accessible for our coaches, asking only 2 hours per week to attend sessions over a prolonged learning period. The continued minimum coaching accreditation saw a steady demand and need for advanced courses in the region.

Having more qualified coaches will help clubs ensure their coaching staff are suitably qualified and accredited to oversee teams in 2022 and beyond. 77 coaches attended Advanced Coaching courses in 2021.

### 2021 Regional Advanced Courses

| Course Title       | No. of Courses | Participants |
|--------------------|----------------|--------------|
| FA/AFC 'C' License | 2              | 61           |
| FA/AFC 'B' License | 1              | 16           |
| <b>Total</b>       | <b>3</b>       | <b>77</b>    |

In addition to the Advanced courses, the Capital Football Performance Department conducted multiple online coach education workshops in conjunction with the newly introduced FCA X venture College.

Each workshop was worth a minimum of 10 points towards the Advanced coach's re-accreditation.









# CANBERRA UNITED



**The 2020/21 season saw Canberra United compete in Season 13 of the Westfield W-League and in the Foxtel Y-League for the fourth time until the Foxtel Y-League was cancelled due to the impacts of COVID-19.**

Season 13 of the Liberty A-League saw Vicki Linton come in as the new Head Coach for Canberra United. It saw internationals Kendall Fletcher (USA) and Paige Satchell (NZ) sign for Canberra United.

There was a good mix of players with CUA products Hayley Taylor-Young, Laura Hughes, and new signing Sasha Grove, joined by some experienced players such as Lauren Keir, Grace Maher, and Nickoletta Flannery, and Michelle Heyman who came back out of retirement.

Canberra United also found a new home ground at Viking Park which allowed for more green memberships to be sold, as well as bigger crowds.

Canberra United also saw a historical moment not just for the club but also for the league becoming the first club to have an all-female coaching staff. This staff included Emily Husband and Sarah West (Assistant Coaches), Chantel Jones (Goalkeeping Coach) and Sarah Kelly (Physiotherapist and Strength & Conditioning Coach).

Canberra United kicked off the 2020/21 season in style, with a late win at our new home against Adelaide United, where Michelle Heyman bagged a hattrick. In Round 2, CUA prodigy Sasha Grove made her debut in the 2-1 win against Melbourne City and in Round 4, Emma Ilijoski made her dream debut for Canberra United where she played the full 90 minutes in the 1-1 draw against Perth Glory.

Michelle Heyman became the all-time highest goal scorer in the W-League in Round 9 against Brisbane where she beat Sam Kerr to take the top spot. Throughout the whole season Canberra United continued its unbeaten record at home. At the end of the season, Canberra United took 4th place, which got them

a spot in the semi-finals against Sydney FC, where they fell 3-0. Overall, Canberra United recorded a great season with six wins, four draws, and three losses.

Across the season a number of our players were called up to the Women's National Talent Identification Camp held in Canberra. Throughout the time there were two camps with a selection of different players. The November camp saw Canberra United players which included Grace Maher, Emma Ilijoski, Sally James, and Laura Hughes. The May camp saw Nicki Flannery, Laura Hughes, Sally James, and Jessika Nash.

The Julie Dolan Awards saw Canberra United with three nominations which were Vicki Linton as Coach of the Year, Michelle Heyman as Player of the Year, and Jessika Nash as Young Player of the Year. Michelle Heyman won the Julie Dolan Player of the Year Award.

## WESTFIELD W-LEAGUE 2020/21 AWARD WINNERS

- ▶ **Player of the Year:** Kendall Fletcher
- ▶ **Club Lime Players' Player of the Year:** Kendall Fletcher
- ▶ **University of Canberra Rising Star:** Jessika Nash
- ▶ **Supporters' Player of the Year:** Michelle Heyman
- ▶ **Volunteer of the Year:** Lisa Garner



# LEAGUE TABLES



## NPL1 1ST

| POS | TEAM                       | P  | W  | D | L  | F  | A  | GD  | PTS | PPG      |
|-----|----------------------------|----|----|---|----|----|----|-----|-----|----------|
| 1   | Tigers FC                  | 16 | 11 | 3 | 2  | 36 | 17 | 19  | 36  | 2.25     |
| 2   | Canberra Croatia FC        | 17 | 11 | 0 | 6  | 37 | 22 | 15  | 33  | 1.941176 |
| 3   | Gungahlin United FC        | 16 | 7  | 5 | 4  | 33 | 22 | 11  | 26  | 1.625    |
| 4   | Monaro Panthers FC         | 17 | 7  | 4 | 6  | 28 | 28 | 0   | 25  | 1.470588 |
| 5   | Belconnen United FC        | 17 | 6  | 5 | 6  | 21 | 24 | -3  | 23  | 1.352941 |
| 6   | West Canberra Wanderers FC | 17 | 6  | 1 | 10 | 20 | 35 | -15 | 19  | 1.117647 |
| 7   | Canberra Olympic FC        | 17 | 5  | 3 | 9  | 29 | 37 | -8  | 18  | 1.058824 |
| 8   | Tuggeranong United FC      | 17 | 0  | 7 | 10 | 15 | 31 | -16 | 7   | 0.411765 |

## NPL1 U23

| POS | TEAM                       | P  | W  | D | L  | F  | A  | GD  | PTS | PPG         |
|-----|----------------------------|----|----|---|----|----|----|-----|-----|-------------|
| 1   | Monaro Panthers FC         | 16 | 13 | 2 | 1  | 48 | 13 | 35  | 41  | 2.5625      |
| 2   | Belconnen United FC        | 17 | 11 | 2 | 4  | 63 | 24 | 39  | 35  | 2.058823529 |
| 3   | Canberra Croatia FC        | 17 | 10 | 3 | 4  | 38 | 18 | 20  | 33  | 1.941176471 |
| 4   | Tuggeranong United FC      | 15 | 8  | 1 | 6  | 38 | 30 | 8   | 25  | 1.666666667 |
| 5   | West Canberra Wanderers FC | 17 | 5  | 2 | 10 | 29 | 33 | -4  | 17  | 1           |
| 6   | Gungahlin United FC        | 16 | 4  | 5 | 7  | 27 | 36 | -9  | 17  | 1.0625      |
| 7   | Canberra Olympic FC        | 16 | 3  | 5 | 8  | 34 | 39 | -5  | 14  | 0.875       |
| 8   | Tigers FC                  | 14 | 0  | 0 | 14 | 3  | 81 | -78 | 0   | 0           |

## NPL 2 1ST GRADE

| POS | TEAM                     | P  | W  | D | L  | F  | A  | GD  | PTS | PPG         |
|-----|--------------------------|----|----|---|----|----|----|-----|-----|-------------|
| 1   | O'Connor Knights SC      | 16 | 13 | 2 | 1  | 41 | 8  | 33  | 41  | 2.5625      |
| 2   | ANU FC                   | 16 | 12 | 3 | 1  | 44 | 16 | 28  | 39  | 2.4375      |
| 3   | Canberra White Eagles FC | 16 | 8  | 2 | 6  | 36 | 30 | 6   | 26  | 1.625       |
| 4   | Yoogali SC               | 17 | 7  | 2 | 8  | 35 | 33 | 2   | 23  | 1.352941176 |
| 5   | Wagga City Wanderers FC  | 17 | 4  | 0 | 13 | 23 | 67 | -44 | 12  | 0.705882353 |
| 6   | Queanbeyan City FC       | 16 | 11 | 1 | 4  | 49 | 20 | 29  | 10  | 0.625       |
| 7   | Weston Molonglo FC       | 17 | 3  | 1 | 13 | 26 | 52 | -26 | 10  | 0.588235294 |
| 8   | Brindabella Blues FC     | 17 | 2  | 1 | 14 | 24 | 49 | -25 | 7   | 0.411764706 |

## NPL2 U23'S

| POS | TEAM                     | P  | W  | D | L  | F  | A  | GD  | PTS | PPG         |
|-----|--------------------------|----|----|---|----|----|----|-----|-----|-------------|
| 1   | ANU FC                   | 16 | 13 | 3 | 0  | 55 | 19 | 36  | 42  | 2.625       |
| 2   | Brindabella Blues FC     | 17 | 11 | 1 | 5  | 38 | 24 | 14  | 34  | 2           |
| 3   | Weston Molonglo FC       | 17 | 8  | 4 | 5  | 35 | 24 | 11  | 28  | 1.647058824 |
| 4   | O'Connor Knights SC      | 16 | 7  | 0 | 9  | 46 | 50 | -4  | 21  | 1.3125      |
| 5   | Queanbeyan City FC       | 17 | 6  | 3 | 8  | 30 | 35 | -5  | 21  | 1.235294118 |
| 6   | Yoogali SC               | 17 | 5  | 4 | 8  | 26 | 36 | -10 | 19  | 1.117647059 |
| 7   | Canberra White Eagles FC | 17 | 5  | 2 | 10 | 32 | 50 | -18 | 17  | 1           |
| 8   | Wagga City Wanderers FC  | 17 | 2  | 3 | 12 | 22 | 46 | -24 | 9   | 0.529411765 |

## U13 YOUTH

| POS | TEAM                       | P  | W  | D | L  | F  | A   | GD   | PTS | PPG         |
|-----|----------------------------|----|----|---|----|----|-----|------|-----|-------------|
| 1   | Canberra Olympic FC        | 17 | 13 | 2 | 2  | 74 | 26  | 48   | 41  | 2.411764706 |
| 2   | Griffith FC                | 18 | 14 | 1 | 3  | 60 | 26  | 34   | 43  | 2.388888889 |
| 3   | West Canberra Wanderers FC | 17 | 13 | 0 | 4  | 63 | 23  | 40   | 39  | 2.294117647 |
| 4   | Gungahlin United FC        | 18 | 9  | 3 | 6  | 66 | 36  | 30   | 30  | 1.666666667 |
| 5   | Belconnen United FC        | 18 | 10 | 0 | 8  | 53 | 44  | 9    | 30  | 1.666666667 |
| 6   | Wagga City Wanderers FC    | 17 | 4  | 1 | 12 | 47 | 61  | -14  | 13  | 0.764705882 |
| 7   | Canberra Croatia FC        | 18 | 3  | 1 | 14 | 37 | 72  | -35  | 10  | 0.555555556 |
| 8   | Brindabella Blues FC       | 17 | 0  | 0 | 17 | 8  | 117 | -109 | 0   | 0           |

## N14 YOUTH

| POS | TEAM                       | P  | W  | D | L  | F  | A  | GD  | PTS | PPG         |
|-----|----------------------------|----|----|---|----|----|----|-----|-----|-------------|
| 1   | Gungahlin United FC        | 18 | 16 | 1 | 1  | 49 | 13 | 36  | 49  | 2.722222222 |
| 2   | Canberra Croatia FC        | 18 | 13 | 0 | 5  | 53 | 30 | 23  | 39  | 2.166666667 |
| 3   | Canberra Olympic FC        | 18 | 10 | 3 | 5  | 41 | 24 | 17  | 33  | 1.833333333 |
| 4   | Griffith FC                | 18 | 5  | 5 | 8  | 35 | 35 | 0   | 20  | 1.111111111 |
| 5   | Brindabella Blues FC       | 17 | 3  | 6 | 8  | 17 | 31 | -14 | 15  | 0.882352941 |
| 6   | Belconnen United FC        | 17 | 4  | 3 | 10 | 18 | 33 | -15 | 15  | 0.882352941 |
| 7   | Wagga City Wanderers FC    | 17 | 4  | 3 | 10 | 26 | 59 | -33 | 15  | 0.882352941 |
| 8   | West Canberra Wanderers FC | 17 | 3  | 3 | 11 | 20 | 34 | -14 | 12  | 0.705882353 |

## U16 YOUTH

| POS | TEAM                       | P  | W  | D | L  | F  | A  | GD  | PTS | PPG         |
|-----|----------------------------|----|----|---|----|----|----|-----|-----|-------------|
| 1   | Gungahlin United FC        | 18 | 11 | 2 | 5  | 40 | 25 | 15  | 35  | 1.944444444 |
| 2   | Canberra Croatia FC        | 18 | 11 | 1 | 6  | 52 | 24 | 28  | 34  | 1.888888889 |
| 3   | Wagga City Wanderers FC    | 17 | 10 | 2 | 5  | 34 | 24 | 10  | 32  | 1.882352941 |
| 4   | Canberra Olympic FC        | 18 | 10 | 3 | 5  | 41 | 32 | 9   | 33  | 1.833333333 |
| 5   | Brindabella Blues FC       | 17 | 5  | 4 | 8  | 25 | 34 | -9  | 19  | 1.117647059 |
| 6   | West Canberra Wanderers FC | 17 | 5  | 4 | 8  | 29 | 44 | -15 | 19  | 1.117647059 |
| 7   | Belconnen United FC        | 17 | 3  | 4 | 10 | 29 | 38 | -9  | 13  | 0.764705882 |
| 8   | Griffith FC                | 18 | 2  | 6 | 10 | 30 | 59 | -29 | 12  | 0.666666667 |

## U18 YOUTH

| POS | TEAM                       | P  | W  | D | L  | F  | A  | GD  | PTS | PPG         |
|-----|----------------------------|----|----|---|----|----|----|-----|-----|-------------|
| 1   | Belconnen United FC        | 18 | 13 | 2 | 3  | 48 | 17 | 31  | 41  | 2.277777778 |
| 2   | Canberra Croatia FC        | 18 | 12 | 3 | 3  | 59 | 23 | 36  | 39  | 2.166666667 |
| 3   | Brindabella Blues FC       | 17 | 10 | 2 | 5  | 41 | 30 | 11  | 32  | 1.882352941 |
| 4   | Gungahlin United FC        | 18 | 8  | 6 | 4  | 49 | 24 | 25  | 30  | 1.666666667 |
| 5   | Wagga City Wanderers FC    | 17 | 8  | 2 | 7  | 37 | 32 | 5   | 26  | 1.529411765 |
| 6   | Griffith FC                | 18 | 5  | 4 | 9  | 26 | 42 | -16 | 19  | 1.055555556 |
| 7   | Canberra Olympic FC        | 18 | 2  | 5 | 11 | 26 | 54 | -28 | 11  | 0.611111111 |
| 8   | West Canberra Wanderers FC | 18 | 1  | 0 | 17 | 16 | 80 | -64 | 3   | 0.166666667 |

## NPL WOMENS 1ST GRADE

| POS | TEAM                       | P  | W  | D | L  | F  | A  | GD  | PTS | PPG         |
|-----|----------------------------|----|----|---|----|----|----|-----|-----|-------------|
| 1   | Canberra Croatia FC        | 17 | 15 | 1 | 1  | 77 | 14 | 63  | 46  | 2.705882353 |
| 2   | Belconnen United FC        | 17 | 14 | 1 | 2  | 76 | 14 | 62  | 43  | 2.529411765 |
| 3   | Gungahlin United FC        | 17 | 9  | 0 | 8  | 51 | 28 | 23  | 27  | 1.588235294 |
| 4   | Canberra United Academy    | 17 | 8  | 3 | 6  | 38 | 36 | 2   | 27  | 1.588235294 |
| 5   | Canberra Olympic FC        | 17 | 8  | 1 | 8  | 43 | 42 | 1   | 25  | 1.470588235 |
| 6   | West Canberra Wanderers FC | 17 | 7  | 1 | 9  | 24 | 30 | -6  | 22  | 1.294117647 |
| 7   | Wagga City Wanderers FC    | 17 | 2  | 0 | 15 | 12 | 83 | -71 | 6   | 0.352941176 |
| 8   | Tuggeranong United FC      | 17 | 1  | 1 | 15 | 8  | 82 | -74 | 4   | 0.235294118 |

## NPL WOMENS RESERVE GRADE

| POS | TEAM                       | P  | W  | D | L  | F  | A  | GD  | PTS | PPG         |
|-----|----------------------------|----|----|---|----|----|----|-----|-----|-------------|
| 1   | Belconnen United FC        | 16 | 12 | 3 | 1  | 61 | 8  | 53  | 39  | 2.4375      |
| 2   | Canberra United Academy    | 16 | 11 | 4 | 1  | 63 | 9  | 54  | 37  | 2.3125      |
| 3   | West Canberra Wanderers FC | 17 | 10 | 4 | 3  | 30 | 15 | 15  | 34  | 2           |
| 4   | Canberra Olympic FC        | 17 | 9  | 0 | 8  | 27 | 29 | -2  | 27  | 1.588235294 |
| 5   | Canberra Croatia FC        | 15 | 6  | 2 | 7  | 27 | 39 | -12 | 20  | 1.333333333 |
| 6   | Gungahlin United FC        | 16 | 5  | 2 | 9  | 24 | 36 | -12 | 17  | 1.0625      |
| 7   | Wagga City Wanderers FC    | 17 | 1  | 5 | 11 | 10 | 47 | -37 | 8   | 0.470588235 |
| 8   | Tuggeranong United FC      | 16 | 0  | 2 | 14 | 10 | 66 | -56 | 2   | 0.125       |

## NPL U13 WOMENS

| POS | TEAM                       | P  | W  | D | L  | F  | A   | GD   | PTS | PPG         |
|-----|----------------------------|----|----|---|----|----|-----|------|-----|-------------|
| 1   | Canberra Olympic FC        | 17 | 16 | 0 | 1  | 82 | 14  | 68   | 48  | 2.823529412 |
| 2   | Belconnen United FC        | 17 | 13 | 0 | 4  | 80 | 10  | 70   | 39  | 2.294117647 |
| 3   | Gungahlin United FC        | 17 | 12 | 1 | 4  | 93 | 26  | 67   | 37  | 2.176470588 |
| 4   | West Canberra Wanderers FC | 15 | 9  | 1 | 5  | 53 | 27  | 26   | 28  | 1.866666667 |
| 5   | Wagga City Wanderers FC    | 16 | 6  | 1 | 9  | 25 | 39  | -14  | 19  | 1.1875      |
| 6   | Canberra Croatia FC        | 16 | 5  | 1 | 10 | 20 | 56  | -36  | 16  | 1           |
| 7   | Canberra United Academy    | 15 | 2  | 0 | 13 | 13 | 63  | -50  | 6   | 0.4         |
| 8   | Tuggeranong United FC      | 17 | 0  | 0 | 17 | 8  | 139 | -131 | 0   | 0           |



## U15 WOMENS

| POS | TEAM                       | P  | W  | D | L  | F  | A  | GD  | PTS | PPG         |
|-----|----------------------------|----|----|---|----|----|----|-----|-----|-------------|
| 1   | Wagga City Wanderers FC    | 16 | 14 | 0 | 2  | 77 | 12 | 65  | 42  | 2.625       |
| 2   | Canberra Olympic FC        | 17 | 13 | 2 | 2  | 62 | 12 | 50  | 41  | 2.411764706 |
| 3   | West Canberra Wanderers FC | 16 | 11 | 1 | 4  | 40 | 11 | 29  | 34  | 2.125       |
| 4   | Belconnen United FC        | 17 | 11 | 1 | 5  | 43 | 18 | 25  | 34  | 2           |
| 5   | Canberra Croatia FC        | 17 | 9  | 0 | 8  | 36 | 31 | 5   | 27  | 1.588235294 |
| 6   | Canberra United Academy    | 17 | 3  | 0 | 14 | 11 | 64 | -53 | 9   | 0.529411765 |
| 7   | Tuggeranong United FC      | 17 | 2  | 1 | 14 | 5  | 74 | -69 | 7   | 0.411764706 |
| 8   | Gungahlin United FC        | 17 | 1  | 1 | 15 | 15 | 67 | -52 | 4   | 0.235294118 |

## U17 WOMENS

| POS | TEAM                       | P  | W  | D | L  | F  | A  | GD  | PTS | PPG         |
|-----|----------------------------|----|----|---|----|----|----|-----|-----|-------------|
| 1   | Belconnen United FC        | 17 | 14 | 3 | 0  | 77 | 23 | 54  | 45  | 2.647058824 |
| 2   | Canberra United Academy    | 17 | 11 | 1 | 5  | 59 | 46 | 13  | 34  | 2           |
| 3   | West Canberra Wanderers FC | 16 | 9  | 2 | 5  | 50 | 33 | 17  | 29  | 1.8125      |
| 4   | Tuggeranong United FC      | 17 | 9  | 2 | 6  | 26 | 26 | 0   | 29  | 1.705882353 |
| 5   | Wagga City Wanderers FC    | 16 | 7  | 2 | 7  | 41 | 38 | 3   | 23  | 1.4375      |
| 6   | Gungahlin United FC        | 16 | 5  | 2 | 9  | 22 | 28 | -6  | 17  | 1.0625      |
| 7   | Canberra Croatia FC        | 16 | 3  | 2 | 11 | 24 | 47 | -23 | 11  | 0.6875      |
| 8   | Canberra Olympic FC        | 17 | 0  | 2 | 15 | 20 | 78 | -58 | 2   | 0.117647059 |

## GIRLS U10 AQUA - MINIROOS

| POS | TEAM                          | P | W | D | L | F  | A  | GD  | PTS | PPG         |
|-----|-------------------------------|---|---|---|---|----|----|-----|-----|-------------|
| 1   | Woden Valley SC United_44     | 6 | 6 | 0 | 0 | 22 | 3  | 19  | 18  | 3           |
| 2   | Canberra Olympic FC AKIDemy_2 | 7 | 6 | 0 | 1 | 30 | 6  | 24  | 18  | 2.571428571 |
| 3   | Belsouth FC Wildcats_33       | 6 | 3 | 0 | 3 | 9  | 7  | 2   | 9   | 1.5         |
| 4   | Woden Valley SC Hammers_45    | 6 | 2 | 1 | 3 | 10 | 13 | -3  | 7   | 1.166666667 |
| 6   | Belwest Foxes SC Dreamers_11  | 6 | 2 | 1 | 3 | 12 | 26 | -14 | 7   | 1.166666667 |
| 5   | Belnorth FC_29                | 7 | 2 | 1 | 4 | 10 | 20 | -10 | 7   | 1           |
| 7   | Tuggeranong United FC_14      | 8 | 0 | 1 | 7 | 10 | 28 | -18 | 1   | 0.125       |

## GIRLS U10 GREEN - MINIROOS

| POS | TEAM                        | P | W | D | L | F  | A  | GD  | PTS | PPG         |
|-----|-----------------------------|---|---|---|---|----|----|-----|-----|-------------|
| 1   | Belnorth FC_43              | 0 | 0 | 0 | 0 | 0  | 0  | 0   | 0   | #DIV/0! *   |
| 2   | Majura FC Thunder_50        | 6 | 4 | 1 | 1 | 11 | 5  | 6   | 13  | 2.166666667 |
| 3   | Majura FC Storm_51          | 7 | 3 | 3 | 1 | 18 | 13 | 5   | 12  | 1.714285714 |
| 4   | CGGS White_14               | 7 | 4 | 0 | 3 | 19 | 28 | -9  | 12  | 1.714285714 |
| 5   | Belnorth FC Falcons_43      | 7 | 3 | 2 | 2 | 35 | 12 | 23  | 11  | 1.571428571 |
| 6   | Woden Valley SC Gazelles_47 | 6 | 3 | 0 | 3 | 19 | 16 | 3   | 9   | 1.5         |
| 7   | Tuggeranong United FC_15    | 7 | 0 | 0 | 7 | 8  | 36 | -28 | 0   | 0           |

## GIRLS U10 YELLOW - MINIROOS

| POS | TEAM                            | P | W | D | L | F  | A  | GD  | PTS | PPG         |
|-----|---------------------------------|---|---|---|---|----|----|-----|-----|-------------|
| 1   | Brindabella Blues FC_36         | 6 | 5 | 1 | 0 | 28 | 4  | 24  | 16  | 2.666666667 |
| 2   | Majura FC Lightning_49          | 5 | 2 | 3 | 0 | 6  | 3  | 3   | 9   | 1.8         |
| 3   | Gungahlin United FC Strikers_17 | 7 | 4 | 0 | 3 | 15 | 10 | 5   | 12  | 1.714285714 |
| 4   | Belnorth FC_30                  | 8 | 3 | 4 | 1 | 12 | 6  | 6   | 13  | 1.625       |
| 5   | Woden Valley SC Spurs_46        | 6 | 2 | 1 | 3 | 7  | 13 | -6  | 7   | 1.166666667 |
| 6   | Belsouth FC Panthers_34         | 8 | 3 | 0 | 5 | 13 | 13 | 0   | 9   | 1.125       |
| 7   | Weston Molonglo FC_21           | 7 | 1 | 3 | 3 | 8  | 11 | -3  | 6   | 0.857142857 |
| 8   | Radford College_1               | 7 | 1 | 0 | 6 | 3  | 32 | -29 | 3   | 0.428571429 |

## GIRLS U11 AQUA - MINIROOS

| POS | TEAM                                     | P | W | D | L | F  | A  | GD  | PTS | PPG         |
|-----|--|---|---|---|---|----|----|-----|-----|-------------|
| 1   | Canberra Olympic FC AKIDemy_1            | 7 | 7 | 0 | 0 | 37 | 3  | 34  | 21  | 3           |
| 2   | Gungahlin United FC Pathways_50          | 6 | 5 | 0 | 1 | 23 | 6  | 17  | 15  | 2.5         |
| 3   | Belsouth FC Galaxy_30                    | 5 | 3 | 0 | 2 | 10 | 8  | 2   | 9   | 1.8         |
| 4   | Majura FC Courage_38                     | 6 | 3 | 1 | 2 | 11 | 12 | -1  | 10  | 1.666666667 |
| 5   | Woden Valley SC Nebulas_48               | 6 | 1 | 0 | 5 | 3  | 18 | -15 | 3   | 0.5         |
| 6   | Gungahlin United FC Phoenix_16           | 6 | 1 | 1 | 4 | 4  | 24 | -20 | 3   | 0.5         |
| 7   | Weston Molonglo FC_22                    | 3 | 0 | 0 | 3 | 3  | 9  | -6  | 0   | 0           |
| 8   | Palerang United FC Bungendore Boomers_15 | 3 | 0 | 0 | 3 | 2  | 13 | -11 | 0   | 0 *         |

## GIRLS U11 YELLOW - MINIROOS

| POS | TEAM                                  | P  | W | D | L  | F  | A  | GD  | PTS | PPG         |
|-----|---------------------------------------|----|---|---|----|----|----|-----|-----|-------------|
| 1   | Woden Valley SC Asteroid_49           | 4  | 4 | 0 | 0  | 30 | 6  | 24  | 12  | 3           |
| 2   | Belnorth FC_37                        | 8  | 5 | 0 | 3  | 32 | 19 | 13  | 15  | 1.875       |
| 3   | Weston Molonglo FC_24                 | 6  | 3 | 2 | 1  | 12 | 5  | 7   | 11  | 1.833333333 |
| 4   | Canberra Girls Grammar School Blue_11 | 8  | 3 | 3 | 2  | 20 | 21 | -1  | 12  | 1.5         |
| 5   | Belsouth FC Shooting Stars_31         | 6  | 0 | 2 | 4  | 5  | 26 | -21 | 2   | 0.333333333 |
| 6   | Woden Valley SC Bluebells_50          | 6  | 0 | 1 | 5  | 7  | 29 | -22 | 1   | 0.166666667 |
| 7   | Belconnen United FC                   | 17 | 3 | 4 | 10 | 29 | 38 | -9  | 13  | 0.764705882 |
| 8   | Griffith FC                           | 18 | 2 | 6 | 10 | 30 | 59 | -29 | 12  | 0.666666667 |

## GIRLS U11 GREEN - MINIROOS

| POS | TEAM                                     | P | W | D | L | F  | A  | GD  | PTS | PPG  |
|-----|--|---|---|---|---|----|----|-----|-----|------|
| 1   | Palerang United FC Bungendore Boomers_15 | 4 | 4 | 0 | 0 | 25 | 1  | 24  | 12  | 3    |
| 2   | Queanbeyan City FC_101                   | 6 | 5 | 0 | 1 | 35 | 23 | 12  | 15  | 2.5  |
| 3   | Capital Country JFC Spinebills_3         | 8 | 4 | 2 | 2 | 26 | 15 | 11  | 14  | 1.75 |
| 4   | Majura FC Thorns_39                      | 4 | 1 | 3 | 0 | 8  | 4  | 4   | 6   | 1.5  |
| 5   | Tuggeranong United FC_21                 | 6 | 2 | 0 | 4 | 12 | 25 | -13 | 6   | 1 ** |
| 6   | Weston Molonglo FC_23                    | 4 | 1 | 0 | 3 | 13 | 17 | -4  | 3   | 0.75 |
| 7   | Belsouth FC Comets_32                    | 6 | 1 | 0 | 5 | 9  | 27 | -18 | 3   | 0.5  |
| 8   | Majura FC Reign_52                       | 4 | 0 | 1 | 3 | 3  | 19 | -16 | 1   | 0.25 |



## GIRLS U12 DIV 1

| POS | TEAM                             | P | W | FF | D | L | F  | A  | GD  | PTS | PPG         |
|-----|----------------------------------|---|---|----|---|---|----|----|-----|-----|-------------|
| 1   | Weston Molonglo FC_25            | 8 | 8 | 0  | 0 | 0 | 37 | 5  | 32  | 24  | 3           |
| 2   | Belsouth FC_28                   | 7 | 5 | 0  | 0 | 2 | 20 | 7  | 13  | 15  | 2.142857143 |
| 3   | Majura FC_29                     | 7 | 4 | 1  | 0 | 3 | 7  | 6  | 1   | 12  | 1.714285714 |
| 4   | Weston Molonglo FC_26            | 7 | 2 | 0  | 1 | 4 | 6  | 13 | -7  | 7   | 1           |
| 5   | Brindabella Blues FC_23          | 5 | 1 | 0  | 1 | 3 | 2  | 6  | -4  | 4   | 0.8         |
| 6   | West Canberra Wanderers FC Red_3 | 8 | 0 | 0  | 0 | 8 | 0  | 35 | -35 | 0   | 0           |

## GIRLS U12 DIV 2

| POS | TEAM                      | P | W | FF | D | L | F  | A  | GD  | PTS | PPG         |
|-----|---------------------------|---|---|----|---|---|----|----|-----|-----|-------------|
| 1   | Belnorth FC_18            | 8 | 8 | 0  | 0 | 0 | 34 | 6  | 28  | 24  | 3           |
| 2   | Tuggeranong United FC_25  | 8 | 6 | 0  | 1 | 1 | 39 | 14 | 25  | 19  | 2.375       |
| 3   | Majura FC United_31       | 8 | 5 | 0  | 0 | 3 | 20 | 17 | 3   | 15  | 1.875       |
| 4   | Woden Valley SC Otters_51 | 7 | 3 | 0  | 0 | 4 | 17 | 16 | 1   | 9   | 1.285714286 |
| 5   | Belsouth FC Gliders_29    | 8 | 2 | 0  | 1 | 5 | 6  | 21 | -15 | 7   | 0.875       |
| 6   | Majura FC Matildas_30     | 8 | 2 | 0  | 0 | 6 | 14 | 20 | -6  | 6   | 0.75        |
| 7   | Radford College_2         | 8 | 2 | 0  | 0 | 6 | 10 | 41 | -31 | 6   | 0.75        |
| 8   | Weston Molonglo FC_27     | 7 | 1 | 0  | 2 | 4 | 15 | 20 | -5  | 5   | 0.714285714 |

## GIRLS U12 DIV 3

| POS | TEAM                             | P | W | FF | D | L | F  | A  | GD  | PTS | PPG         |
|-----|----------------------------------|---|---|----|---|---|----|----|-----|-----|-------------|
| 1   | Belnorth FC_19                   | 7 | 6 | 0  | 1 | 0 | 43 | 5  | 38  | 19  | 2.714285714 |
| 2   | Brindabella Blues FC_24          | 5 | 4 | 0  | 1 | 0 | 26 | 4  | 22  | 13  | 2.6         |
| 3   | Canberra Girls Grammar School_12 | 6 | 3 | 0  | 2 | 1 | 34 | 17 | 17  | 11  | 1.833333333 |
| 4   | Capital Country JFC Gang Gangs_1 | 6 | 2 | 0  | 1 | 3 | 16 | 14 | 2   | 7   | 1.166666667 |
| 5   | Gungahlin United FC Galaxy_15    | 7 | 1 | 0  | 2 | 4 | 24 | 47 | -23 | 5   | 0.714285714 |
| 6   | Majura FC_32                     | 5 | 1 | 0  | 0 | 4 | 6  | 12 | -6  | 3   | 0.6         |
| 7   | Woden Valley SC Rebels_52        | 8 | 1 | 0  | 1 | 6 | 8  | 58 | -50 | 4   | 0.5         |

## GIRLS U14 DIV 1

| POS | TEAM                      | P | W | FF | D | L | F  | A  | GD  | PTS | PPG         |
|-----|---------------------------|---|---|----|---|---|----|----|-----|-----|-------------|
| 1   | Weston Molonglo FC_28     | 8 | 7 | 1  | 0 | 1 | 42 | 8  | 34  | 21  | 2.625       |
| 2   | Brindabella Blues FC_17   | 7 | 5 | 0  | 0 | 2 | 38 | 11 | 27  | 15  | 2.142857143 |
| 3   | Woden Valley SC Wolves_16 | 7 | 4 | 0  | 0 | 3 | 21 | 17 | 4   | 12  | 1.714285714 |
| 4   | Majura FC_23              | 8 | 4 | 0  | 0 | 4 | 17 | 22 | -5  | 12  | 1.5         |
| 5   | Majura FC_24              | 8 | 2 | 0  | 0 | 6 | 9  | 35 | -26 | 6   | 0.75        |
| 6   | Weston Molonglo FC_29     | 6 | 0 | 0  | 0 | 6 | 2  | 36 | -34 | 0   | 0 *         |

## GIRLS U14 DIV 2

| POS | TEAM                                  | P | W | FF | D | L | F  | A  | GD  | PTS | PPG         |
|-----|---------------------------------------|---|---|----|---|---|----|----|-----|-----|-------------|
| 1   | Gungahlin United FC Royals_14         | 7 | 7 | 0  | 0 | 0 | 26 | 4  | 22  | 21  | 3           |
| 2   | Belwest Foxes SC Phantoms_22          | 7 | 6 | 0  | 0 | 1 | 33 | 8  | 25  | 18  | 2.571428571 |
| 3   | Belnorth FC_22                        | 7 | 5 | 0  | 1 | 1 | 29 | 4  | 25  | 16  | 2.285714286 |
| 4   | Woden Valley SC Jaguars_17            | 8 | 5 | 0  | 2 | 1 | 27 | 6  | 21  | 17  | 2.125       |
| 5   | Belsouth FC Suns_27                   | 7 | 4 | 0  | 0 | 3 | 37 | 12 | 25  | 12  | 1.714285714 |
| 6   | Majura FC_25                          | 7 | 2 | 0  | 2 | 3 | 8  | 21 | -13 | 8   | 1.142857143 |
| 7   | Burgmann Anglican School Hurricanes_3 | 8 | 2 | 0  | 3 | 3 | 14 | 20 | -6  | 9   | 1.125       |
| 8   | Brindabella Blues FC_18               | 7 | 2 | 0  | 0 | 5 | 14 | 32 | -18 | 6   | 0.857142857 |
| 9   | Radford College_3                     | 9 | 1 | 0  | 3 | 5 | 17 | 33 | -16 | 6   | 0.666666667 |
| 10  | Queanbeyan City FC_100                | 8 | 1 | 0  | 0 | 7 | 13 | 47 | -34 | 3   | 0.375       |
| 11  | Woden Valley SC Gazelles_18           | 7 | 0 | 0  | 1 | 6 | 9  | 40 | -31 | 1   | 0.142857143 |

## OPEN U10 BLUE - MINIROOS

| POS | TEAM                             | P | W | D | L | F  | A  | GD  | PTS | PPG         |
|-----|----------------------------------|---|---|---|---|----|----|-----|-----|-------------|
| 1   | Tuggeranong United FC_13         | 7 | 7 | 0 | 0 | 40 | 9  | 31  | 21  | 3           |
| 2   | Majura FC Phoenix_42             | 6 | 5 | 1 | 0 | 31 | 10 | 21  | 16  | 2.666666667 |
| 3   | Tuggeranong United FC_11         | 8 | 4 | 1 | 3 | 39 | 29 | 10  | 13  | 1.625       |
| 4   | Belsouth FC Vipers_21            | 7 | 3 | 1 | 3 | 21 | 19 | 2   | 10  | 1.428571429 |
| 5   | Gungahlin United FC Blizzards_47 | 7 | 3 | 0 | 4 | 24 | 18 | 6   | 9   | 1.285714286 |
| 6   | Gungahlin United FC Typhoons_48  | 8 | 3 | 0 | 5 | 30 | 23 | 7   | 9   | 1.125       |
| 7   | Tuggeranong United FC_12         | 8 | 1 | 1 | 6 | 14 | 39 | -25 | 2   | 0.25        |
| 8   | Canberra Grammar School_998      | 7 | 1 | 0 | 6 | 7  | 59 | -52 | 1   | 0.142857143 |

## OPEN U10 GREEN - MINIROOS

| POS | TEAM                        | P | W | D | L | F  | A  | GD  | PTS | PPG         |
|-----|-----------------------------|---|---|---|---|----|----|-----|-----|-------------|
| 1   | Belnorth FC_31              | 4 | 4 | 0 | 0 | 36 | 3  | 33  | 12  | 3 *         |
| 2   | Woden Valley SC United_25   | 5 | 2 | 0 | 3 | 11 | 19 | -8  | 13  | 2.6         |
| 3   | Tuggeranong United FC_10    | 6 | 5 | 0 | 1 | 29 | 14 | 15  | 15  | 2.5         |
| 4   | Majura FC Roar_40           | 3 | 2 | 0 | 1 | 22 | 6  | 16  | 6   | 2           |
| 5   | Belwest Foxes SC Dragons_12 | 7 | 4 | 1 | 2 | 24 | 15 | 9   | 13  | 1.857142857 |
| 6   | Weston Molonglo FC_33       | 8 | 3 | 1 | 4 | 15 | 38 | -23 | 10  | 1.25        |
| 7   | Woden Valley SC Warriors_26 | 5 | 0 | 1 | 4 | 4  | 27 | -23 | 1   | 0.2         |
| 8   | Brindabella Blues FC_33     | 5 | 0 | 0 | 5 | 10 | 29 | -19 | 0   | 0           |

## OPEN U10 LIME - MINIROOS

| POS | TEAM                             | P | W | D | L | F  | A  | GD  | PTS | PPG         |
|-----|----------------------------------|---|---|---|---|----|----|-----|-----|-------------|
| 1   | Marist Canberra FC_25            | 7 | 7 | 0 | 0 | 42 | 13 | 29  | 21  | 3           |
| 2   | Weston Molonglo FC_35            | 7 | 4 | 1 | 2 | 28 | 18 | 10  | 13  | 1.857142857 |
| 3   | Gungahlin United FC Heat Wave_49 | 8 | 4 | 2 | 2 | 33 | 24 | 9   | 14  | 1.75        |
| 4   | Weston Molonglo FC_34            | 5 | 2 | 1 | 2 | 12 | 16 | -4  | 7   | 1.4 **      |
| 5   | Monaro Panthers FC_23            | 8 | 2 | 2 | 4 | 19 | 27 | -8  | 8   | 1           |
| 6   | Woden Valley SC Roar_28          | 7 | 1 | 2 | 4 | 9  | 18 | -9  | 5   | 0.714285714 |
| 7   | Brindabella Blues FC_34          | 7 | 0 | 4 | 3 | 16 | 34 | -18 | 4   | 0.571428571 |
| 8   | Woden Valley SC Ninjas_29        | 5 | 0 | 2 | 3 | 11 | 20 | -9  | 2   | 0.4         |



## OPEN U10 ORANGE - MINIROOS

| POS | TEAM                             | P | W | D | L | F  | A  | GD  | PTS | PPG         |
|-----|----------------------------------|---|---|---|---|----|----|-----|-----|-------------|
| 1   | Canberra Grammar School_997      | 8 | 7 | 1 | 0 | 29 | 8  | 21  | 22  | 2.75        |
| 2   | Majura FC Glory_41               | 7 | 5 | 2 | 0 | 21 | 6  | 15  | 17  | 2.428571429 |
| 3   | Gungahlin United FC Tornadoes_46 | 8 | 6 | 1 | 1 | 33 | 10 | 23  | 19  | 2.375       |
| 4   | Belnorth FC_32                   | 7 | 2 | 2 | 3 | 13 | 23 | -10 | 8   | 1.142857143 |
| 5   | West Canberra Wanderers FC Red_5 | 5 | 1 | 1 | 3 | 12 | 16 | -4  | 4   | 0.8         |
| 6   | Gungahlin United FC Thunder_43   | 7 | 1 | 1 | 5 | 3  | 15 | -12 | 4   | 0.571428571 |
| 7   | Marist Canberra FC_24            | 8 | 1 | 1 | 6 | 6  | 28 | -22 | 4   | 0.5         |
| 8   | Belnorth FC_33                   | 6 | 0 | 1 | 5 | 7  | 18 | -11 | 1   | 0.166666667 |

## OPEN U10 PINK - MINIROOS

| POS | TEAM                       | P | W | D | L | F  | A  | GD  | PTS | PPG         |
|-----|----------------------------|---|---|---|---|----|----|-----|-----|-------------|
| 1   | Belnorth FC_35             | 7 | 6 | 1 | 0 | 40 | 6  | 34  | 19  | 2.714285714 |
| 2   | Belnorth FC_34             | 7 | 5 | 1 | 1 | 48 | 6  | 42  | 16  | 2.285714286 |
| 3   | Yass FC Redbacks_12        | 7 | 4 | 2 | 1 | 23 | 18 | 5   | 14  | 2           |
| 4   | Majura FC Victory_44       | 8 | 5 | 1 | 2 | 21 | 25 | -4  | 16  | 2           |
| 5   | Weston Molonglo FC_36      | 7 | 2 | 1 | 4 | 24 | 25 | -1  | 7   | 1           |
| 6   | Marist Canberra FC_26      | 8 | 2 | 1 | 5 | 16 | 25 | -9  | 7   | 0.875       |
| 7   | Majura FC United_48        | 7 | 1 | 1 | 5 | 8  | 34 | -26 | 4   | 0.571428571 |
| 8   | Belwest Foxes SC Ninjas_14 | 7 | 0 | 0 | 7 | 6  | 47 | -41 | 0   | 0           |

## OPEN U10 PURPLE - MINIROOS

| POS | TEAM                              | P | W | D | L | F  | A  | GD  | PTS | PPG           |
|-----|-----------------------------------|---|---|---|---|----|----|-----|-----|---------------|
| 1   | Majura FC Wanderers_43            | 6 | 4 | 1 | 1 | 36 | 10 | 26  | 13  | 2.166666667   |
| 2   | Monaro Panthers FC_21             | 8 | 5 | 2 | 1 | 24 | 16 | 8   | 17  | 2.125         |
| 3   | Gungahlin United FC Cyclones_44   | 8 | 4 | 0 | 4 | 37 | 24 | 13  | 12  | 1.5           |
| 4   | Woden Valley SC Hammers_27        | 7 | 2 | 1 | 4 | 13 | 17 | -4  | 7   | 1             |
| 5   | Belsouth FC Adders_22             | 5 | 0 | 2 | 3 | 7  | 13 | -6  | 2   | 0.4           |
| 6   | Weston Molonglo FC_34             | 3 | 0 | 1 | 2 | 2  | 23 | -21 | 1   | 0.333333333 * |
| 7   | Gungahlin United FC Hurricanes_45 | 7 | 6 | 1 | 0 | 32 | 16 | 16  | 1   | 0.142857143   |
| 8   | Belwest Foxes SC Dynamite_13      | 6 | 0 | 0 | 6 | 5  | 37 | -32 | 0   | 0             |

## OPEN U10 WHITE - MINIROOS

| POS | TEAM                                | P | W | D | L | F  | A  | GD  | PTS | PPG     |
|-----|-------------------------------------|---|---|---|---|----|----|-----|-----|---------|
| 1   | Burgmann Anglican School Rebels_7   | 0 | 0 | 0 | 0 | 0  | 0  | 0   | 0   | #DIV/0! |
| 2   | Majura FC Mariners_46               | 5 | 4 | 0 | 1 | 18 | 6  | 12  | 12  | 2.4     |
| 3   | Majura FC Jets_45                   | 4 | 3 | 0 | 1 | 11 | 7  | 4   | 9   | 2.25    |
| 4   | Weston Molonglo FC_46               | 6 | 4 | 0 | 2 | 23 | 11 | 12  | 12  | 2       |
| 5   | Palerang United FC Bungendore_6     | 8 | 4 | 2 | 2 | 15 | 11 | 4   | 14  | 1.75    |
| 6   | Monaro Panthers FC_22               | 4 | 2 | 0 | 2 | 5  | 11 | -6  | 6   | 1.5     |
| 7   | Belnorth FC_36                      | 8 | 3 | 1 | 4 | 17 | 18 | -1  | 10  | 1.25    |
| 8   | Majura FC Bulls_47                  | 3 | 1 | 0 | 2 | 5  | 9  | -4  | 3   | 1       |
| 9   | Burgmann Anglican School Warriors_8 | 6 | 2 | 0 | 4 | 6  | 14 | -8  | 6   | 1       |
| 10  | Belsouth FC Rattlers_23             | 8 | 1 | 1 | 6 | 8  | 21 | -13 | 4   | 0.5     |

## OPEN U10 YELLOW - MINIROOS

| POS | TEAM                             | P | W | D | L | F  | A  | GD  | PTS | PPG         |
|-----|----------------------------------|---|---|---|---|----|----|-----|-----|-------------|
| 1   | Marist Canberra FC_23            | 8 | 8 | 0 | 0 | 60 | 8  | 52  | 24  | 3           |
| 2   | Tuggeranong United FC_9          | 7 | 7 | 0 | 0 | 36 | 5  | 31  | 21  | 3           |
| 3   | Woden Valley SC Thunder_24       | 7 | 3 | 2 | 2 | 23 | 13 | 10  | 11  | 1.571428571 |
| 4   | Gungahlin United FC Lightning_42 | 7 | 3 | 1 | 3 | 17 | 11 | 6   | 10  | 1.428571429 |
| 5   | Belsouth FC Cobras_20            | 8 | 2 | 2 | 4 | 24 | 30 | -6  | 8   | 1           |
| 6   | Woden Valley SC Lightning_23     | 6 | 1 | 1 | 4 | 9  | 29 | -20 | 4   | 0.666666667 |
| 7   | Brindabella Blues FC_32          | 5 | 1 | 0 | 4 | 15 | 36 | -21 | 3   | 0.6         |
| 8   | Canberra Croatia FC_5            | 8 | 0 | 0 | 8 | 7  | 59 | -52 | 0   | 0           |

## OPEN U10 AQUA - MINIROOS

| POS | TEAM                             | P | W | D | L | F  | A  | GD  | PTS | PPG         |
|-----|----------------------------------|---|---|---|---|----|----|-----|-----|-------------|
| 1   | Gungahlin United FC Galaxy_51    | 6 | 5 | 1 | 0 | 26 | 5  | 21  | 16  | 2.666666667 |
| 2   | O'Connor Knights SC_11           | 8 | 6 | 2 | 0 | 21 | 6  | 15  | 20  | 2.5         |
| 3   | Belsouth FC Taipans_19           | 7 | 5 | 1 | 1 | 38 | 12 | 26  | 16  | 2.285714286 |
| 4   | Belnorth FC_31                   | 3 | 2 | 0 | 1 | 12 | 6  | 6   | 6   | 2 **        |
| 5   | Radford College_7                | 7 | 2 | 0 | 5 | 12 | 20 | -8  | 6   | 0.857142857 |
| 6   | Monaro Panthers FC_20            | 7 | 1 | 0 | 6 | 13 | 40 | -27 | 3   | 0.428571429 |
| 7   | Weston Molonglo FC_32            | 8 | 1 | 0 | 7 | 10 | 32 | -22 | 3   | 0.375       |
| 8   | West Canberra Wanderers FC Red_5 | 2 | 0 | 0 | 2 | 1  | 12 | -11 | 0   | 0           |



## OPEN U11 YELLOW - MINIROOS

| POS | TEAM                             | P | W | D | L | F  | A  | GD  | PTS | PPG         |
|-----|----------------------------------|---|---|---|---|----|----|-----|-----|-------------|
| 1   | Brindabella Blues FC_30          | 0 | 0 | 0 | 0 | 0  | 0  | 0   | 0   | #DIV/0!     |
| 2   | Belnorth FC_38                   | 7 | 7 | 0 | 0 | 15 | 1  | 14  | 21  | 3           |
| 3   | Gungahlin United FC Lightning_36 | 8 | 5 | 0 | 3 | 17 | 8  | 9   | 15  | 1.875       |
| 4   | Woden Valley SC Red Fury_31      | 7 | 4 | 1 | 2 | 25 | 10 | 15  | 13  | 1.857142857 |
| 5   | Belnorth FC_39                   | 6 | 3 | 1 | 2 | 12 | 9  | 3   | 10  | 1.666666667 |
| 6   | Belwest Foxes SC Guardians_15    | 6 | 3 | 0 | 3 | 12 | 10 | 2   | 9   | 1.5         |
| 7   | Belsouth FC Thunder_15           | 8 | 2 | 2 | 4 | 14 | 24 | -10 | 8   | 1           |
| 8   | Tuggeranong United FC_17         | 8 | 2 | 0 | 6 | 8  | 23 | -15 | 6   | 0.75        |
| 9   | Monaro Panthers FC_17            | 8 | 1 | 0 | 7 | 8  | 26 | -18 | 3   | 0.375       |

## OPEN U11 AQUA - MINIROOS

| POS | TEAM                             | P | W | D | L | F  | A  | GD  | PTS | PPG   |
|-----|----------------------------------|---|---|---|---|----|----|-----|-----|-------|
| 1   | Marist Canberra FC_18            | 8 | 6 | 1 | 1 | 34 | 11 | 23  | 18  | 2.25  |
| 2   | Woden Valley SC Redbacks_30      | 8 | 5 | 2 | 1 | 31 | 18 | 13  | 17  | 2.125 |
| 3   | Gungahlin United FC Cosmos_52    | 8 | 5 | 1 | 2 | 40 | 14 | 26  | 16  | 2     |
| 4   | Monaro Panthers FC_15            | 8 | 4 | 3 | 1 | 31 | 15 | 16  | 15  | 1.875 |
| 5   | Gungahlin United FC Galaxy_53    | 8 | 4 | 2 | 2 | 25 | 11 | 14  | 14  | 1.75  |
| 6   | Weston Molonglo FC_37            | 8 | 2 | 1 | 5 | 16 | 23 | -7  | 7   | 0.875 |
| 7   | West Canberra Wanderers FC Red_4 | 7 | 0 | 0 | 7 | 12 | 53 | -41 | 0   | 0     |
| 8   | Tuggeranong United FC_16         | 7 | 0 | 0 | 7 | 3  | 47 | -44 | 0   | 0     |

## OPEN U11 BLUE - MINIROOS

| POS | TEAM                             | P | W | D | L | F  | A  | GD  | PTS | PPG         |
|-----|----------------------------------|---|---|---|---|----|----|-----|-----|-------------|
| 1   | Gungahlin United FC Heat Wave_56 | 7 | 7 | 0 | 0 | 60 | 10 | 50  | 21  | 3           |
| 2   | Woden Valley SC Roar_36          | 6 | 3 | 2 | 1 | 18 | 19 | -1  | 11  | 1.833333333 |
| 3   | Tuggeranong United FC_20         | 8 | 4 | 2 | 2 | 31 | 18 | 13  | 14  | 1.75        |
| 4   | Marist Canberra FC_21            | 8 | 3 | 0 | 5 | 21 | 34 | -13 | 9   | 1.125       |
| 5   | Woden Valley SC_34               | 8 | 2 | 2 | 4 | 15 | 29 | -14 | 8   | 1           |
| 6   | Woden Valley SC Thunder_35       | 7 | 0 | 0 | 7 | 14 | 49 | -35 | 0   | 0           |



## OPEN U11 GREEN - MINIROOS

| POS | TEAM                         | P | W | D | L | F  | A  | GD  | PTS | PPG         |
|-----|------------------------------|---|---|---|---|----|----|-----|-----|-------------|
| 1   | Majura FC Devils_34          | 6 | 5 | 0 | 1 | 32 | 5  | 27  | 15  | 2.5         |
| 2   | Marist Canberra FC_19        | 8 | 6 | 1 | 1 | 34 | 14 | 20  | 19  | 2.375       |
| 3   | Majura FC Citizens_33        | 6 | 4 | 1 | 1 | 22 | 10 | 12  | 13  | 2.166666667 |
| 4   | Belsouth FC Storm_16         | 6 | 3 | 0 | 3 | 9  | 12 | -3  | 9   | 1.5         |
| 5   | Woden Valley SC Lightning_33 | 5 | 2 | 0 | 3 | 7  | 19 | -12 | 6   | 1.2         |
| 6   | Woden Valley SC Hammers_32   | 6 | 2 | 0 | 4 | 10 | 23 | -13 | 6   | 1           |
| 7   | Brindabella Blues FC_29      | 5 | 0 | 1 | 4 | 4  | 19 | -15 | 1   | 0.2         |
| 8   | Belwest Foxes SC Avengers_16 | 6 | 0 | 1 | 5 | 5  | 21 | -16 | 1   | 0.166666667 |

## OPEN U11 LIME - MINIROOS

| POS | TEAM                            | P | W | D | L | F  | A  | GD  | PTS | PPG         |
|-----|---------------------------------|---|---|---|---|----|----|-----|-----|-------------|
| 1   | Majura FC Villains_37           | 4 | 4 | 0 | 0 | 30 | 6  | 24  | 12  | 3           |
| 2   | Monaro Panthers FC_19           | 7 | 6 | 1 | 0 | 33 | 6  | 27  | 19  | 2.714285714 |
| 3   | Capital Country JFC Pythons_2   | 5 | 3 | 0 | 2 | 18 | 15 | 3   | 9   | 1.8         |
| 4   | Monaro Panthers FC_18           | 6 | 2 | 2 | 2 | 16 | 14 | 2   | 8   | 1.333333333 |
| 5   | Radford College_9               | 8 | 2 | 3 | 3 | 16 | 20 | -4  | 9   | 1.125       |
| 6   | Gungahlin United FC Frost_40    | 8 | 2 | 2 | 4 | 23 | 32 | -9  | 8   | 1           |
| 7   | Woden Valley SC Ninjas_37       | 8 | 1 | 4 | 3 | 10 | 27 | -17 | 7   | 0.875       |
| 8   | Belwest Foxes SC Terminators_17 | 4 | 0 | 0 | 4 | 4  | 15 | -11 | 0   | 0           |
| 9   | Canberra Grammar School_993     | 2 | 0 | 0 | 2 | 0  | 15 | -15 | 0   | 0           |

## OPEN U11 ORANGE - MINIROOS

| POS | TEAM                             | P | W | D | L | F  | A  | GD  | PTS | PPG          |
|-----|----------------------------------|---|---|---|---|----|----|-----|-----|--------------|
| 1   | Brindabella Blues FC_28          | 8 | 7 | 0 | 1 | 48 | 11 | 37  | 21  | 2.625        |
| 2   | Gungahlin United FC Cyclones_37  | 9 | 7 | 0 | 2 | 35 | 20 | 15  | 21  | 2.3333333333 |
| 3   | Canberra Croatia FC_7            | 8 | 5 | 1 | 2 | 35 | 15 | 20  | 16  | 2            |
| 4   | Belnorth FC_40                   | 8 | 3 | 1 | 4 | 30 | 27 | 3   | 10  | 1.25         |
| 5   | Palerang United FC Bungendore_5  | 9 | 3 | 2 | 4 | 18 | 32 | -14 | 11  | 1.2222222222 |
| 6   | Gungahlin United FC Blizzards_39 | 7 | 2 | 2 | 3 | 9  | 12 | -3  | 8   | 1.142857143  |
| 7   | Canberra Grammar School_994      | 8 | 1 | 2 | 5 | 19 | 34 | -15 | 5   | 0.625        |
| 8   | Majura FC Foxes_35               | 7 | 0 | 0 | 7 | 5  | 48 | -43 | 0   | 0            |

## OPEN U11 PINK - MINIROOS

| POS | TEAM                        | P | W | D | L | F  | A  | GD  | PTS | PPG          |
|-----|-----------------------------|---|---|---|---|----|----|-----|-----|--------------|
| 1   | Yass FC Spiders_11          | 5 | 5 | 0 | 0 | 24 | 3  | 21  | 15  | 3            |
| 2   | Yass FC Redbacks_10         | 3 | 3 | 0 | 0 | 22 | 6  | 16  | 9   | 3            |
| 3   | Majura FC Gunners_36        | 7 | 4 | 1 | 2 | 14 | 17 | -3  | 13  | 1.857142857  |
| 4   | Belwest Foxes SC Phoenix_18 | 4 | 2 | 0 | 2 | 19 | 17 | 2   | 6   | 1.5          |
| 5   | Canberra Croatia FC_6       | 4 | 1 | 1 | 2 | 4  | 4  | 0   | 4   | 1            |
| 6   | Queanbeyan City FC_8        | 6 | 1 | 1 | 4 | 4  | 25 | -21 | 4   | 0.6666666667 |
| 7   | Belnorth FC_42              | 7 | 1 | 1 | 5 | 8  | 18 | -10 | 4   | 0.571428571  |
| 8   | Weston Molonglo FC_39       | 2 | 0 | 0 | 2 | 0  | 5  | -5  | 0   | 0            |

## OPEN U11 PURPLE - MINIROOS

| POS | TEAM                             | P | W | D | L | F  | A  | GD  | PTS | PPG         |
|-----|----------------------------------|---|---|---|---|----|----|-----|-----|-------------|
| 1   | Gungahlin United FC Tornadoes_38 | 8 | 8 | 0 | 0 | 62 | 9  | 53  | 24  | 3           |
| 2   | Belnorth FC_41                   | 8 | 4 | 2 | 2 | 38 | 12 | 26  | 14  | 1.75        |
| 3   | Marist Canberra FC_20            | 8 | 4 | 1 | 3 | 38 | 24 | 14  | 13  | 1.625       |
| 4   | Tuggeranong United FC_18         | 8 | 4 | 1 | 3 | 24 | 45 | -21 | 13  | 1.625       |
| 5   | Tuggeranong United FC_19         | 7 | 3 | 1 | 3 | 27 | 13 | 14  | 10  | 1.428571429 |
| 6   | Belsouth FC Fire_17              | 8 | 3 | 0 | 5 | 13 | 32 | -19 | 9   | 1.125       |
| 7   | Weston Molonglo FC_38            | 6 | 1 | 0 | 5 | 11 | 27 | -16 | 3   | 0.5         |
| 8   | Belsouth FC Blaze_18             | 7 | 0 | 1 | 6 | 9  | 60 | -51 | 1   | 0.142857143 |

## OPEN U11 WHITE - MINIROOS

| POS | TEAM                               | P | W | D | L | F  | A  | GD  | PTS | PPG         |
|-----|------------------------------------|---|---|---|---|----|----|-----|-----|-------------|
| 1   | Gungahlin United FC Typhoons_41    | 6 | 6 | 0 | 0 | 36 | 8  | 28  | 18  | 3           |
| 2   | Majura FC Villains_37              | 2 | 2 | 0 | 0 | 25 | 0  | 25  | 6   | 3           |
| 3   | Brindabella Blues FC_30            | 6 | 4 | 0 | 2 | 16 | 8  | 8   | 12  | 2           |
| 4   | Burgmann Anglican School Thunder_6 | 7 | 4 | 1 | 2 | 26 | 20 | 6   | 13  | 1.857142857 |
| 5   | Brindabella Blues FC_31            | 5 | 2 | 0 | 3 | 8  | 14 | -6  | 6   | 1.2         |
| 6   | Majura FC Spurs_54                 | 7 | 2 | 1 | 4 | 26 | 22 | 4   | 7   | 1           |
| 7   | Marist Canberra FC_22              | 6 | 1 | 0 | 5 | 10 | 34 | -24 | 3   | 0.5         |
| 8   | Canberra Grammar School_993        | 5 | 0 | 0 | 5 | 5  | 46 | -41 | 0   | 0           |

## OPEN U12 DIVISION 1

| POS | TEAM                               | P | W | FF | D | L | F  | A  | GD  | PTS | PPG          |
|-----|------------------------------------|---|---|----|---|---|----|----|-----|-----|--------------|
| 1   | Gungahlin United FC Galaxy_54      | 8 | 8 | 0  | 0 | 0 | 57 | 3  | 54  | 24  | 3            |
| 2   | O'Connor Knights SC White_14       | 9 | 7 | 0  | 0 | 2 | 40 | 23 | 17  | 21  | 2.3333333333 |
| 3   | O'Connor Knights SC Red_16         | 8 | 5 | 0  | 2 | 1 | 43 | 13 | 30  | 17  | 2.125        |
| 4   | West Canberra Wanderers FC Black_1 | 8 | 5 | 0  | 1 | 2 | 39 | 10 | 29  | 16  | 2            |
| 5   | Radford College_10                 | 8 | 5 | 0  | 1 | 2 | 17 | 19 | -2  | 16  | 2            |
| 6   | Canberra Croatia FC_9              | 9 | 5 | 0  | 0 | 4 | 28 | 25 | 3   | 15  | 1.6666666667 |
| 7   | Woden Valley SC Hammers_38         | 2 | 1 | 0  | 0 | 1 | 3  | 4  | -1  | 3   | 1.5 *        |
| 8   | Bayern Majura FC_26                | 8 | 1 | 0  | 0 | 7 | 7  | 30 | -23 | 3   | 0.375        |
| 9   | Tuggeranong United FC_22           | 8 | 1 | 0  | 0 | 7 | 8  | 35 | -27 | 3   | 0.375        |
| 10  | Belsoth FC Eagles_13               | 8 | 1 | 0  | 0 | 7 | 9  | 57 | -48 | 3   | 0.375        |
| 11  | Woden Valley SC United_39          | 6 | 0 | 0  | 0 | 6 | 5  | 37 | -32 | 0   | 0            |

## OPEN U12 DIVISION 2

| POS | TEAM                             | P | W | FF | D | L | F  | A  | GD  | PTS | PPG         |
|-----|----------------------------------|---|---|----|---|---|----|----|-----|-----|-------------|
| 1   | Brindabella Blues FC_991         | 0 | 0 | 0  | 0 | 0 | 0  | 0  | 0   | 0   | #DIV/0! **  |
| 2   | Woden Valley SC Hammers_38       | 5 | 4 | 0  | 1 | 0 | 25 | 5  | 20  | 13  | 2.6         |
| 3   | Tuggeranong United FC_23         | 7 | 5 | 0  | 1 | 1 | 24 | 8  | 16  | 16  | 2.285714286 |
| 4   | Gungahlin United FC Thunder_33   | 8 | 5 | 0  | 2 | 1 | 23 | 7  | 16  | 17  | 2.125       |
| 5   | Belnorth FC_9                    | 7 | 4 | 1  | 0 | 3 | 24 | 16 | 8   | 12  | 1.714285714 |
| 6   | Woden Valley SC United_39        | 2 | 1 | 0  | 0 | 1 | 14 | 3  | 11  | 3   | 1.5         |
| 7   | West Canberra Wanderers FC Red_2 | 9 | 3 | 0  | 0 | 6 | 16 | 29 | -13 | 9   | 1           |
| 8   | Marist Canberra FC Royal_15      | 8 | 2 | 0  | 2 | 4 | 21 | 31 | -10 | 8   | 1           |
| 9   | Tigers FC Development_1          | 7 | 2 | 1  | 0 | 5 | 19 | 31 | -12 | 6   | 0.857142857 |

## OPEN U12 DIVISION 3

| POS | TEAM                         | P | W | FF | D | L | F  | A  | GD  | PTS | PPG         |
|-----|------------------------------|---|---|----|---|---|----|----|-----|-----|-------------|
| 1   | Woden Valley SC Roar_42      | 3 | 3 | 0  | 0 | 0 | 24 | 2  | 22  | 9   | 3           |
| 2   | Woden Valley SC Wanderers_41 | 7 | 6 | 0  | 1 | 0 | 26 | 7  | 19  | 19  | 2.714285714 |
| 3   | Radford College_11           | 7 | 4 | 0  | 0 | 3 | 19 | 18 | 1   | 12  | 1.714285714 |
| 4   | Belwest Foxes SC Thunder_19  | 7 | 3 | 0  | 2 | 2 | 19 | 19 | 0   | 11  | 1.571428571 |
| 5   | Monaro Panthers_13           | 7 | 1 | 0  | 0 | 6 | 5  | 29 | -24 | 3   | 0.428571429 |
| 6   | Brindabella Blues FC_991     | 4 | 0 | 0  | 1 | 3 | 5  | 12 | -7  | 1   | 0.25        |
| 7   | Woden Valley SC Lightning_40 | 3 | 0 | 0  | 0 | 3 | 5  | 16 | -11 | 0   | 0           |

## OPEN U12 DIVISION 4

| POS | TEAM                            | P | W | FF | D | L | F  | A  | GD  | PTS | PPG         |
|-----|---------------------------------|---|---|----|---|---|----|----|-----|-----|-------------|
| 1   | Tuggeranong United FC_28        | 7 | 5 | 0  | 0 | 2 | 26 | 21 | 5   | 15  | 2.142857143 |
| 2   | Weston Molonglo FC_40           | 8 | 5 | 1  | 2 | 1 | 33 | 20 | 13  | 17  | 2.125       |
| 3   | Woden Valley SC Roar_42         | 2 | 1 | 0  | 1 | 0 | 12 | 10 | 2   | 4   | 2           |
| 4   | Marist Canberra FC Sky_16       | 6 | 3 | 0  | 1 | 2 | 27 | 23 | 4   | 10  | 1.666666667 |
| 5   | Gungahlin United FC Cyclones_34 | 6 | 3 | 0  | 0 | 3 | 19 | 19 | 0   | 9   | 1.5         |
| 6   | Woden Valley SC Lightning_40    | 2 | 1 | 0  | 0 | 1 | 7  | 9  | -2  | 3   | 1.5 ***     |
| 7   | Real Majura FC_27               | 7 | 2 | 0  | 0 | 5 | 25 | 26 | -1  | 6   | 0.857142857 |
| 8   | Canberra Grammar School_990     | 6 | 0 | 0  | 0 | 6 | 9  | 30 | -21 | 0   | 0           |



## OPEN U12 DIVISION 5

| POS | TEAM                            | P | W | FF | D | L | F  | A  | GD  | PTS | PPG         |
|-----|---------------------------------|---|---|----|---|---|----|----|-----|-----|-------------|
| 1   | Queanbeyan City FC_6            | 8 | 8 | 0  | 0 | 0 | 52 | 14 | 38  | 24  | 3           |
| 2   | Palerang United FC Bungendore_3 | 8 | 5 | 0  | 1 | 2 | 38 | 13 | 25  | 16  | 2           |
| 3   | Yass FC Redbacks_9              | 7 | 4 | 1  | 1 | 2 | 22 | 21 | 1   | 13  | 1.857142857 |
| 4   | Belnorth FC_17                  | 9 | 5 | 1  | 0 | 4 | 31 | 30 | 1   | 15  | 1.666666667 |
| 5   | Woden Valley SC Ninjas_43       | 8 | 3 | 1  | 1 | 4 | 21 | 25 | -4  | 10  | 1.25        |
| 6   | Brindabella Blues FC_989        | 8 | 2 | 0  | 3 | 3 | 20 | 23 | -3  | 9   | 1.125       |
| 7   | Belwest Foxes SC Devils_20      | 7 | 1 | 0  | 0 | 6 | 9  | 32 | -23 | 3   | 0.428571429 |
| 8   | St Edmunds Blues_2              | 7 | 0 | 0  | 0 | 7 | 3  | 38 | -35 | 0   | 0           |

## OPEN U12 DIVISION 6

| POS | TEAM                              | P | W | FF | D | L | F  | A  | GD  | PTS | PPG         |
|-----|-----------------------------------|---|---|----|---|---|----|----|-----|-----|-------------|
| 1   | Gungahlin United FC Tornadoes_35  | 9 | 8 | 0  | 0 | 1 | 64 | 9  | 55  | 24  | 2.666666667 |
| 2   | Weston Molonglo FC_41             | 8 | 6 | 0  | 1 | 1 | 58 | 4  | 54  | 19  | 2.375       |
| 3   | Monaro Panthers_14                | 8 | 6 | 1  | 1 | 1 | 39 | 6  | 33  | 19  | 2.375       |
| 4   | Belsouth FC Hawks_14              | 8 | 6 | 0  | 0 | 2 | 33 | 13 | 20  | 18  | 2.25        |
| 5   | Burgmann Anglican School Eagles_5 | 8 | 4 | 0  | 0 | 4 | 16 | 48 | -32 | 12  | 1.5         |
| 6   | Brindabella Blues FC_988          | 8 | 1 | 0  | 1 | 6 | 10 | 33 | -23 | 4   | 0.5         |
| 7   | AC Majura FC_32                   | 8 | 0 | 0  | 1 | 7 | 7  | 62 | -55 | 1   | 0.125       |
| 8   | Marist Canberra FC Blue_17        | 9 | 0 | 0  | 0 | 9 | 4  | 56 | -52 | 0   | 0           |

## OPEN U13 DIVISION 1

| POS | TEAM                                    | P | W | FF | D | L | F  | A  | GD  | PTS | PPG         |
|-----|---|---|---|----|---|---|----|----|-----|-----|-------------|
| 1   | Belconnen United FC Development Squad_1 | 7 | 6 | 0  | 1 | 0 | 25 | 6  | 19  | 19  | 2.714285714 |
| 2   | Gungahlin United FC Cosmos_55           | 7 | 5 | 0  | 1 | 1 | 35 | 6  | 29  | 16  | 2.285714286 |
| 3   | Woden Valley SC United_53               | 9 | 5 | 0  | 2 | 2 | 19 | 21 | -2  | 17  | 1.888888889 |
| 4   | Gungahlin United FC Thunder_30          | 7 | 3 | 0  | 0 | 4 | 19 | 23 | -4  | 9   | 1.285714286 |
| 5   | Marist Canberra FC Royal_11             | 9 | 3 | 0  | 2 | 4 | 28 | 12 | 16  | 11  | 1.222222222 |
| 6   | Belnorth FC_20                          | 2 | 0 | 0  | 0 | 2 | 0  | 3  | -3  | 0   | 0 *         |
| 7   | Monaro Panthers FC Development Squad_9  | 9 | 0 | 0  | 0 | 9 | 8  | 63 | -55 | 0   | 0           |

## OPEN U13 DIVISION 2

| POS | TEAM                             | P | W | FF | D | L | F  | A  | GD  | PTS | PPG         |
|-----|----------------------------------|---|---|----|---|---|----|----|-----|-----|-------------|
| 1   | Radford College_12               | 8 | 7 | 0  | 0 | 1 | 37 | 6  | 31  | 21  | 2.625 **    |
| 2   | Marist Canberra FC Sky_12        | 8 | 7 | 0  | 0 | 1 | 34 | 6  | 28  | 21  | 2.625       |
| 3   | Belsouth FC Falcons_12           | 8 | 6 | 0  | 0 | 2 | 33 | 17 | 16  | 18  | 2.25        |
| 4   | Woden Valley SC Ninjas_54        | 7 | 4 | 0  | 0 | 3 | 25 | 12 | 13  | 12  | 1.714285714 |
| 5   | Gungahlin United FC Cyclones_31  | 9 | 5 | 0  | 0 | 4 | 22 | 20 | 2   | 15  | 1.666666667 |
| 6   | Brindabella Blues FC_21          | 7 | 3 | 0  | 1 | 3 | 22 | 26 | -4  | 10  | 1.428571429 |
| 7   | Canberra Grammar School_980      | 7 | 2 | 0  | 1 | 4 | 30 | 22 | 8   | 7   | 1           |
| 8   | Belwest Foxes SC Lightning_21    | 8 | 2 | 0  | 0 | 6 | 15 | 37 | -22 | 6   | 0.75        |
| 9   | St Edmunds Blues_3               | 8 | 1 | 0  | 2 | 5 | 14 | 29 | -15 | 5   | 0.625       |
| 10  | Gungahlin United FC Tornadoes_32 | 8 | 0 | 0  | 0 | 8 | 8  | 65 | -57 | 0   | 0           |

## OPEN U13 DIVISION 3

| POS | TEAM                               | P | W | FF | D | L | F  | A  | GD  | PTS | PPG         |
|-----|------------------------------------|---|---|----|---|---|----|----|-----|-----|-------------|
| 1   | Belnorth FC_20                     | 6 | 6 | 0  | 0 | 0 | 40 | 2  | 38  | 18  | 3           |
| 2   | Marist Canberra FC Blue_13         | 7 | 6 | 0  | 0 | 1 | 41 | 14 | 27  | 18  | 2.571428571 |
| 3   | Burgmann Anglican School Taipans_4 | 8 | 5 | 0  | 1 | 2 | 16 | 10 | 6   | 16  | 2           |
| 4   | Tuggeranong United FC_26           | 8 | 5 | 0  | 0 | 3 | 33 | 17 | 16  | 15  | 1.875       |
| 5   | Marist Canberra FC Navy_14         | 7 | 4 | 0  | 1 | 2 | 34 | 18 | 16  | 13  | 1.857142857 |
| 6   | Belnorth FC_21                     | 7 | 2 | 0  | 1 | 4 | 19 | 29 | -10 | 7   | 1           |
| 7   | Radford College_13                 | 6 | 1 | 0  | 2 | 3 | 10 | 21 | -11 | 5   | 0.833333333 |
| 8   | Weston Molonglo FC_42              | 8 | 2 | 0  | 0 | 6 | 9  | 25 | -16 | 6   | 0.75        |
| 9   | Woden Valley SC Roar_55            | 6 | 1 | 0  | 0 | 5 | 7  | 28 | -21 | 3   | 0.5         |
| 10  | Brindabella Blues FC_22            | 7 | 0 | 0  | 1 | 6 | 7  | 52 | -45 | 1   | 0.142857143 |

## OPEN U14 DIVISION 1

| POS | TEAM                            | P  | W | FF | D | L | F  | A  | GD  | PTS | PPG         |
|-----|---------------------------------|----|---|----|---|---|----|----|-----|-----|-------------|
| 1   | Southern Tablelands United FC_1 | 9  | 7 | 0  | 2 | 0 | 38 | 5  | 33  | 23  | 2.555555556 |
| 2   | Gungahlin United FC Thunder_27  | 7  | 5 | 0  | 2 | 0 | 14 | 5  | 9   | 17  | 2.428571429 |
| 3   | Gungahlin United FC Cyclones_28 | 8  | 5 | 0  | 0 | 3 | 21 | 18 | 3   | 15  | 1.875       |
| 4   | Belsouth FC Strikers_10         | 8  | 4 | 0  | 2 | 2 | 33 | 12 | 21  | 14  | 1.75        |
| 5   | Tigers FC_3                     | 9  | 3 | 0  | 0 | 6 | 30 | 30 | 0   | 9   | 1           |
| 6   | Majura FC_21                    | 8  | 2 | 0  | 2 | 4 | 14 | 24 | -10 | 8   | 1           |
| 7   | Radford College_14              | 10 | 2 | 0  | 1 | 7 | 19 | 41 | -22 | 7   | 0.7         |
| 8   | Woden Valley SC United_56       | 9  | 1 | 0  | 1 | 7 | 15 | 49 | -34 | 4   | 0.444444444 |

## OPEN U14 DIVISION 2

| POS | TEAM                         | P | W | FF | D | L | F  | A  | GD  | PTS | PPG         |
|-----|------------------------------|---|---|----|---|---|----|----|-----|-----|-------------|
| 1   | Marist Canberra FC Royal_9   | 8 | 8 | 0  | 0 | 0 | 69 | 2  | 67  | 24  | 3 *         |
| 2   | Brindabella Blues FC_19      | 7 | 7 | 0  | 0 | 0 | 68 | 4  | 64  | 21  | 3           |
| 3   | Canberra Grammar School_987  | 6 | 3 | 0  | 0 | 3 | 19 | 15 | 4   | 9   | 1.5         |
| 4   | St Edmunds Blues_4           | 7 | 3 | 0  | 0 | 4 | 15 | 40 | -25 | 9   | 1.285714286 |
| 5   | Yass FC Redbacks_8           | 8 | 2 | 2  | 1 | 5 | 10 | 37 | -27 | 7   | 0.875       |
| 6   | Woden Valley SC Lightning_57 | 6 | 1 | 0  | 1 | 4 | 6  | 36 | -30 | 4   | 0.666666667 |
| 7   | Radford College_15           | 8 | 1 | 0  | 0 | 7 | 5  | 41 | -36 | 3   | 0.375       |
| 8   | Majura FC_22                 | 2 | 0 | 0  | 0 | 2 | 0  | 17 | -17 | 0   | 0 **        |

## OPEN U14 DIVISION 3

| POS | TEAM                              | P | W | FF | D | L | F  | A  | GD  | PTS | PPG         |
|-----|-----------------------------------|---|---|----|---|---|----|----|-----|-----|-------------|
| 1   | Burgmann Anglican School Cobras_2 | 7 | 7 | 0  | 0 | 0 | 37 | 7  | 30  | 21  | 3           |
| 2   | Belnorth FC_23                    | 8 | 5 | 0  | 1 | 2 | 18 | 15 | 3   | 16  | 2           |
| 3   | Weston Molonglo FC_43             | 8 | 5 | 0  | 0 | 3 | 35 | 12 | 23  | 15  | 1.875       |
| 4   | Palerang United FC_2              | 8 | 5 | 0  | 0 | 3 | 24 | 17 | 7   | 15  | 1.875       |
| 5   | Belsouth FC Chargers_11           | 9 | 5 | 0  | 1 | 3 | 30 | 31 | -1  | 16  | 1.777777778 |
| 6   | Gungahlin United FC Tornadoes_29  | 7 | 4 | 0  | 0 | 3 | 20 | 15 | 5   | 12  | 1.714285714 |
| 7   | Marist Canberra FC Sky_10         | 7 | 2 | 0  | 0 | 5 | 11 | 27 | -16 | 6   | 0.857142857 |
| 8   | Brindabella Blues FC_20           | 8 | 2 | 0  | 0 | 6 | 19 | 25 | -6  | 6   | 0.75        |
| 9   | Monaro Panthers FC_7              | 7 | 1 | 0  | 0 | 6 | 12 | 28 | -16 | 3   | 0.428571429 |
| 10  | Majura FC_22                      | 5 | 0 | 0  | 0 | 5 | 5  | 34 | -29 | 0   | 0           |



## OPEN U15 DIVISION 1

| POS | TEAM                             | P | W | FF | D | L | F  | A  | GD  | PTS | PPG   |
|-----|----------------------------------|---|---|----|---|---|----|----|-----|-----|-------|
| 1   | Gungahlin United FC Lightning_23 | 8 | 6 | 0  | 2 | 0 | 32 | 7  | 25  | 20  | 2.5   |
| 2   | Marist Canberra FC Royal_6       | 8 | 5 | 0  | 2 | 1 | 26 | 10 | 16  | 17  | 2.125 |
| 3   | Belwest Foxes SC Blazers_23      | 8 | 4 | 0  | 4 | 0 | 14 | 9  | 5   | 16  | 2     |
| 4   | Majura FC_19                     | 8 | 4 | 0  | 1 | 3 | 29 | 13 | 16  | 13  | 1.625 |
| 5   | Belnorth FC_24                   | 8 | 3 | 0  | 1 | 4 | 16 | 17 | -1  | 10  | 1.25  |
| 6   | Gungahlin United FC Thunder_24   | 8 | 2 | 0  | 1 | 5 | 12 | 17 | -5  | 7   | 0.875 |
| 7   | Woden Valley SC United_58        | 8 | 1 | 0  | 2 | 5 | 13 | 29 | -16 | 5   | 0.625 |
| 8   | Radford College_16               | 8 | 0 | 0  | 1 | 7 | 12 | 52 | -40 | 1   | 0.125 |

## OPEN U15 DIVISION 2

| POS | TEAM                            | P  | W | FF | D | L | F  | A  | GD  | PTS | PPG         |
|-----|---------------------------------|----|---|----|---|---|----|----|-----|-----|-------------|
| 1   | Marist Canberra FC Sky_7        | 9  | 8 | 0  | 1 | 0 | 38 | 7  | 31  | 25  | 2.777777778 |
| 2   | Tigers FC Development_4         | 10 | 7 | 1  | 2 | 1 | 25 | 12 | 13  | 23  | 2.3         |
| 3   | Canberra Grammar School_986     | 8  | 5 | 0  | 0 | 3 | 43 | 14 | 29  | 15  | 1.875       |
| 4   | Yass FC Redbacks_7              | 8  | 5 | 1  | 0 | 3 | 27 | 10 | 17  | 15  | 1.875       |
| 5   | Gungahlin United FC Cyclones_25 | 9  | 4 | 0  | 1 | 4 | 17 | 30 | -13 | 13  | 1.444444444 |
| 6   | Tuggeranong United FC_29        | 8  | 2 | 0  | 0 | 6 | 9  | 22 | -13 | 6   | 0.75        |
| 7   | Weston Molonglo FC_44           | 9  | 2 | 0  | 0 | 7 | 18 | 31 | -13 | 6   | 0.666666667 |
| 8   | Belwest Foxes SC Bandits_23     | 9  | 0 | 0  | 0 | 9 | 9  | 60 | -51 | 0   | 0           |

## OPEN U15 DIVISION 3

| POS | TEAM                                      | P | W | FF | D | L | F  | A  | GD  | PTS | PPG           |
|-----|---|---|---|----|---|---|----|----|-----|-----|---------------|
| 1   | Palerang United FC Bungendore Marauders_1 | 9 | 7 | 0  | 1 | 1 | 55 | 13 | 42  | 22  | 2.444444444 * |
| 2   | Woden Valley SC Lightning_59              | 9 | 7 | 0  | 1 | 1 | 53 | 11 | 42  | 22  | 2.444444444   |
| 3   | Majura FC_20                              | 9 | 5 | 0  | 2 | 2 | 28 | 13 | 15  | 17  | 1.888888889   |
| 4   | Belnorth FC_25                            | 8 | 5 | 0  | 0 | 3 | 30 | 31 | -1  | 15  | 1.875         |
| 5   | Queanbeyan City FC_4                      | 9 | 4 | 0  | 2 | 3 | 31 | 31 | 0   | 14  | 1.555555556   |
| 6   | Canberra Grammar School_985               | 8 | 3 | 1  | 1 | 4 | 17 | 20 | -3  | 10  | 1.25          |
| 7   | Gungahlin United FC Hurricanes_26         | 8 | 3 | 0  | 1 | 4 | 22 | 28 | -6  | 10  | 1.25          |
| 8   | Weston Molonglo FC_45                     | 7 | 2 | 0  | 0 | 5 | 31 | 26 | 5   | 6   | 0.857142857   |
| 9   | Marist Canberra FC Blue_8                 | 7 | 1 | 0  | 0 | 6 | 16 | 32 | -16 | 3   | 0.428571429   |
| 10  | Radford College_17                        | 8 | 0 | 0  | 0 | 8 | 6  | 84 | -78 | 0   | 0             |

\* Greater goals scored

## U13 NPL2 YOUTH

| POS | TEAM                  | P  | W  | D | L  | F  | A   | GD   | PTS | PPG         |
|-----|-----------------------|----|----|---|----|----|-----|------|-----|-------------|
| 1   | Monaro Panthers FC    | 18 | 15 | 1 | 2  | 78 | 15  | 63   | 46  | 2.555555556 |
| 2   | Radford College       | 16 | 12 | 2 | 2  | 80 | 14  | 66   | 38  | 2.375       |
| 3   | Woden Valley SC       | 16 | 11 | 2 | 3  | 65 | 26  | 39   | 35  | 2.1875      |
| 4   | O'Connor Knights SC   | 18 | 9  | 1 | 8  | 69 | 45  | 24   | 28  | 1.555555556 |
| 5   | Tuggeranong United FC | 16 | 7  | 3 | 6  | 35 | 30  | 5    | 24  | 1.5         |
| 6   | Majura FC             | 18 | 6  | 1 | 11 | 47 | 81  | -34  | 19  | 1.055555556 |
| 7   | Weston Molonglo FC    | 16 | 1  | 1 | 14 | 15 | 75  | -60  | 4   | 0.25        |
| 8   | Tigers FC             | 16 | 0  | 1 | 15 | 23 | 126 | -103 | 1   | 0.0625      |

## U14 NPL2 YOUTH

| POS | TEAM                  | P  | W  | D | L  | F   | A   | GD  | PTS | PPG         |
|-----|-----------------------|----|----|---|----|-----|-----|-----|-----|-------------|
| 1   | Radford College       | 17 | 17 | 0 | 0  | 135 | 14  | 121 | 51  | 3           |
| 2   | Monaro Panthers FC    | 18 | 13 | 1 | 4  | 48  | 24  | 24  | 40  | 2.222222222 |
| 3   | O'Connor Knights SC   | 18 | 13 | 0 | 5  | 68  | 40  | 28  | 39  | 2.166666667 |
| 4   | Tigers FC             | 17 | 8  | 1 | 8  | 41  | 41  | 0   | 25  | 1.470588235 |
| 5   | Woden Valley SC       | 17 | 7  | 0 | 10 | 39  | 44  | -5  | 21  | 1.235294118 |
| 6   | Majura FC             | 18 | 5  | 1 | 12 | 32  | 62  | -30 | 16  | 0.888888889 |
| 7   | Tuggeranong United FC | 16 | 2  | 1 | 13 | 26  | 73  | -47 | 7   | 0.4375      |
| 8   | Weston Molonglo FC    | 17 | 1  | 2 | 14 | 12  | 100 | -88 | 5   | 0.294117647 |

## U15 NPL2 YOUTH

| POS | TEAM                  | P  | W  | D | L  | F  | A   | GD  | PTS | PPG         |
|-----|-----------------------|----|----|---|----|----|-----|-----|-----|-------------|
| 1   | Radford College       | 16 | 15 | 0 | 1  | 94 | 7   | 87  | 45  | 2.8125      |
| 2   | O'Connor Knights SC   | 18 | 14 | 0 | 4  | 56 | 18  | 38  | 42  | 2.333333333 |
| 3   | Tuggeranong United FC | 16 | 10 | 0 | 6  | 50 | 28  | 22  | 30  | 1.875       |
| 4   | Monaro Panthers FC    | 18 | 9  | 3 | 6  | 43 | 29  | 14  | 30  | 1.666666667 |
| 5   | Majura FC             | 18 | 9  | 2 | 7  | 49 | 35  | 14  | 29  | 1.611111111 |
| 6   | Woden Valley SC       | 16 | 5  | 3 | 8  | 22 | 28  | -6  | 18  | 1.125       |
| 7   | Weston Molonglo FC    | 17 | 1  | 1 | 15 | 12 | 88  | -76 | 4   | 0.235294118 |
| 8   | Tigers FC             | 17 | 0  | 1 | 16 | 16 | 109 | -93 | 1   | 0.058823529 |

## U16 NPL2 YOUTH

| POS | TEAM                  | P  | W  | D | L  | F   | A   | GD   | PTS | PPG         |
|-----|-----------------------|----|----|---|----|-----|-----|------|-----|-------------|
| 1   | Radford College       | 16 | 15 | 1 | 0  | 103 | 12  | 91   | 46  | 2.875       |
| 2   | Tuggeranong United FC | 16 | 12 | 2 | 2  | 76  | 26  | 50   | 38  | 2.375       |
| 3   | Woden Valley SC       | 16 | 8  | 2 | 6  | 42  | 37  | 5    | 26  | 1.625       |
| 4   | Tigers FC             | 17 | 7  | 2 | 8  | 36  | 45  | -9   | 23  | 1.352941176 |
| 5   | Majura FC             | 18 | 7  | 3 | 8  | 41  | 36  | 5    | 24  | 1.333333333 |
| 6   | Monaro Panthers FC    | 18 | 7  | 0 | 11 | 50  | 47  | 3    | 21  | 1.166666667 |
| 7   | O'Connor Knights SC   | 18 | 5  | 4 | 9  | 36  | 44  | -8   | 19  | 1.055555556 |
| 8   | Weston Molonglo FC    | 17 | 0  | 0 | 17 | 9   | 143 | -134 | 0   | 0           |

## COMMUNITY LEAGUE DIVISION 1

| POS | TEAM                  | P  | W | FF | D | L | F  | A  | GD  | PTS | PPG          |
|-----|-----------------------|----|---|----|---|---|----|----|-----|-----|--------------|
| 1   | UC Stars Football 12  | 0  | 0 | 0  | 0 | 0 | 0  | 0  | 0   | 0   | #DIV/0! *    |
| 2   | Burns FC 1            | 10 | 9 | 0  | 1 | 0 | 51 | 12 | 39  | 28  | 2.8          |
| 3   | Gungahlin Juventus 5  | 9  | 7 | 0  | 1 | 1 | 30 | 9  | 21  | 22  | 2.4444444444 |
| 4   | Belwest Foxes SC 6    | 11 | 7 | 0  | 1 | 3 | 29 | 27 | 2   | 22  | 2            |
| 5   | Gungahlin United FC 3 | 9  | 3 | 0  | 1 | 5 | 27 | 27 | 0   | 10  | 1.1111111111 |
| 6   | ADFA FC 3             | 9  | 3 | 0  | 1 | 5 | 19 | 27 | -8  | 10  | 1.1111111111 |
| 7   | Belwest Foxes SC 2    | 10 | 3 | 0  | 2 | 5 | 17 | 20 | -3  | 11  | 1.1          |
| 8   | Belnorth FC 6         | 11 | 2 | 0  | 2 | 7 | 14 | 34 | -20 | 8   | 0.7272727272 |
| 9   | Woden Valley SC 13    | 9  | 0 | 0  | 1 | 8 | 4  | 35 | -31 | 1   | 0.1111111111 |

## COMMUNITY LEAGUE DIVISION 2

| POS | TEAM                  | P  | W  | FF | D | L  | F  | A   | GD  | PTS | PPG         |
|-----|-----------------------|----|----|----|---|----|----|-----|-----|-----|-------------|
| 1   | Gungahlin Juventus 4  | 13 | 12 | 0  | 1 | 0  | 75 | 19  | 56  | 37  | 2.846153846 |
| 2   | Belnorth FC 7         | 13 | 12 | 0  | 0 | 1  | 72 | 9   | 63  | 36  | 2.769230769 |
| 3   | ANU FC 21             | 13 | 10 | 0  | 1 | 2  | 71 | 15  | 56  | 31  | 2.384615385 |
| 4   | Woden Valley SC 14    | 13 | 6  | 0  | 1 | 6  | 30 | 35  | -5  | 19  | 1.461538462 |
| 5   | Gungahlin United FC 5 | 12 | 4  | 0  | 3 | 5  | 32 | 43  | -11 | 15  | 1.25        |
| 6   | Gungahlin United FC 4 | 12 | 4  | 0  | 2 | 6  | 34 | 31  | 3   | 14  | 1.166666667 |
| 7   | Majura FC 8           | 12 | 4  | 0  | 1 | 7  | 26 | 35  | -9  | 13  | 1.083333333 |
| 8   | Belwest Foxes SC 5    | 13 | 4  | 0  | 1 | 8  | 31 | 53  | -22 | 13  | 1           |
| 9   | ADFA FC 4             | 10 | 1  | 0  | 0 | 9  | 7  | 51  | -44 | 3   | 0.3         |
| 10  | Belwest Foxes SC 4    | 13 | 0  | 0  | 0 | 13 | 14 | 101 | -87 | 0   | 0           |

## COMMUNITY LEAGUE DIVISION 3 - CUP

| POS | TEAM                   | P  | W  | FF | D | L | F  | A  | GD | PTS | PPG         |
|-----|------------------------|----|----|----|---|---|----|----|----|-----|-------------|
| 1   | O'Connor Knights SC 20 | 13 | 12 | 0  | 0 | 1 | 94 | 19 | 75 | 36  | 2.769230769 |
| 2   | Weston Molonglo FC 4   | 12 | 9  | 0  | 0 | 3 | 48 | 18 | 30 | 27  | 2.25        |
| 3   | ANU FC 9               | 12 | 6  | 0  | 3 | 3 | 42 | 36 | 6  | 21  | 1.75        |
| 4   | Weston Molonglo FC 3   | 11 | 5  | 0  | 1 | 5 | 33 | 34 | -1 | 16  | 1.454545455 |



## COMMUNITY LEAGUE DIVISION 3 - PLATE

| POS | TEAM                 | P  | W | FF | D | L  | F  | A  | GD  | PTS | PPG         |
|-----|----------------------|----|---|----|---|----|----|----|-----|-----|-------------|
| 1   | Belnorth FC 11       | 12 | 5 | 0  | 2 | 5  | 40 | 36 | 4   | 17  | 1.416666667 |
| 2   | Belnorth FC 8        | 12 | 3 | 0  | 3 | 6  | 33 | 38 | -5  | 12  | 1           |
| 3   | Woden Valley SC 15   | 12 | 0 | 0  | 1 | 11 | 13 | 75 | -62 | 1   | 0.083333333 |
| 4   | UC Stars Football 12 | 6  | 0 | 0  | 0 | 6  | 5  | 52 | -47 | 0   | 0 **        |

## COMMUNITY LEAGUE DIVISION 4

| POS | TEAM                       | P  | W  | FF | D | L  | F  | A  | GD  | PTS | PPG         |
|-----|----------------------------|----|----|----|---|----|----|----|-----|-----|-------------|
| 1   | ANU FC 11                  | 11 | 10 | 0  | 0 | 1  | 56 | 7  | 49  | 30  | 2.727272727 |
| 2   | Majura FC 9                | 13 | 10 | 1  | 2 | 1  | 53 | 16 | 37  | 32  | 2.461538462 |
| 3   | ANU FC 10                  | 12 | 6  | 0  | 3 | 3  | 43 | 22 | 21  | 21  | 1.75        |
| 4   | Canberra White Eagles FC 3 | 13 | 6  | 0  | 2 | 5  | 45 | 25 | 20  | 20  | 1.538461538 |
| 5   | Gundaroo Bullocks 1        | 12 | 6  | 0  | 0 | 6  | 37 | 29 | 8   | 18  | 1.5         |
| 6   | Burns FC 4                 | 13 | 6  | 0  | 1 | 6  | 42 | 35 | 7   | 19  | 1.461538462 |
| 7   | Belnorth FC 10             | 13 | 3  | 0  | 1 | 9  | 22 | 58 | -36 | 10  | 0.769230769 |
| 8   | Majura FC 53               | 11 | 2  | 0  | 1 | 8  | 26 | 59 | -33 | 7   | 0.636363636 |
| 9   | ADFA FC 5                  | 10 | 0  | 0  | 0 | 10 | 7  | 80 | -73 | 0   | 0           |

## COMMUNITY LEAGUE DIVISION 5 - CUP

| POS | TEAM                 | P  | W  | FF | D | L | F  | A  | GD | PTS | PPG         |
|-----|----------------------|----|----|----|---|---|----|----|----|-----|-------------|
| 1   | Weston Molonglo FC 5 | 13 | 11 | 1  | 2 | 0 | 60 | 16 | 44 | 35  | 2.692307692 |
| 2   | Lanyon United FC 1   | 13 | 8  | 0  | 2 | 3 | 34 | 24 | 10 | 26  | 2           |
| 3   | ANU FC 12            | 11 | 5  | 0  | 3 | 3 | 36 | 19 | 17 | 18  | 1.636363636 |
| 4   | Majura FC 10         | 11 | 4  | 0  | 1 | 6 | 18 | 26 | -8 | 13  | 1.181818182 |

## COMMUNITY LEAGUE DIVISION 5 - CUP

| POS | TEAM                 | P  | W  | FF | D | L | F  | A  | GD | PTS | PPG         |
|-----|----------------------|----|----|----|---|---|----|----|----|-----|-------------|
| 1   | Weston Molonglo FC 5 | 13 | 11 | 1  | 2 | 0 | 60 | 16 | 44 | 35  | 2.692307692 |
| 2   | Lanyon United FC 1   | 13 | 8  | 0  | 2 | 3 | 34 | 24 | 10 | 26  | 2           |
| 3   | ANU FC 12            | 11 | 5  | 0  | 3 | 3 | 36 | 19 | 17 | 18  | 1.636363636 |
| 4   | Majura FC 10         | 11 | 4  | 0  | 1 | 6 | 18 | 26 | -8 | 13  | 1.181818182 |

## COMMUNITY LEAGUE DIVISION 5 - PLATE

| POS | TEAM                    | P  | W | FF | D | L  | F  | A  | GD  | PTS | PPG         |
|-----|-------------------------|----|---|----|---|----|----|----|-----|-----|-------------|
| 1   | ANU FC 20               | 10 | 3 | 0  | 3 | 4  | 19 | 18 | 1   | 12  | 1.2         |
| 2   | Narrabundah FC 3        | 11 | 3 | 0  | 1 | 7  | 26 | 27 | -1  | 10  | 0.909090909 |
| 3   | Tuggeranong United FC 5 | 11 | 0 | 0  | 0 | 11 | 9  | 72 | -63 | 0   | 0           |

## COMMUNITY LEAGUE DIVISION 6 - CUP

| POS | TEAM                  | P  | W  | FF | D | L | F  | A  | GD  | PTS | PPG         |
|-----|-----------------------|----|----|----|---|---|----|----|-----|-----|-------------|
| 1   | Weston Molonglo FC 20 | 15 | 13 | 0  | 0 | 2 | 64 | 20 | 44  | 39  | 2.6         |
| 2   | ANU FC 13             | 13 | 8  | 0  | 4 | 1 | 40 | 16 | 24  | 28  | 2.153846154 |
| 3   | Belnorth FC 16        | 13 | 6  | 0  | 3 | 4 | 46 | 31 | 15  | 21  | 1.615384615 |
| 4   | Belsouth FC 1         | 13 | 5  | 0  | 1 | 7 | 23 | 46 | -23 | 16  | 1.230769231 |

## COMMUNITY LEAGUE DIVISION 6 - PLATE

| POS | TEAM                   | P  | W | FF | D | L  | F  | A  | GD  | PTS | PPG         |
|-----|------------------------|----|---|----|---|----|----|----|-----|-----|-------------|
| 1   | Yass FC 3              | 13 | 5 | 0  | 2 | 6  | 28 | 39 | -11 | 17  | 1.307692308 |
| 2   | Gungahlin United FC 11 | 13 | 5 | 0  | 0 | 8  | 39 | 44 | -5  | 15  | 1.153846154 |
| 3   | ANU FC 15              | 12 | 3 | 0  | 1 | 8  | 25 | 31 | -6  | 10  | 0.833333333 |
| 4   | ANU FC 14              | 14 | 2 | 0  | 1 | 11 | 20 | 58 | -38 | 7   | 0.5         |



## COMMUNITY LEAGUE D4 - PRE SPLIT

| POS | TEAM                   | P  | W  | FF | D | L  | F  | A  | GD  | PTS | PPG      |
|-----|------------------------|----|----|----|---|----|----|----|-----|-----|----------|
| 1   | O'Connor Knights SC 20 | 11 | 10 | 0  | 0 | 1  | 78 | 19 | 59  | 30  | 2.727273 |
| 2   | Weston Molonglo FC 4   | 10 | 9  | 0  | 0 | 1  | 43 | 11 | 32  | 27  | 2.7      |
| 3   | ANU FC 9               | 10 | 5  | 0  | 3 | 2  | 39 | 24 | 15  | 18  | 1.8      |
| 4   | Weston Molonglo FC 3   | 10 | 4  | 0  | 2 | 4  | 32 | 28 | 4   | 14  | 1.4      |
| 5   | Belnorth FC 11         | 10 | 3  | 0  | 2 | 5  | 28 | 32 | -4  | 11  | 1.1      |
| 6   | Belnorth FC 8          | 10 | 2  | 0  | 2 | 6  | 21 | 34 | -13 | 8   | 0.8      |
| 7   | Woden Valley SC 15     | 11 | 0  | 0  | 1 | 10 | 10 | 70 | -60 | 1   | 0.090909 |
| 8   | UC Stars Football 12   | 4  | 0  | 0  | 0 | 4  | 3  | 36 | -33 | 0   | 0        |

## COMMUNITY LEAGUE D5 - PRE SPLIT

| POS | TEAM                    | P  | GD  | PTS |
|-----|-------------------------|----|-----|-----|
| 1   | Weston Molonglo FC 5    | 10 | 36  | 26  |
| 2   | Lanyon United FC 1      | 10 | 9   | 20  |
| 3   | ANU FC 12               | 9  | 19  | 18  |
| 4   | Majura FC 10            | 9  | -1  | 13  |
| 5   | ANU FC 20               | 10 | 1   | 12  |
| 6   | Narrabundah FC 3        | 10 | -8  | 7   |
| 7   | Tuggeranong United FC 5 | 10 | -56 | 0   |

## COMMUNITY LEAGUE D6 - PRE SPLIT

| POS | TEAM                   | P  | PTS |
|-----|------------------------|----|-----|
| 1   | Weston Molonglo FC 20  | 13 | 33  |
| 2   | ANU FC 13              | 11 | 24  |
| 3   | Belnorth FC 16         | 11 | 20  |
| 4   | Belsouth FC 1          | 11 | 16  |
| 5   | Gungahlin United FC 11 | 11 | 12  |
| 6   | Yass FC 3              | 11 | 11  |
| 7   | ANU FC 15              | 10 | 10  |
| 8   | ANU FC 14              | 12 | 4   |



## ML MASTERS DIVISION 1

| POS | TEAM                  | P  | W | FF | D | L  | F  | A  | GD  | PTS | PPG          |
|-----|-----------------------|----|---|----|---|----|----|----|-----|-----|--------------|
| 1   | Queanbeyan City FC 1  | 12 | 9 | 0  | 1 | 2  | 45 | 27 | 18  | 28  | 2.3333333333 |
| 2   | Weston Molonglo FC 15 | 12 | 7 | 0  | 2 | 3  | 30 | 19 | 11  | 23  | 1.9166666667 |
| 3   | UC Stars Football 14  | 12 | 7 | 0  | 1 | 4  | 43 | 29 | 14  | 22  | 1.8333333333 |
| 4   | ANU FC 16             | 12 | 5 | 0  | 4 | 3  | 27 | 21 | 6   | 19  | 1.5833333333 |
| 5   | Belwest Foxes SC 7    | 12 | 2 | 0  | 2 | 8  | 17 | 38 | -21 | 8   | 0.6666666667 |
| 6   | Lanyon United FC 4    | 12 | 0 | 0  | 2 | 10 | 14 | 42 | -28 | 2   | 0.1666666667 |

## ML MASTERS DIVISION 2

| POS | TEAM                  | P  | W | FF | D | L | F  | A  | GD  | PTS | PPG |
|-----|-----------------------|----|---|----|---|---|----|----|-----|-----|-----|
| 1   | Weston Molonglo FC 16 | 10 | 9 | 0  | 0 | 1 | 42 | 9  | 33  | 27  | 2.7 |
| 2   | Gungahlin United FC 7 | 10 | 6 | 0  | 1 | 3 | 25 | 23 | 2   | 19  | 1.9 |
| 3   | ANU FC 17             | 10 | 5 | 0  | 0 | 5 | 21 | 23 | -2  | 15  | 1.5 |
| 4   | Monaro Panthers FC 5  | 10 | 5 | 0  | 0 | 5 | 18 | 23 | -5  | 15  | 1.5 |
| 5   | Burns FC 5            | 10 | 3 | 0  | 2 | 5 | 16 | 25 | -9  | 11  | 1.1 |
| 6   | Woden Valley SC 2     | 10 | 2 | 0  | 2 | 6 | 20 | 20 | 0   | 8   | 0.8 |
| 7   | Gungahlin United FC 6 | 10 | 2 | 0  | 1 | 7 | 21 | 40 | -19 | 7   | 0.7 |

## ML MASTERS DIVISION 3

| POS | TEAM                    | P  | W  | FF | D | L  | F  | A  | GD  | PTS | PPG          |
|-----|-------------------------|----|----|----|---|----|----|----|-----|-----|--------------|
| 1   | Belsouth FC 4           | 12 | 11 | 1  | 1 | 0  | 56 | 9  | 47  | 34  | 2.8333333333 |
| 2   | Tuggeranong United FC 7 | 12 | 11 | 0  | 1 | 0  | 61 | 16 | 45  | 34  | 2.8333333333 |
| 3   | Belnorth FC 14          | 12 | 9  | 0  | 0 | 3  | 69 | 23 | 46  | 27  | 2.25         |
| 4   | Brindabella Blues FC 3  | 12 | 8  | 0  | 0 | 4  | 55 | 29 | 26  | 24  | 2            |
| 5   | Gungahlin United FC 9   | 12 | 5  | 0  | 1 | 6  | 30 | 36 | -6  | 16  | 1.3333333333 |
| 6   | ANU FC 18               | 12 | 5  | 0  | 1 | 6  | 28 | 34 | -6  | 16  | 1.3333333333 |
| 7   | Weston Molonglo FC 17   | 12 | 4  | 0  | 2 | 6  | 23 | 32 | -9  | 14  | 1.1666666667 |
| 8   | Belnorth FC 15          | 12 | 2  | 1  | 1 | 9  | 13 | 52 | -39 | 7   | 0.5833333333 |
| 9   | Woden Valley SC 3       | 12 | 1  | 0  | 1 | 10 | 12 | 48 | -36 | 4   | 0.3333333333 |
| 10  | Gungahlin United FC 10  | 12 | 0  | 0  | 0 | 12 | 10 | 78 | -68 | 0   | 0            |



## ML WOMENS

| POS | TEAM                  | P  | W | FF | D | L  | F  | A  | GD  | PTS | PPG          |
|-----|-----------------------|----|---|----|---|----|----|----|-----|-----|--------------|
| 1   | Burns FC 8            | 12 | 8 | 0  | 3 | 1  | 59 | 19 | 40  | 27  | 2.25         |
| 2   | South Canberra FC 5   | 12 | 8 | 0  | 1 | 3  | 44 | 16 | 28  | 25  | 2.0833333333 |
| 3   | Majura SC 1           | 12 | 7 | 0  | 2 | 3  | 48 | 19 | 29  | 23  | 1.9166666667 |
| 4   | Weston Molonglo FC 13 | 11 | 4 | 0  | 2 | 5  | 24 | 31 | -7  | 14  | 1.272727273  |
| 5   | Weston Molonglo FC 14 | 12 | 4 | 0  | 0 | 8  | 22 | 57 | -35 | 12  | 1            |
| 6   | Woden Valley SC 6     | 11 | 0 | 0  | 0 | 11 | 9  | 64 | -55 | 0   | 0            |

## O45

| POS | TEAM                   | P  | W  | FF | D | L  | F  | A  | GD  | PTS | PPG          |
|-----|------------------------|----|----|----|---|----|----|----|-----|-----|--------------|
| 1   | ANU FC 19              | 12 | 12 | 0  | 0 | 0  | 43 | 6  | 37  | 36  | 3            |
| 2   | Woden Valley SC 4      | 12 | 8  | 0  | 2 | 2  | 44 | 15 | 29  | 26  | 2.1666666667 |
| 3   | Brindabella Blues FC 2 | 12 | 6  | 0  | 1 | 5  | 22 | 19 | 3   | 19  | 1.5833333333 |
| 4   | Canberra Croatia FC 1  | 12 | 4  | 0  | 1 | 7  | 12 | 20 | -8  | 13  | 1.0833333333 |
| 5   | Woden Valley SC 5      | 12 | 4  | 0  | 0 | 8  | 16 | 41 | -25 | 12  | 1            |
| 6   | Weston Molonglo FC 45  | 12 | 0  | 0  | 0 | 12 | 15 | 51 | -36 | 0   | 0            |

## O45/55

| POS | TEAM                   | P  | W | FF | D | L  | F  | A  | GD  | PTS | PPG          |
|-----|------------------------|----|---|----|---|----|----|----|-----|-----|--------------|
| 1   | Gungahlin United FC 8  | 12 | 9 | 0  | 2 | 1  | 58 | 19 | 39  | 29  | 2.4166666667 |
| 2   | UC Stars Football 16   | 12 | 8 | 0  | 2 | 2  | 58 | 25 | 33  | 26  | 2.1666666667 |
| 3   | Belnorth FC 12         | 12 | 8 | 0  | 2 | 2  | 52 | 23 | 29  | 26  | 2.1666666667 |
| 4   | Lanyon United FC 5     | 12 | 8 | 0  | 1 | 3  | 42 | 21 | 21  | 25  | 2.0833333333 |
| 5   | Burns FC 7             | 12 | 4 | 0  | 1 | 7  | 26 | 34 | -8  | 13  | 1.0833333333 |
| 6   | Belnorth FC 13         | 12 | 2 | 0  | 3 | 7  | 29 | 42 | -13 | 9   | 0.75         |
| 7   | Brindabella Blues FC 1 | 12 | 2 | 0  | 2 | 8  | 22 | 54 | -32 | 8   | 0.6666666667 |
| 8   | Woden Valley SC 1      | 12 | 0 | 0  | 1 | 11 | 12 | 81 | -69 | 1   | 0.0833333333 |

## SL MENS DIVISION 1

| POS | TEAM                 | P  | W  | FF | D | L  | F  | A  | GD  | PTS | PPG         |
|-----|----------------------|----|----|----|---|----|----|----|-----|-----|-------------|
| 1   | Weston Molonglo FC 1 | 14 | 12 | 0  | 2 | 0  | 48 | 8  | 40  | 38  | 2.714285714 |
| 2   | UC Stars Football 6  | 14 | 10 | 0  | 1 | 3  | 48 | 21 | 27  | 31  | 2.214285714 |
| 3   | ANU FC 1             | 15 | 10 | 0  | 2 | 3  | 49 | 26 | 23  | 32  | 2.133333333 |
| 4   | Belnorth FC 4        | 14 | 7  | 0  | 4 | 3  | 45 | 23 | 22  | 25  | 1.785714286 |
| 5   | Gungahlin Juventus 2 | 14 | 8  | 0  | 1 | 5  | 40 | 24 | 16  | 25  | 1.785714286 |
| 6   | Majura FC 6          | 14 | 6  | 0  | 4 | 4  | 35 | 29 | 6   | 22  | 1.571428571 |
| 7   | ADFA FC 1            | 12 | 4  | 0  | 1 | 7  | 16 | 30 | -14 | 13  | 1.083333333 |
| 8   | ANU FC 3             | 15 | 3  | 0  | 2 | 10 | 30 | 40 | -10 | 11  | 0.733333333 |
| 9   | Monaro Panthers FC 3 | 14 | 0  | 0  | 2 | 12 | 10 | 55 | -45 | 2   | 0.142857143 |
| 10  | Woden Valley SC 9    | 14 | 0  | 0  | 1 | 13 | 13 | 78 | -65 | 1   | 0.071428571 |

## SL MENS DIVISION 1 - RES

| POS | TEAM                 | P  | W  | FF | D | L  | F  | A  | GD  | PTS | PPG         |
|-----|----------------------|----|----|----|---|----|----|----|-----|-----|-------------|
| 1   | ANU FC 4             | 13 | 11 | 0  | 1 | 1  | 50 | 14 | 36  | 34  | 2.615384615 |
| 2   | Weston Molonglo FC 2 | 12 | 8  | 0  | 2 | 2  | 60 | 16 | 44  | 26  | 2.166666667 |
| 3   | Gungahlin Juventus 3 | 13 | 8  | 0  | 2 | 3  | 36 | 21 | 15  | 26  | 2           |
| 4   | Belnorth FC 5        | 12 | 7  | 0  | 1 | 4  | 32 | 22 | 10  | 22  | 1.833333333 |
| 5   | UC Stars Football 7  | 12 | 6  | 0  | 2 | 4  | 43 | 26 | 17  | 20  | 1.666666667 |
| 6   | ANU FC 2             | 13 | 6  | 0  | 1 | 6  | 47 | 24 | 23  | 19  | 1.461538462 |
| 7   | Monaro Panthers FC 4 | 12 | 3  | 0  | 1 | 8  | 28 | 40 | -12 | 10  | 0.833333333 |
| 8   | Majura FC 7          | 12 | 1  | 0  | 0 | 11 | 23 | 82 | -59 | 3   | 0.25        |
| 9   | ADFA FC 2            | 11 | 0  | 0  | 0 | 11 | 7  | 81 | -74 | 0   | 0           |

## SL MENS DIVISION 2

| POS | TEAM                    | P  | W  | FF | D | L  | F  | A  | GD  | PTS | PPG         |
|-----|-------------------------|----|----|----|---|----|----|----|-----|-----|-------------|
| 1   | Yass FC 1               | 14 | 13 | 2  | 1 | 0  | 53 | 15 | 38  | 40  | 2.857142857 |
| 2   | Lanyon United FC 1      | 15 | 9  | 0  | 2 | 4  | 34 | 24 | 10  | 29  | 1.933333333 |
| 3   | Cooma SC 1              | 15 | 8  | 0  | 3 | 4  | 37 | 19 | 18  | 27  | 1.8         |
| 4   | Tuggeranong United FC 1 | 14 | 7  | 1  | 1 | 6  | 44 | 33 | 11  | 22  | 1.571428571 |
| 5   | Canberra City SC 1      | 13 | 6  | 0  | 2 | 5  | 34 | 28 | 6   | 20  | 1.538461538 |
| 6   | Weston Molonglo FC 18   | 13 | 5  | 0  | 3 | 5  | 32 | 23 | 9   | 18  | 1.384615385 |
| 7   | UC Stars Football 8     | 13 | 5  | 0  | 2 | 6  | 20 | 17 | 3   | 17  | 1.307692308 |
| 8   | Brindabella Blues FC 4  | 14 | 5  | 0  | 2 | 7  | 23 | 32 | -9  | 17  | 1.214285714 |
| 9   | ANU FC 5                | 16 | 4  | 0  | 2 | 10 | 32 | 45 | -13 | 14  | 0.875       |
| 10  | Canberra Croatia FC 2   | 15 | 0  | 0  | 0 | 15 | 12 | 85 | -73 | 0   | 0           |

## SL MENS DIVISION 2 - RES

| POS | TEAM                    | P  | W  | FF | D | L  | F  | A   | GD  | PTS | PPG         |
|-----|-------------------------|----|----|----|---|----|----|-----|-----|-----|-------------|
| 1   | Yass FC 2               | 13 | 10 | 0  | 1 | 2  | 45 | 13  | 32  | 31  | 2.384615385 |
| 2   | Weston Molonglo FC 19   | 12 | 9  | 0  | 1 | 2  | 39 | 16  | 23  | 28  | 2.333333333 |
| 3   | ANU FC 7                | 16 | 11 | 0  | 1 | 4  | 64 | 23  | 41  | 34  | 2.125       |
| 4   | Canberra City SC 2      | 14 | 9  | 0  | 1 | 4  | 42 | 10  | 32  | 28  | 2           |
| 5   | Brindabella Blues FC 5  | 14 | 8  | 0  | 2 | 4  | 40 | 20  | 20  | 26  | 1.857142857 |
| 6   | UC Stars Football 9     | 13 | 6  | 0  | 3 | 4  | 31 | 19  | 12  | 21  | 1.615384615 |
| 7   | Lanyon United FC 2      | 13 | 5  | 0  | 1 | 7  | 29 | 28  | 1   | 16  | 1.230769231 |
| 8   | Tuggeranong United FC 2 | 14 | 4  | 1  | 0 | 10 | 20 | 39  | -19 | 12  | 0.857142857 |
| 9   | Canberra Croatia FC 3   | 14 | 1  | 0  | 1 | 12 | 9  | 67  | -58 | 4   | 0.285714286 |
| 10  | Cooma SC 2              | 15 | 0  | 0  | 1 | 14 | 16 | 100 | -84 | 1   | 0.066666667 |

## SL MENS DIVISION 3

| POS | TEAM                    | P  | W  | FF | D | L  | F  | A  | GD  | PTS | PPG         |
|-----|-------------------------|----|----|----|---|----|----|----|-----|-----|-------------|
| 1   | ANU FC 6                | 14 | 12 | 0  | 2 | 0  | 50 | 14 | 36  | 38  | 2.714285714 |
| 2   | Belwest Foxes SC 1      | 13 | 7  | 0  | 3 | 3  | 36 | 22 | 14  | 24  | 1.846153846 |
| 3   | UC Stars Football 10    | 13 | 6  | 0  | 5 | 2  | 34 | 21 | 13  | 23  | 1.769230769 |
| 4   | Burns FC 2              | 13 | 7  | 0  | 1 | 5  | 32 | 25 | 7   | 22  | 1.692307692 |
| 5   | Brindabella Blues FC 6  | 13 | 6  | 0  | 4 | 3  | 28 | 23 | 5   | 22  | 1.692307692 |
| 6   | Canberra City SC 3      | 13 | 6  | 0  | 0 | 7  | 39 | 54 | -15 | 18  | 1.384615385 |
| 7   | Woden Valley SC 11      | 14 | 6  | 0  | 1 | 7  | 28 | 31 | -3  | 19  | 1.357142857 |
| 8   | Narrabundah FC 1        | 14 | 3  | 0  | 2 | 9  | 33 | 42 | -9  | 11  | 0.785714286 |
| 9   | Belsouth FC 2           | 14 | 3  | 0  | 0 | 11 | 15 | 46 | -31 | 9   | 0.642857143 |
| 10  | Tuggeranong United FC 3 | 13 | 1  | 0  | 2 | 10 | 21 | 38 | -17 | 5   | 0.384615385 |

## SL MENS DIVISION 4 - RES

| POS | TEAM                    | P  | W  | FF | D | L  | F  | A  | GD  | PTS | PPG         |
|-----|-------------------------|----|----|----|---|----|----|----|-----|-----|-------------|
| 1   | Burns FC 3              | 13 | 12 | 0  | 1 | 0  | 45 | 7  | 38  | 37  | 2.846153846 |
| 2   | Belwest Foxes SC 3      | 13 | 8  | 0  | 1 | 4  | 31 | 23 | 8   | 25  | 1.923076923 |
| 3   | UC Stars Football 11    | 13 | 8  | 0  | 0 | 5  | 33 | 21 | 12  | 24  | 1.846153846 |
| 4   | Narrabundah FC 2        | 14 | 7  | 0  | 4 | 3  | 33 | 20 | 13  | 25  | 1.785714286 |
| 5   | Belsouth FC 3           | 14 | 7  | 0  | 2 | 5  | 44 | 27 | 17  | 23  | 1.642857143 |
| 6   | ANU FC 8                | 14 | 6  | 0  | 1 | 7  | 28 | 39 | -11 | 19  | 1.357142857 |
| 7   | Canberra City SC 4      | 13 | 5  | 0  | 0 | 8  | 19 | 37 | -18 | 15  | 1.153846154 |
| 8   | Woden Valley SC 12      | 14 | 5  | 0  | 1 | 8  | 29 | 42 | -13 | 16  | 1.142857143 |
| 9   | Tuggeranong United FC 4 | 13 | 2  | 0  | 1 | 10 | 15 | 41 | -26 | 7   | 0.538461538 |
| 10  | Brindabella Blues FC 7  | 13 | 1  | 0  | 1 | 11 | 11 | 31 | -20 | 4   | 0.307692308 |

## SL WOMENS DIVISION 1

| POS | TEAM                   | P  | W  | FF | D | L | F  | A  | GD  | PTS | PPG         |
|-----|------------------------|----|----|----|---|---|----|----|-----|-----|-------------|
| 1   | Weston Molonglo FC 6   | 12 | 10 | 1  | 0 | 2 | 27 | 12 | 15  | 30  | 2.5         |
| 2   | UC Stars Football 1    | 12 | 8  | 0  | 2 | 2 | 43 | 15 | 28  | 26  | 2.166666667 |
| 3   | ANU WFC 1              | 12 | 7  | 0  | 2 | 3 | 40 | 19 | 21  | 23  | 1.916666667 |
| 4   | ANU WFC 2              | 12 | 6  | 0  | 4 | 2 | 29 | 19 | 10  | 22  | 1.833333333 |
| 5   | O'Connor Knights SC 1  | 12 | 4  | 0  | 2 | 6 | 16 | 20 | -4  | 14  | 1.166666667 |
| 6   | Gungahlin Juventus 1   | 12 | 2  | 0  | 3 | 7 | 19 | 50 | -31 | 9   | 0.75        |
| 7   | Brindabella Blues FC 9 | 12 | 1  | 0  | 2 | 9 | 15 | 31 | -16 | 5   | 0.416666667 |
| 8   | South Canberra FC 1    | 12 | 0  | 0  | 5 | 7 | 8  | 31 | -23 | 5   | 0.416666667 |

## SL WOMENS DIVISION 2

| POS | TEAM                    | P  | W  | FF | D | L | F  | A  | GD  | PTS | PPG         |
|-----|-------------------------|----|----|----|---|---|----|----|-----|-----|-------------|
| 1   | ANU WFC 3               | 12 | 10 | 0  | 1 | 1 | 36 | 13 | 23  | 31  | 2.583333333 |
| 2   | South Canberra FC 2     | 11 | 6  | 0  | 2 | 3 | 30 | 13 | 17  | 20  | 1.818181818 |
| 3   | Belnorth FC 1           | 11 | 6  | 0  | 1 | 4 | 24 | 13 | 11  | 19  | 1.727272727 |
| 4   | Belwest Foxes SC 9      | 11 | 5  | 1  | 3 | 3 | 17 | 13 | 4   | 18  | 1.636363636 |
| 5   | Weston Molonglo FC 7    | 11 | 5  | 0  | 2 | 4 | 20 | 15 | 5   | 17  | 1.545454545 |
| 6   | ANU WFC 4               | 12 | 4  | 0  | 6 | 2 | 20 | 18 | 2   | 18  | 1.5         |
| 7   | UC Stars Football 3     | 12 | 4  | 0  | 3 | 5 | 27 | 20 | 7   | 15  | 1.25        |
| 8   | Weston Molonglo FC 8    | 10 | 2  | 0  | 2 | 6 | 23 | 43 | -20 | 8   | 0.8         |
| 9   | Brindabella Blues FC 10 | 12 | 1  | 0  | 3 | 8 | 11 | 35 | -24 | 6   | 0.5         |
| 10  | ADFA Queens FC 1        | 10 | 1  | 0  | 1 | 8 | 12 | 37 | -25 | 4   | 0.4         |

## SL WOMENS DIVISION 3

| POS | TEAM                  | P  | W | FF | D | L  | F  | A  | GD  | PTS | PPG         |
|-----|-----------------------|----|---|----|---|----|----|----|-----|-----|-------------|
| 1   | Cooma SC 1            | 12 | 9 | 0  | 2 | 1  | 53 | 13 | 40  | 29  | 2.416666667 |
| 2   | Canberra City SC 1    | 12 | 9 | 0  | 1 | 2  | 48 | 17 | 31  | 28  | 2.333333333 |
| 3   | ANU WFC 6             | 12 | 9 | 0  | 1 | 2  | 29 | 13 | 16  | 28  | 2.333333333 |
| 4   | UC Stars Football 4   | 12 | 7 | 0  | 3 | 2  | 27 | 17 | 10  | 24  | 2           |
| 5   | Weston Molonglo FC 9  | 12 | 7 | 0  | 0 | 5  | 23 | 18 | 5   | 21  | 1.75        |
| 6   | South Canberra FC 3   | 12 | 5 | 0  | 1 | 6  | 22 | 32 | -10 | 16  | 1.333333333 |
| 7   | ANU WFC 5             | 12 | 4 | 0  | 2 | 6  | 26 | 25 | 1   | 14  | 1.166666667 |
| 8   | Belsouth FC 5         | 12 | 3 | 0  | 2 | 7  | 20 | 31 | -11 | 11  | 0.916666667 |
| 9   | Majura FC 2           | 12 | 1 | 0  | 0 | 11 | 8  | 34 | -26 | 3   | 0.25        |
| 10  | Weston Molonglo FC 10 | 12 | 0 | 0  | 0 | 12 | 4  | 60 | -56 | 0   | 0           |

## SL WOMENS DIVISION 4 - CUP

| POS | TEAM                 | P  | W  | FF | D | L | F  | A  | GD | PTS | PPG         |
|-----|----------------------|----|----|----|---|---|----|----|----|-----|-------------|
| 1   | Yass FC 4            | 12 | 11 | 0  | 0 | 1 | 87 | 19 | 68 | 33  | 2.75        |
| 2   | Belsouth FC 6        | 12 | 9  | 0  | 1 | 2 | 50 | 23 | 27 | 28  | 2.333333333 |
| 3   | Monaro Panthers FC 1 | 12 | 9  | 0  | 0 | 3 | 43 | 19 | 24 | 27  | 2.25        |
| 4   | ANU WFC 7            | 12 | 8  | 0  | 2 | 2 | 48 | 24 | 24 | 26  | 2.166666667 |
| 5   | Lanyon United FC 7   | 12 | 6  | 0  | 1 | 5 | 33 | 26 | 7  | 19  | 1.583333333 |
| 6   | ANU WFC 8            | 12 | 5  | 0  | 2 | 5 | 29 | 27 | 2  | 17  | 1.416666667 |



## SL WOMENS DIVISION 4 - PLATE

| POS | TEAM                    | P | W | FF | D | L | F | A | GD | PTS | PPG |
|-----|-------------------------|---|---|----|---|---|---|---|----|-----|-----|
| 1   | South Canberra FC 4     | 2 | 2 | 0  | 0 | 0 | 4 | 2 | 2  | 6   | 3   |
| 2   | Majura FC 3             | 2 | 1 | 0  | 1 | 0 | 7 | 2 | 5  | 4   | 2   |
| 3   | Woden Valley SC 7       | 2 | 1 | 0  | 1 | 0 | 4 | 3 | 1  | 4   | 2   |
| 4   | Tuggeranong United FC 8 | 2 | 0 | 0  | 1 | 1 | 2 | 3 | -1 | 1   | 0.5 |
| 5   | Weston Molonglo FC 11   | 2 | 0 | 0  | 1 | 1 | 1 | 6 | -5 | 1   | 0.5 |
| 6   | UC Stars Football 2     | 2 | 0 | 0  | 0 | 2 | 2 | 4 | -2 | 0   | 0   |

## SL WOMENS DIVISION 5

| POS | TEAM                  | P  | W | FF | D | L | F  | A  | GD  | PTS | PPG         |
|-----|-----------------------|----|---|----|---|---|----|----|-----|-----|-------------|
| 1   | Belwest Foxes SC 10   | 10 | 8 | 0  | 0 | 2 | 35 | 11 | 24  | 24  | 2.4         |
| 2   | Lanyon United FC 6    | 11 | 7 | 1  | 1 | 3 | 38 | 20 | 18  | 22  | 2           |
| 3   | O'Connor Knights SC 2 | 11 | 7 | 0  | 1 | 3 | 19 | 15 | 4   | 22  | 2           |
| 4   | Woden Valley SC 8     | 11 | 6 | 0  | 1 | 4 | 18 | 15 | 3   | 19  | 1.727272727 |
| 5   | ANU WFC 9             | 11 | 6 | 2  | 0 | 5 | 20 | 20 | 0   | 18  | 1.636363636 |
| 6   | Belsouth FC 7         | 10 | 5 | 0  | 0 | 5 | 19 | 19 | 0   | 15  | 1.5         |
| 7   | Weston Molonglo FC 12 | 11 | 3 | 1  | 1 | 7 | 13 | 28 | -15 | 10  | 0.909090909 |
| 8   | Belnorth FC 2         | 10 | 1 | 0  | 3 | 6 | 9  | 16 | -7  | 6   | 0.6         |
| 9   | Monaro Panthers FC 2  | 11 | 1 | 0  | 1 | 9 | 6  | 33 | -27 | 4   | 0.363636364 |

## SL WOMENS DIVISION 6

| POS | TEAM                  | P  | W | FF | D | L  | F  | A  | GD  | PTS | PPG         |
|-----|-----------------------|----|---|----|---|----|----|----|-----|-----|-------------|
| 1   | Belwest Foxes SC 11   | 12 | 8 | 0  | 2 | 2  | 35 | 12 | 23  | 26  | 2.166666667 |
| 2   | Yass FC 5             | 12 | 7 | 0  | 2 | 3  | 25 | 19 | 6   | 23  | 1.916666667 |
| 3   | Majura FC 5           | 12 | 7 | 0  | 1 | 4  | 27 | 21 | 6   | 22  | 1.833333333 |
| 4   | Majura FC 4           | 12 | 6 | 0  | 3 | 3  | 27 | 14 | 13  | 21  | 1.75        |
| 5   | Gungahlin United FC 2 | 12 | 5 | 0  | 3 | 4  | 21 | 15 | 6   | 18  | 1.5         |
| 6   | ANU WFC 10            | 12 | 5 | 0  | 2 | 5  | 19 | 30 | -11 | 17  | 1.416666667 |
| 7   | ANU WFC 11            | 12 | 5 | 0  | 1 | 6  | 24 | 28 | -4  | 16  | 1.333333333 |
| 8   | Gungahlin United FC 1 | 12 | 3 | 0  | 4 | 5  | 14 | 18 | -4  | 13  | 1.083333333 |
| 9   | Belnorth FC 3         | 12 | 1 | 0  | 4 | 7  | 13 | 28 | -15 | 7   | 0.583333333 |
| 10  | Palerang United FC 2  | 12 | 2 | 0  | 0 | 10 | 11 | 31 | -20 | 6   | 0.5         |

## SL WOMENS D4 - PRE SPLIT

| POS | TEAM                    | P  | GD  | PTS |
|-----|-------------------------|----|-----|-----|
| 1   | Yass FC 4               | 10 | 64  | 27  |
| 2   | Belsouth FC 6           | 10 | 27  | 25  |
| 3   | Monaro Panthers FC 1    | 10 | 24  | 24  |
| 4   | ANU WFC 7               | 10 | 24  | 23  |
| 5   | ANU WFC 8               | 10 | 6   | 17  |
| 6   | Lanyon United FC 7      | 10 | 7   | 16  |
| 7   | Majura FC 3             | 10 | -10 | 13  |
| 8   | UC Stars Football 2     | 10 | -13 | 7   |
| 9   | Weston Molonglo FC 11   | 10 | -20 | 7   |
| 10  | Woden Valley SC 7       | 10 | -21 | 6   |
| 11  | Tuggeranong United FC 8 | 10 | -49 | 6   |
| 12  | South Canberra FC 4     | 10 | -39 | 2   |

## U18 OPEN DIVISION 1

| POS | TEAM                                 | P | W | FF | D | L | F  | A  | GD  | PTS | PPG         |
|-----|--------------------------------------|---|---|----|---|---|----|----|-----|-----|-------------|
| 1   | Marist Canberra FC First XI_1        | 7 | 7 | 1  | 0 | 0 | 28 | 5  | 23  | 21  | 3           |
| 2   | Canberra Grammar School First XI_983 | 5 | 4 | 1  | 0 | 1 | 17 | 8  | 9   | 12  | 2.4 *       |
| 3   | Woden Valley SC Rivals_61            | 7 | 5 | 0  | 0 | 2 | 28 | 16 | 12  | 15  | 2.142857143 |
| 4   | Canberra Grammar School_982          | 8 | 4 | 0  | 0 | 4 | 20 | 17 | 3   | 12  | 1.5         |
| 5   | Gungahlin United FC Lightning_18     | 7 | 2 | 1  | 1 | 4 | 13 | 19 | -6  | 7   | 1           |
| 6   | Woden Valley SC Rangers_62           | 7 | 1 | 0  | 1 | 5 | 14 | 31 | -17 | 4   | 0.571428571 |
| 7   | Tigers FC Development_5              | 7 | 0 | 0  | 0 | 7 | 3  | 27 | -24 | 0   | 0           |

## U18 OPEN DIVISION 2

| POS | TEAM                            | P | W | FF | D | L | F  | A  | GD  | PTS | PPG         |
|-----|---------------------------------|---|---|----|---|---|----|----|-----|-----|-------------|
| 1   | Radford College Victory_20      | 0 | 0 | 0  | 0 | 0 | 0  | 0  | 0   | 0   | #DIV/0! **  |
| 2   | Marist Canberra FC Second XI_2  | 8 | 8 | 0  | 0 | 0 | 38 | 1  | 37  | 24  | 3           |
| 3   | St Edmunds First XI_6           | 8 | 5 | 0  | 0 | 3 | 28 | 20 | 8   | 15  | 1.875       |
| 4   | Belsouth FC_9                   | 8 | 5 | 0  | 0 | 3 | 26 | 19 | 7   | 15  | 1.875       |
| 5   | Tuggeranong United FC_27        | 8 | 5 | 0  | 0 | 3 | 24 | 19 | 5   | 15  | 1.875       |
| 6   | Belnorth FC_28                  | 7 | 4 | 0  | 0 | 3 | 18 | 17 | 1   | 12  | 1.714285714 |
| 7   | Majura FC_11                    | 7 | 2 | 0  | 0 | 5 | 18 | 21 | -3  | 6   | 0.857142857 |
| 8   | Gungahlin United FC Cyclones_19 | 8 | 1 | 0  | 0 | 7 | 15 | 43 | -28 | 3   | 0.375       |
| 9   | Monaro Panthers FC_5            | 6 | 0 | 0  | 0 | 6 | 4  | 31 | -27 | 0   | 0 ***       |

## U18 OPEN DIVISION 3

| POS | TEAM                        | P | W | FF | D | L | F  | A  | GD  | PTS | PPG         |
|-----|-----------------------------|---|---|----|---|---|----|----|-----|-----|-------------|
| 1   | Burgmann Anglican School_1  | 7 | 5 | 0  | 0 | 2 | 27 | 9  | 18  | 15  | 2.142857143 |
| 2   | Gungahlin United FC_21      | 8 | 5 | 0  | 2 | 1 | 23 | 15 | 8   | 17  | 2.125       |
| 3   | Radford College_19          | 8 | 4 | 0  | 4 | 0 | 21 | 9  | 12  | 16  | 2           |
| 4   | Yass FC_6                   | 9 | 5 | 0  | 1 | 3 | 15 | 9  | 6   | 16  | 1.777777778 |
| 5   | Canberra Grammar School_981 | 8 | 3 | 0  | 3 | 2 | 13 | 14 | -1  | 12  | 1.5         |
| 6   | Majura FC_12                | 8 | 3 | 0  | 2 | 3 | 15 | 12 | 3   | 11  | 1.375       |
| 7   | Radford College Victory_20  | 6 | 1 | 0  | 3 | 2 | 13 | 14 | -1  | 6   | 1           |
| 8   | Marist Canberra FC_3        | 8 | 2 | 0  | 1 | 5 | 10 | 19 | -9  | 7   | 0.875       |
| 9   | Gungahlin United FC_20      | 8 | 1 | 0  | 2 | 5 | 16 | 28 | -12 | 5   | 0.625       |
| 10  | St Edmunds Second XI_7      | 6 | 0 | 0  | 0 | 6 | 4  | 28 | -24 | 0   | 0 ****      |

## U16 OPEN DIVISON 1

| POS | TEAM                           | P | W | FF | D | L | F  | A  | GD  | PTS | PPG         |
|-----|--------------------------------|---|---|----|---|---|----|----|-----|-----|-------------|
| 1   | Gungahlin United FC Thunder_22 | 8 | 7 | 0  | 0 | 1 | 74 | 2  | 72  | 21  | 2.625       |
| 2   | Marist Canberra FC Royal_4     | 8 | 7 | 0  | 0 | 1 | 42 | 6  | 36  | 21  | 2.625       |
| 3   | Belnorth FC_27                 | 7 | 3 | 0  | 0 | 4 | 17 | 23 | -6  | 9   | 1.285714286 |
| 4   | Radford College_18             | 7 | 3 | 0  | 0 | 4 | 12 | 42 | -30 | 9   | 1.285714286 |
| 5   | Majura FC_14                   | 7 | 1 | 0  | 0 | 6 | 8  | 36 | -28 | 3   | 0.428571429 |
| 6   | Canberra Grammar School_984    | 5 | 0 | 0  | 0 | 5 | 6  | 50 | -44 | 0   | 0           |

## U16 OPEN DIVISON 2

| POS | TEAM                         | P | W | FF | D | L | F  | A  | GD  | PTS | PPG         |
|-----|------------------------------|---|---|----|---|---|----|----|-----|-----|-------------|
| 1   | Woden Valley SC Lightning_60 | 6 | 6 | 0  | 0 | 0 | 37 | 6  | 31  | 18  | 3           |
| 2   | Majura FC_15                 | 7 | 5 | 0  | 2 | 0 | 20 | 10 | 10  | 17  | 2.428571429 |
| 3   | Brindabella Blues FC_15      | 7 | 1 | 0  | 0 | 6 | 10 | 36 | -26 | 3   | 0.428571429 |
| 4   | Marist Canberra FC Sky_5     | 7 | 0 | 0  | 2 | 5 | 7  | 21 | -14 | 2   | 0.285714286 |
| 5   | Canberra Grammar School_984  | 1 | 0 | 0  | 0 | 1 | 2  | 3  | -1  | 0   | 0 *         |

## GIRLS U16 DIVISON 1

| POS | TEAM                             | P | W | FF | D | L | F  | A  | GD  | PTS | PPG         |
|-----|----------------------------------|---|---|----|---|---|----|----|-----|-----|-------------|
| 1   | Belsouth FC Eclipse_24           | 7 | 6 | 0  | 1 | 0 | 34 | 5  | 29  | 19  | 2.714285714 |
| 2   | West Canberra Wanderers FC Red_7 | 8 | 6 | 0  | 1 | 1 | 16 | 5  | 11  | 19  | 2.375       |
| 3   | Brindabella Blues FC_13          | 7 | 3 | 0  | 2 | 2 | 19 | 8  | 11  | 11  | 1.571428571 |
| 4   | Radford College_4                | 7 | 3 | 0  | 1 | 3 | 13 | 18 | -5  | 10  | 1.428571429 |
| 5   | Majura FC_16                     | 6 | 1 | 0  | 1 | 4 | 6  | 9  | -3  | 4   | 0.666666667 |
| 6   | Woden Valley SC United_19        | 6 | 0 | 0  | 0 | 6 | 1  | 19 | -18 | 0   | 0           |
| 7   | Gunghahlin United FC Matildas_13 | 3 | 0 | 0  | 0 | 3 | 0  | 25 | -25 | 0   | 0 *         |

## GIRLS U16 DIVISON 2

| POS | TEAM                             | P | W | FF | D | L | F  | A  | GD  | PTS | PPG         |
|-----|----------------------------------|---|---|----|---|---|----|----|-----|-----|-------------|
| 1   | Belnorth FC_26                   | 8 | 8 | 0  | 0 | 0 | 43 | 21 | 22  | 24  | 3           |
| 2   | Brindabella Blues FC_14          | 6 | 5 | 0  | 0 | 1 | 27 | 6  | 21  | 15  | 2.5 **      |
| 3   | Weston Molonglo FC_30            | 8 | 5 | 0  | 2 | 1 | 32 | 8  | 24  | 17  | 2.125       |
| 4   | Majura FC_18                     | 8 | 5 | 0  | 1 | 2 | 23 | 15 | 8   | 16  | 2           |
| 5   | Radford College_5                | 8 | 5 | 0  | 0 | 3 | 26 | 25 | 1   | 15  | 1.875       |
| 6   | Majura FC_17                     | 7 | 2 | 0  | 2 | 3 | 16 | 23 | -7  | 8   | 1.142857143 |
| 7   | Canberra Girls Grammar_12        | 7 | 2 | 0  | 0 | 5 | 21 | 22 | -1  | 6   | 0.857142857 |
| 8   | Belsouth FC Impact_25            | 7 | 1 | 0  | 1 | 5 | 9  | 19 | -10 | 4   | 0.571428571 |
| 9   | Woden Valley SC Spurs_20         | 7 | 1 | 0  | 0 | 6 | 10 | 26 | -16 | 3   | 0.428571429 |
| 10  | Belsouth FC Fusion_26            | 8 | 1 | 0  | 0 | 7 | 6  | 42 | -36 | 3   | 0.375       |
| 11  | Gunghahlin United FC Matildas_13 | 2 | 0 | 0  | 0 | 2 | 3  | 9  | -6  | 0   | 0 ***       |



## GIRLS U18 DIVISON 1

| POS | TEAM                             | P | W | FF | D | L | F  | A  | GD  | PTS | PPG         |
|-----|----------------------------------|---|---|----|---|---|----|----|-----|-----|-------------|
| 1   | Brindabella Blues FC_11          | 6 | 6 | 0  | 0 | 0 | 34 | 2  | 32  | 18  | 3 *         |
| 2   | Weston Molonglo FC_31            | 8 | 7 | 0  | 1 | 0 | 42 | 4  | 38  | 22  | 2.75        |
| 3   | Woden Valley SC United_21        | 7 | 5 | 0  | 2 | 0 | 28 | 7  | 21  | 17  | 2.428571429 |
| 4   | Gungahlin United FC Dash_12      | 8 | 4 | 0  | 0 | 4 | 24 | 39 | -15 | 12  | 1.5         |
| 5   | Canberra Croatia FC_10           | 8 | 3 | 0  | 1 | 4 | 15 | 11 | 4   | 10  | 1.25        |
| 6   | Radford College_6                | 8 | 3 | 0  | 1 | 4 | 21 | 23 | -2  | 10  | 1.25        |
| 7   | Canberra Girls Grammar School_17 | 8 | 3 | 0  | 1 | 4 | 11 | 30 | -19 | 10  | 1.25        |
| 8   | Majura FC_13                     | 8 | 2 | 0  | 2 | 4 | 18 | 21 | -3  | 8   | 1           |
| 9   | Canberra Grammar School_992      | 7 | 0 | 0  | 1 | 6 | 6  | 31 | -25 | 1   | 0.142857143 |
| 10  | Woden Valley SC Rebels_22        | 8 | 0 | 0  | 1 | 7 | 7  | 38 | -31 | 1   | 0.125       |



# FINANCIAL STATEMENTS



**ACT FOOTBALL FEDERATION LIMITED**

**ABN 16 413 452 268**

**FINANCIAL REPORT  
FOR THE YEAR ENDED  
31 DECEMBER 2021**

**DIRECTORS REPORT**

Your Board of Directors present this report on the ACT Football Federation Limited (the Federation) for the financial year ended 31 December 2021.

**Directors**

The names of each person who had been a director during the year or at the date of this report are:

|  |                                   |
|--|-----------------------------------|
| Fran Sankey- Chair                                     | Angelo Konstantinou- Deputy Chair |
| Richard Naumovski (resigned 20 July 2021)              | Grace Gill                        |
| Gary Vandeburgt  | Justin Webb                       |
| Jodie Newall (appointment completed 2021 AGM)          |                                   |
| Georgia Briggs (appointed 25 August 2021 to AGM 2024). |                                   |

Directors have been in office since the start of the financial year to the date of this report unless otherwise stated.

**Principal Activities**

The principal activities of the Federation during the financial year included administering and developing the code of football.

**Operating Results**

Total comprehensive surplus of the Federation for the year amounted to \$116,015 (2020 deficit: \$205,819).

**Review of Operations**

A review of operations of the Federation during the financial year indicated that there had been changes to operations during the financial year due to the impacts of the COVID-19 pandemic.

In August 2021, the ACT Government issued public health orders limiting physical interaction resulting in the football season concluding early. Travel and border restrictions and COVID-19 safety requirements resulted in major events being cancelled and/or significant increases in expenses for some program operations.

Football Australia which has historically returned a part of the National Registration Fee to Member Federations to support delivery of programs to promote and develop football significantly reduced the funding distribution for the financial year.

These factors combined in a significant reduction in revenue for Capital Football.

Government stimulus initiatives supported Capital Football's operation in 2021, notably the ACT Government Business Support Program.

**Significant Changes in State of Affairs**

No significant changes in the Federation's state of affairs during the financial year.



## DIRECTORS REPORT

### After Balance Date Events

No matters or circumstances have arisen since the end of the financial year which significantly affected or may significantly affect the operations of the Federation, the results of those operations, or the state of affairs of the Federation in future financial years.

### Future Developments

The Federation expects to maintain the present status and level of operations and hence there are no likely future developments in the entity's operations.

### Information on Directors

#### Fran Sankey

##### Qualifications:

##### Experience:

#### Board Member (elected May 2021 to AGM 2024)

Executive Master of Public Administration; Diploma of Project Management  
Chair of the Board of Capital Football - elected Chair April 2019 March 2013 to May 2020, Chair of the Finance, Audit and Risk Management Committee;  
2013-2017, Deputy Chair of the Board of Capital Football  
November 2018 to November 2020, Member, FFA Women's Football Council, elected November 2018  
2008 to 2013: Women's Chair, Weston Creek Soccer Club;  
2008 to 2013: Chair, Women's Standing Advisory Committee, Capital Football;  
2004 to 2006: Board Member, Women's Soccer Canberra Board;  
2002 to 2003: Sports Convenor, Soccer, 9th Australian Masters Games.

#### Jodie Newall

##### Qualifications:

##### Experience:

#### Board Member (appointed 5 August 2019 to AGM 2021)

Bachelor of Commerce (Corporate Sustainability), Bachelor of Laws, Admitted to practice as a solicitor of the ACT Supreme Court  
Legal Advisor – Australian Trade and Investment Commission, Previous: Solicitor – Mills Oakley  
Australian equestrian representative  
Member of various high-performance programs – ACTAS, NSWIS, Equestrian Australia  
NCAS equestrian coach and NOAS dressage judge  
Long-term contributions across various community organisations.

## DIRECTORS REPORT

### Richard Naumovski

##### Qualifications:

##### Experience:

### Grace Gill

##### Experience:

### Angelo Konstantinou

##### Experience:

### Justin Webb

##### Qualifications:

##### Experience:

#### Board Member (elected 3 May 2021 to AGM 2024 – Resigned 20 July 2021)

Associate Diploma Accounting  
FFA Referee (1999-current); Capital Football Referee  
Standing and Advisory Committee Chair (2012-2015);  
Capital Football Referee Administrator 2010;  
Coach Gungahlin United (2017-Current).

#### Board Member (elected 8 April 2019 to AGM 2022)

2021 – Paramount +, Channel 10 Commentary team  
Stan Sports analyst and pundit  
2020: Brass Neck Broadcast Commentary Training and Opportunities Program  
2019: Australian Institute of Company Directors and Professional Footballers Australian, Women in Leadership Governance Training  
2019: Australian Institute of Company Directors and ACT Office for Women, Audrey Fagan Board Directorship short course  
2019: Women's Working Group Chair  
2008-2015: Canberra United player  
2008: Matildas player 2008  
2006-2007: Young Matildas player.

#### Board Member (elected 20 May 2020 to AGM in 2023) (Deputy Chair)

Self Employed Company Director (20 years)  
Chief Technology Officer (Viva Leisure / Club Lime Group)  
Hellenic Club Board Member since October 2017  
Canberra Olympic Committee to 2016  
Board member of ACT Futsal Incorporated to 2004.

#### Board Member (elected 20 May 2020 to AGM in 2023)

Member of the Institute of Company Directors of Australia,  
Certified Investment Management Analyst,  
Member of the Institute of Chartered Accountants Australia & New Zealand  
Bachelor of Economics  
Bachelor of Commerce  
May 2020 to present, Chair of the Finance Audit and Risk Management Committee  
Director of a global infrastructure manager  
Over 20 years' experience in understanding, analysing, and preparing financial statements  
Current member of three investment committees overseeing over A\$5 billion of funds under management  
Former player in ACT premier league and premier futsal league.

## DIRECTORS REPORT

### Gary Vandeburgt

#### Qualifications:

#### Board Member (elected 8 April 2019 to AGM 2022)

Bachelor Applied Science (Sports Media)  
FFA Referee (1995-2020)  
Soccer Canberra Men's League Manager (2002-05),  
20 years Sports Administration experience across State,  
National and Government organisations.

### Georgia Briggs

#### Qualifications:

#### Board Member (appointed 25 August 2021 to AGM 2024)

2021: Masters in Law, 2020: PhD in Law (in progress) University of Canberra  
2018: Admitted as Solicitor, High Court of Australia  
2016: Masters of Teaching Charles Sturt University – first year completed (not continuing) 2015: Admitted as Solicitor, ACT Supreme Court, 2015: Graduate Diploma in Legal Practice, College of Law – Completed, 2015: Bachelor of Laws (Honours)/ Bachelor of Arts, University of Canberra – Completed, 2014: Registered Justice of the Peace (ACT)  
January 2021- Present - Briggs Law  
Position: Principal Solicitor. Criminal Law, Family Law, Wills & Estates and Migration Law  
2016 - January 2021 – various legal firms - Elringtons Lawyers; Director or Public Prosecutions; Herring & Associates – Lawyers  
Positions: Family and Criminal Lawyer, Prosecutor, Solicitor  
August 2019- Current, University of Canberra  
Position: Tutor and Marker Duties: teaching 2-3 two hour tutorials each week. Occasional guest lecturing. Marking assignments.

#### Experience:

### Meetings of Directors

During the financial year, nine regular meetings of directors were held. Due to COVID-19, these were held by a combination of face to face and videoconference meetings. Attendance by each director was as follows:

| Directors' Meetings |                                       |                             |
|---------------------|---------------------------------------|-----------------------------|
|                     | Number of meetings eligible to attend | Number of meetings attended |
| Directors –         |                                       |                             |
| Fran Sankey         | 9                                     | 9                           |
| Angelo Konstantinou | 9                                     | 9                           |
| Richard Naumovski   | 5                                     | 5                           |
| Grace Gill          | 9                                     | 7                           |
| Gary Vandeburgt     | 9                                     | 9                           |
| Justin Webb         | 9                                     | 9                           |
| Jodie Newall        | 3                                     | 3                           |
| Georgia Briggs      | 4                                     | 4                           |

## DIRECTORS REPORT

In addition to regular directors' meetings, ad-hoc meetings were held to discuss important matters the impact of COVID-19. Attendance by each director was as follows:

| Directors' Meetings |                                       |                             |
|---------------------|---------------------------------------|-----------------------------|
|                     | Number of meetings eligible to attend | Number of meetings attended |
| Directors –         |                                       |                             |
| Fran Sankey         | 4                                     | 4                           |
| Angelo Konstantinou | 4                                     | 4                           |
| Richard Naumovski   | 1                                     | 1                           |
| Grace Gill          | 4                                     | 4                           |
| Gary Vandeburgt     | 4                                     | 4                           |
| Justin Webb         | 4                                     | 4                           |
| Jodie Newall        | -                                     | -                           |
| Georgia Briggs      | 3                                     | 3                           |

### Indemnifying Officers or Auditor

Except to the extent permitted by law, no indemnities have been given or insurance premiums paid, during or since the end of the financial year, for any person who is or has been an officer or auditor of the Federation.

### Proceedings on Behalf of the Federation

No person has applied for leave of a Court to bring proceedings on behalf of the Federation or intervene in any proceedings to which the Federation is a party for the purpose of taking responsibility on behalf of the Federation for all or any of those proceedings.

The Federation was not a party to any such proceedings during the year.

### Auditor's Independence Declaration

The lead auditor's independence declaration for the year ended 31 December 2021 has been received and can be found on page 8 of the Financial Report.

Signed in accordance with a resolution of the Board of Directors:




.....  
Dated this 14th day of April 2022.

## DIRECTORS DECLARATION


The directors of the Federation declare that:

1. The financial statements and notes, as set out on pages 9 to 25 are in accordance with the *Corporations Act 2001* and:
  - (a) comply with Australian Accounting Standards; and
  - (b) give a true and fair view of the financial position as at 31 December 2021 and of the performance for the year ended on that date of the Federation;
2. In the directors' opinion there are reasonable grounds to believe that the Federation will be able to pay its debts as and when they become due and payable.

This declaration is made in accordance with a resolution of the Board of Directors as required by s295 of the *Corporations Act 2001*.



.....  
Dated this 14th day of April 2022.



.....



AccountAbility (ACT) Pty Ltd  
ACN: 088 095 354

PO Box 776, Mitchell ACT 2911

Telephone: 02 6170 6870

Email: [admin@accountability-act.com.au](mailto:admin@accountability-act.com.au)  
[www.accountability-act.com.au](http://www.accountability-act.com.au)

Liability limited by a scheme approved under  
Professional Standards Legislation

## AUDITORS' INDEPENDENCE DECLARATION UNDER SECTION 307C OF THE CORPORATIONS ACT 2001 TO THE DIRECTORS OF ACT FOOTBALL FEDERATION LIMITED

I declare that, to the best of my knowledge and belief, during the year ended 31 December 2021 there have been:

- (a) no contraventions of the auditors' independence requirements as set out in the *Corporations Act 2001* in relation to the audit, and
- (b) no contraventions of any applicable code of professional conduct in relation to the audit.

AccountAbility



Anthony Wilson  
Registered Company Auditor  
Canberra, ACT  
14 April 2022

ACT FOOTBALL FEDERATION LIMITED  
(A COMPANY LIMITED BY GUARANTEE)  
ABN 16 413 452 268

STATEMENT OF COMPREHENSIVE INCOME  
FOR THE YEAR ENDED  
31 DECEMBER 2021

|   | NOTE | 2021<br>\$       | 2020<br>\$       |
|---|------|------------------|------------------|
| <b>Revenue</b>  |      |                  |                  |
| Registration  |      | 2,251,381        | 1,726,869        |
| Grants  |      | 645,649          | 567,220          |
| Operations  |      | 318,589          | 133,187          |
| Corporate   |      | 637,987          | 410,109          |
| Resources received free of charge                         |      | 50,286           | 42,057           |
| Government stimulus funding                               |      | 148,650          | 448,000          |
| <b>Total revenue</b>                                      |      | <b>4,052,543</b> | <b>3,327,442</b> |
| <b>Expenses</b>   |      |                  |                  |
| Registration  | 2    | 473,308          | 404,927          |
| Operations  | 3    | 627,108          | 501,105          |
| Corporate   | 4    | 176,403          | 172,708          |
| Accounts, finance & legal                                 | 5    | 33,973           | 12,277           |
| Administration  | 6    | 284,361          | 203,489          |
| Depreciation  |      | 72,438           | 84,058           |
| Logistics   | 7    | 189,784          | 129,456          |
| Staff & contractors                                       | 8    | 2,133,072        | 2,024,540        |
| Miscellaneous   |      | 80               | 701              |
| <b>Total expenses</b>                                     |      | <b>3,990,527</b> | <b>3,533,261</b> |
| <b>Surplus/(deficit) for the year</b>                     |      | <b>62,015</b>    | <b>(205,819)</b> |
| <b>Other comprehensive income</b>                         |      |                  |                  |
| Revaluation increment to property asset                   | 12   | 54,000           | -                |
| <b>Total comprehensive surplus/(deficit) for the year</b> |      | <b>116,015</b>   | <b>(205,819)</b> |

The accompanying notes form part of these financial statements

ACT FOOTBALL FEDERATION LIMITED  
(A COMPANY LIMITED BY GUARANTEE)  
ABN 16 413 452 268

STATEMENT OF FINANCIAL POSITION  
AS AT 31 DECEMBER 2021

|                                      | NOTE | 2021<br>\$       | 2020<br>\$       |
|--------------------------------------|------|------------------|------------------|
| <b>ASSETS</b>                        |      |                  |                  |
| <b>CURRENT ASSETS</b>                |      |                  |                  |
| Cash and cash equivalents            | 9    | 2,885,377        | 2,805,400        |
| Trade and other receivables          | 10   | 279,937          | 192,995          |
| Inventories                          |      | 30,305           | 20,540           |
| Other current assets                 | 11   | 135,555          | 20,307           |
| <b>TOTAL CURRENT ASSETS</b>          |      | <b>3,331,174</b> | <b>3,039,242</b> |
| <b>NON-CURRENT ASSETS</b>            |      |                  |                  |
| Property, plant and equipment        | 12   | 1,240,928        | 1,250,942        |
| Right of use assets                  | 13   | 11,231           | 19,655           |
| <b>TOTAL NON-CURRENT ASSETS</b>      |      | <b>1,252,159</b> | <b>1,270,597</b> |
| <b>TOTAL ASSETS</b>                  |      | <b>4,583,333</b> | <b>4,309,839</b> |
| <b>LIABILITIES</b>                   |      |                  |                  |
| <b>CURRENT LIABILITIES</b>           |      |                  |                  |
| Trade and other payables             | 14   | 517,342          | 232,824          |
| Lease liabilities                    |      | 13,013           | 22,268           |
| Other liabilities – unearned income  |      | 288,718          | 397,131          |
| Provision for employee benefits      | 15   | 72,743           | 64,229           |
| <b>TOTAL CURRENT LIABILITIES</b>     |      | <b>891,816</b>   | <b>716,452</b>   |
| <b>NON-CURRENT LIABILITIES</b>       |      |                  |                  |
| Provision for employee benefits      | 15   | 32,095           | 49,980           |
| <b>TOTAL NON-CURRENT LIABILITIES</b> |      | <b>32,095</b>    | <b>49,980</b>    |
| <b>TOTAL LIABILITIES</b>             |      | <b>923,911</b>   | <b>766,432</b>   |
| <b>NET ASSETS</b>                    |      | <b>3,659,422</b> | <b>3,543,407</b> |
| <b>EQUITY</b>                        |      |                  |                  |
| Retained earnings                    |      | 3,484,928        | 3,422,913        |
| Asset revaluation reserve            |      | 174,494          | 120,494          |
| <b>TOTAL EQUITY</b>                  |      | <b>3,659,422</b> | <b>3,543,407</b> |

The accompanying notes form part of these financial statements

ACT FOOTBALL FEDERATION LIMITED  
(A COMPANY LIMITED BY GUARANTEE)  
ABN 16 413 452 268

STATEMENT OF CHANGES IN EQUITY  
FOR THE YEAR ENDED 31 DECEMBER 2021

|                                    | Retained<br>Earnings | Asset<br>Revaluation<br>Reserve | Total            |
|------------------------------------|----------------------|---------------------------------|------------------|
|                                    | \$                   | \$                              | \$               |
| <b>Balance at 1 January 2020</b>   | 3,628,732            | 120,494                         | 3,749,226        |
| Deficit for the period             | (205,819)            | -                               | (205,819)        |
| Other comprehensive income         | -                    | -                               | -                |
| <b>Balance at 31 December 2020</b> | 3,422,913            | 120,494                         | 3,543,407        |
| Surplus for the period             | 62,015               | -                               | 62,015           |
| Other comprehensive income         | -                    | 54,000                          | 54,000           |
| <b>Balance at 31 December 2021</b> | <u>3,484,928</u>     | <u>174,494</u>                  | <u>3,659,422</u> |

The accompanying notes form part of these financial statements

ACT FOOTBALL FEDERATION LIMITED  
(A COMPANY LIMITED BY GUARANTEE)  
ABN 16 413 452 268

STATEMENT OF CASH FLOWS  
FOR THE YEAR ENDED 31 DECEMBER 2021

|  | NOTE | 2021<br>\$       | 2020<br>\$       |
|--|------|------------------|------------------|
| <b>CASH FLOW FROM OPERATING ACTIVITIES</b>           |      |                  |                  |
| Receipts in the course of operations                 |      | 3,400,747        | 3,752,732        |
| Payments to suppliers and employees                  |      | (3,775,897)      | (4,167,533)      |
| Interest received                                    |      | 21,404           | 32,636           |
| Other income   |      | 443,599          | 292,057          |
|  |      | <hr/>            | <hr/>            |
| Net cash generated by/(used in) operating activities | 16   | 89,853           | (90,108)         |
| <b>CASH FLOW FROM INVESTING ACTIVITIES</b>           |      |                  |                  |
| Purchase of property, plant and equipment            |      | -                | (16,284)         |
|  |      | <hr/>            | <hr/>            |
| Net cash generated by/(used in) investing activities |      | -                | (16,284)         |
| <b>CASH FLOW FROM FINANCING ACTIVITIES</b>           |      |                  |                  |
| Repayment of lease liabilities                       |      | (9,876)          | (9,876)          |
|  |      | <hr/>            | <hr/>            |
| Net cash generated by/(used in) investing activities |      | (9,876)          | (9,876)          |
| <i>Net increase/(decrease) in cash held</i>          |      | 79,977           | (116,268)        |
| <b>Cash at beginning of the financial year</b>       |      | 2,805,400        | 2,921,668        |
| <b>Cash at end of the financial year</b>             | 9    | <u>2,885,377</u> | <u>2,805,400</u> |

The accompanying notes form part of these financial statements



NOTES TO THE FINANCIAL STATEMENTS  
FOR THE YEAR ENDED 31 DECEMBER 2021

**NOTE 1. STATEMENT OF SIGNIFICANT ACCOUNTING POLICIES**

The financial report is for ACT Football Federation Limited as an individual entity, incorporated and domiciled in the Australian Capital Territory. The Federation is a company limited by guarantee.

**Basis of Preparation**

The financial report is a general-purpose financial report that has been prepared in accordance with Australian Accounting Standards-Reduced Disclosure Requirements, Australian Accounting Interpretations, other authoritative pronouncements of the Australian Accounting Standards Board and the *Corporations Act 2001*.

Australian Accounting Standards-Reduced Disclosure Requirements set out accounting policies that the AASB has concluded would result in a financial report containing relevant and reliable information about transactions, events and conditions to which they apply. Compliance with Australian Accounting Standards-Reduced Disclosure Requirements ensures that the financial statements and notes also comply with International Financial Reporting Standards. Material accounting policies adopted in the preparation of this financial report are presented below. They have been consistently applied unless otherwise stated.

The financial report has been prepared on an accruals basis and is based on historical costs, modified, where applicable, by the measurement at fair value of selected non-current assets, financial assets and financial liabilities.

**Accounting Policies**

**(a) Revenue**

Revenue recognised under AASB 15 is measured at the amount which the Federation expects to receive in consideration for satisfying performance obligations to a customer. A performance obligation is the distinct good or service defined within the contract with a customer. The transaction price is allocated to one or more performance obligations contained within the contract, with revenue being recognised as or when the performance obligation is satisfied.

While the Federation acknowledges the contributions made by volunteers in its continued operations, the difficulty and significant cost associated with trying to reliably measure these contributions means that the Federation has elected not to record these amounts in its financial statements.

*Timing of Revenue Recognition*

Revenue is recognised either at a point in time or over time, when (or as) the entity satisfies performance obligations by transferring the promised goods or services to its customers.

NOTES TO THE FINANCIAL STATEMENTS  
FOR THE YEAR ENDED 31 DECEMBER 2021

**NOTE 1. STATEMENT OF SIGNIFICANT ACCOUNTING POLICIES (Continued)**

**(a) Revenue (Continued)**

If the entity satisfies a performance obligation before it receives the consideration, the entity recognises either a contract asset or a receivable in its statement of financial position, depending on whether something other than the passage of time is required before the consideration is due.

All revenue is stated net of the amount of goods and services tax (GST).

**(b) Cash and Cash Equivalents**

Cash and cash equivalents include cash on hand, deposits held at-call with banks, other short-term highly liquid investments with original maturities of three months or less, and bank overdrafts.

**(c) Inventories**

Inventories consist of football equipment and promotional materials which are measured at the lower of cost and net realisable value.

**(d) Property, Plant and Equipment**

Each class of plant and equipment is carried at cost or fair values as indicated, less, where applicable, any accumulated depreciation and impairment losses.

**Plant and Equipment**

Plant and equipment are measured on the cost basis less depreciation and impairment losses.

The carrying amount of plant and equipment is reviewed annually by the directors to ensure it is not in excess of the recoverable amount from these assets. The recoverable amount is assessed on the basis of the expected net cash flows that will be received from the assets employment and subsequent disposal. The expected net cash flows have been discounted to present values in determining recoverable amounts.

Plant and equipment that have been contributed at no cost, or for nominal cost are valued at the fair value of the asset at the date it is acquired.

**Depreciation**

The depreciable amount of all fixed assets including buildings and capitalised lease assets is depreciated on a declining-balance method basis over the asset's useful life to the entity commencing from the time the asset is held ready for use. Leasehold improvements are depreciated over either the unexpired period of the lease or the estimated useful lives of the improvements, whichever best reflects the expected utilisation of the asset.

NOTES TO THE FINANCIAL STATEMENTS  
FOR THE YEAR ENDED 31 DECEMBER 2021

**NOTE 1. STATEMENT OF SIGNIFICANT ACCOUNTING POLICIES (Continued)**

The depreciation rates used for each class of depreciable assets are:

| Class of Fixed Asset      | Depreciation Rate |
|---------------------------|-------------------|
| Buildings                 | 1.0%              |
| Hawker Oval Redevelopment | 2.5 – 14.3%       |
| Equipment and fittings    | 20.0% - 33.0%     |
| Motor vehicles            | 20%.              |

The assets' residual values and useful lives are reviewed, and adjusted if appropriate, at each reporting date.

Asset classes carrying amount is written down immediately to its recoverable amount if the asset's carrying amount is greater than its estimated recoverable amount.

Gains and losses on disposal of assets are determined by comparing the proceeds on sale with the carrying amount of the asset. These gains or losses are included in the income statement. When a revalued asset is sold, amounts previously credited to the Asset Revaluation Reserve relating to that asset are transferred to Retained Earnings.

**(e) Impairment of Assets**

At each reporting date, the Federation reviews the carrying values of its tangible assets to determine whether there is any indication that those assets have been impaired. If such an indication exists, the recoverable amount of the asset, being the higher of the asset's fair value less costs to sell and value in use, is compared to the asset's carrying value. Any excess of the asset's carrying value over its recoverable amount is expensed to the Income Statement.

Where future economic benefits of the asset are not primarily dependent upon the asset's ability to generate net cash inflows and when the entity would, if deprived of the asset, replace its remaining future economic benefits, value in use is depreciated replacement cost of an asset.

Where it is not possible to estimate the recoverable amount of an asset class, the Federation estimates the recoverable amount of the cash-generating unit to which the class of asset belongs.

**(f) Employee Benefits**

Provision is made for the Federation's liability for employee benefits arising from services rendered by employees to the reporting date. Employee benefits expected to be settled within one year together with benefits arising from wages, salaries and annual leave which may be settled after one year, have been measured at the amounts expected to be paid when the liability is settled. Other employee benefits payable later than one year have been measured at the net present value.

Contributions are made by the Federation to an employee's superannuation fund and are charged as expenses when incurred.

NOTES TO THE FINANCIAL STATEMENTS  
FOR THE YEAR ENDED 31 DECEMBER 2021

**NOTE 1. STATEMENT OF SIGNIFICANT ACCOUNTING POLICIES (Continued)**

**(g) Provisions**

Provisions are recognised when the Federation has a legal or constructive obligation, as a result of past events, for which it is probable that an outflow of economic benefits will result and that outflow can be reliably measured.

Provisions recognised represent the best estimate of the amounts required to settle the obligation at the end of the reporting period.

**(h) Leases**

Leases of fixed assets, where substantially all the risks and benefits incidental to the ownership of the asset, but not the legal ownership, are transferred to the entity are classified as finance leases.

Finance leases are capitalised, recording an asset and a liability equal to the present value of the minimum lease payments, including any guaranteed residual values.

Leased assets are depreciated on a diminishing-balance basis over their estimated useful lives where it is likely that the entity will obtain ownership of the asset. Lease payments are allocated between the reduction of the lease liability and the lease interest expense for the period.

**(i) Financial Instruments**

Financial assets and financial liabilities are recognised when the entity becomes a party to the contractual provisions to the instrument. For financial assets, this is equivalent to the date that the Federation commits itself to either purchase or sell the asset (i.e., trade date accounting is adopted).

Financial instruments are initially measured at fair value plus transactions costs except where the instrument is classified 'at fair value through profit or loss' in which case transaction costs are expensed to profit or loss immediately.

*Classification and subsequent measurement*

Finance instruments are subsequently measured at either fair value, amortised cost using the effective interest rate method or cost. *Fair value* represents the amount for which an asset could be exchanged or a liability settled, between knowledgeable, willing parties. Where available, quoted prices in an active market are used to determine fair value. In other circumstances, valuation techniques are adopted.

NOTES TO THE FINANCIAL STATEMENTS  
FOR THE YEAR ENDED 31 DECEMBER 2021

NOTE 1. STATEMENT OF SIGNIFICANT ACCOUNTING POLICIES (Continued)

*Amortised cost* is calculated as:

- i. the amount at which the financial asset or financial liability is measured at initial recognition;
- ii. less principal repayments;
- iii. plus or minus the cumulative amortisation of the difference, if any, between the amount initially recognised and the maturity amount calculated using the *effective interest method*; and
- iv. less any reduction for impairment.

The *effective interest method* is used to allocate interest income or interest expense over the relevant period and is equivalent to the rate that exactly discounts estimated future cash payments or receipts (including fees, transaction costs and other premiums or discounts) through the expected life (or when this cannot be reliably predicted, the contractual term) of the financial instrument to the net carrying amount of the financial asset or financial liability. Revisions to expected future net cash flows will necessitate an adjustment to the carrying value with a consequential recognition of an income or expense in profit or loss.

(i) *Financial assets at fair value through profit or loss*

Financial assets are classified at 'fair value through profit or loss' when they are held for trading for the purpose of short-term profit taking, or where they are derivatives not held for hedging purposes, or when they are designated as such to avoid an accounting mismatch or to enable performance evaluation where a group of financial assets is managed by key management personnel on a fair value basis in accordance with a documented risk management or investment strategy. Such assets are subsequently measured at fair value with changes in carrying value being included in profit or loss.

(ii) *Loans and receivables*

Loans and receivables are non-derivative financial assets with fixed or determinable payments that are not quoted in an active market and are subsequently measured at amortised cost.

(iii) *Held-to-maturity investments*

Held-to-maturity investments are non-derivative financial assets that have fixed maturities and fixed or determinable payments, and it is the entity's intention to hold these investments to maturity.

(iv) *Available-for-sale financial assets*

Available-for-sale financial assets are non-derivative financial assets that are either not capable of being classified into other categories of financial assets due to their nature, or they are designated as such by management. They comprise investments in the equity of other entities where there is neither a fixed maturity nor fixed or determinable payments.

NOTES TO THE FINANCIAL STATEMENTS  
FOR THE YEAR ENDED 31 DECEMBER 2021

NOTE 1. STATEMENT OF SIGNIFICANT ACCOUNTING POLICIES (Continued)

(v) *Financial liabilities*

Non-derivative financial liabilities (excluding financial guarantees) are subsequently measured at amortised cost.

**Derecognition**

Financial assets are derecognised where the contractual rights to receipt of cash flows expires or the asset is transferred to another party whereby the entity no longer has any significant continuing involvement in the risks and benefits associated with the asset. Financial liabilities are derecognised where the related obligations are either discharged, cancelled or expired. The difference between the carrying value of the financial liability, which is extinguished or transferred to another party and the fair value of consideration paid, including the transfer of noncash assets or liabilities assumed, is recognised in profit or loss.

(i) **Taxation**

No provision for income tax has been raised as the Federation is exempt from income tax under Section 50.45 of the *Income Tax Assessment Act 1997*.

Revenues, expenses and assets are recognised net of the amount of GST, except where the amount of GST incurred is not recoverable from the Australian Taxation Office. In these circumstances the GST is recognised as part of the cost of acquisition of the asset or as part of an item of expense.

Receivables and payables in the Statement of financial position are shown inclusive of GST. Cash flows are presented in the Statement of cash flows on a gross basis, except for the GST component of investing and financing activities, which are disclosed as operating cash flows.

(j) **Comparative Figures**

When required by Accounting Standards, comparative figures have been adjusted to conform with changes in presentation for the current financial year.

(k) **Critical accounting estimates and judgements**

The directors evaluate estimates and judgements incorporated in to the financial report based on historical knowledge and best available current information. Estimates assume a reasonable expectation of future events and are based on current trends and economic data, obtained both externally and within the company.

*Key estimates – Impairment*

The Federation assesses impairment at each reporting date by evaluating conditions specific to the Federation that may lead to impairment of assets. Where an impairment trigger exists, the recoverable amount of the asset is determined. Fair value less costs to sell or current replacement cost calculations performed in assessing recoverable amounts incorporate a number of key estimates.

NOTES TO THE FINANCIAL STATEMENTS  
FOR THE YEAR ENDED 31 DECEMBER 2021

|   | NOTE | 2021<br>\$     | 2020<br>\$     |
|---|------|----------------|----------------|
| <b>NOTE 2. REGISTRATION EXPENSES</b>                  |      |                |                |
| National registration fee                             |      | 293,721        | 264,717        |
| Insurances  |      | 116,491        | 105,663        |
| Tournaments   |      | 21,271         | 17,503         |
| Other registration expenses                           |      | 41,825         | 17,044         |
| Total   |      | <u>473,308</u> | <u>404,927</u> |
| <b>NOTE 3. OPERATIONS EXPENSES</b>                    |      |                |                |
| Referee match fees                                    |      | 259,983        | 179,631        |
| Equipment   |      | 29,537         | 54,089         |
| Medical   |      | 73,108         | 72,333         |
| Ground hire   |      | 212,772        | 130,297        |
| Other operations expenses                             |      | 51,708         | 64,755         |
| Total   |      | <u>627,108</u> | <u>501,105</u> |
| <b>NOTE 4. CORPORATE EXPENSES</b>                     |      |                |                |
| Memberships & merchandise                             |      | 19,108         | 6,335          |
| Marketing & corporate communications                  |      | 126,772        | 112,817        |
| Events  |      | 20,416         | 14,284         |
| Uniforms  |      | 9,608          | 39,359         |
| Other corporate expenses                              |      | 500            | (87)           |
| Total   |      | <u>176,403</u> | <u>172,708</u> |
| <b>NOTE 5. ACCOUNTS, FINANCE &amp; LEGAL EXPENSES</b> |      |                |                |
| Accounting & audit                                    |      | 7,456          | 7,000          |
| Bad & doubtful debts                                  |      | 2,983          | (154)          |
| Legal   |      | 21,969         | 2,567          |
| Other expenses  |      | 1,565          | 2,864          |
| Total   |      | <u>33,973</u>  | <u>12,277</u>  |

NOTES TO THE FINANCIAL STATEMENTS  
FOR THE YEAR ENDED 31 DECEMBER 2021

|  | NOTE | 2021<br>\$       | 2020<br>\$       |
|--|------|------------------|------------------|
| <b>NOTE 6. ADMINISTRATION EXPENSES</b>         |      |                  |                  |
| IT & communications                            |      | 70,248           | 74,550           |
| Property & occupation                          |      | 96,163           | 90,725           |
| Printing & stationery                          |      | 27,673           | 14,841           |
| Repairs & maintenance                          |      | 8,949            | 9,737            |
| Insurance                                      |      | 76,487           | 7,637            |
| Other administration expenses                  |      | 4,841            | 5,999            |
| Total  |      | <u>284,361</u>   | <u>203,489</u>   |
| <b>NOTE 7. LOGISTICS EXPENSES</b>              |      |                  |                  |
| Accommodation & travel                         |      | 126,943          | 103,708          |
| Other logistics expenses                       |      | 62,841           | 25,748           |
| Total  |      | <u>189,784</u>   | <u>129,456</u>   |
| <b>NOTE 8. STAFF &amp; CONTRACTOR EXPENSES</b> |      |                  |                  |
| Wages  |      | 1,301,554        | 1,425,276        |
| Superannuation                                 |      | 156,185          | 157,069          |
| Other employee costs                           |      | 28,560           | 27,638           |
| Contractors                                    |      | 550,182          | 292,177          |
| Workforce                                      |      | 96,591           | 122,380          |
| Total  |      | <u>2,133,072</u> | <u>2,024,540</u> |
| <b>NOTE 9. CASH AND CASH EQUIVALENTS</b>       |      |                  |                  |
| Cash at bank                                   |      | 2,079,621        | 989,860          |
| Cash on hand                                   |      | 1,000            | -                |
| Term deposits                                  |      | 804,756          | 1,815,540        |
|  |      | <u>2,885,377</u> | <u>2,805,400</u> |
| <b>NOTE 10. TRADE AND OTHER RECEIVABLES</b>    |      |                  |                  |
| Trade receivables                              |      | 284,290          | 194,365          |
| Less: Provision for doubtful debts             |      | (4,353)          | (1,370)          |
|  |      | <u>279,937</u>   | <u>192,995</u>   |

NOTES TO THE FINANCIAL STATEMENTS  
FOR THE YEAR ENDED 31 DECEMBER 2021

|  | 2021<br>\$              | 2020<br>\$              |
|--|-------------------------|-------------------------|
| <b>NOTE 11. OTHER CURRENT ASSETS</b>         |                         |                         |
| Prepayments                                  | 134,986                 | 8,193                   |
| Accrued income                               | 569                     | 12,114                  |
|  | <u>135,555</u>          | <u>20,307</u>           |
| <b>NOTE 12. PROPERTY PLANT AND EQUIPMENT</b> |                         |                         |
| PROPERTY                                     |                         |                         |
| Property – at valuation *                    | 345,000                 | 300,000                 |
| Less accumulated depreciation                | -                       | (6,000)                 |
| Total Property                               | <u>345,000</u>          | <u>294,000</u>          |
| HAWKER OVAL REDEVELOPMENT                    |                         |                         |
| Hawker Oval Redevelopment – at cost          | 1,958,479               | 1,958,479               |
| Less accumulated depreciation                | (1,085,929)             | (1,048,792)             |
| Total Hawker Oval                            | <u>872,550</u>          | <u>909,687</u>          |
| PLANT AND EQUIPMENT                          |                         |                         |
| Plant and Equipment – at cost                | 185,216                 | 185,216                 |
| Less accumulated depreciation                | (175,106)               | (163,557)               |
| Total Plant and Equipment                    | <u>10,110</u>           | <u>21,659</u>           |
| OFFICE EQUIPMENT                             |                         |                         |
| Office equipment – at cost                   | 154,084                 | 154,084                 |
| Less accumulated depreciation                | (140,816)               | (128,488)               |
| Total Office equipment                       | <u>13,268</u>           | <u>25,596</u>           |
| <b>TOTAL PROPERTY, PLANT &amp; EQUIPMENT</b> | <u><u>1,240,928</u></u> | <u><u>1,250,942</u></u> |

- The full independent valuation of the unit at Football House was undertaken by Rachel Clark AAPI and Phil Green AAPI of MMJ Real Estate as at 1 December 2021.

The directors are satisfied that there has been no material movement in the valuation of the property from the date of the report to the reporting date.

NOTES TO THE FINANCIAL STATEMENTS  
FOR THE YEAR ENDED 31 DECEMBER 2021

|  | 2021<br>\$              | 2020<br>\$                        |
|--|-------------------------|-----------------------------------|
| <b>NOTE 13. RIGHT OF USE ASSETS</b>              |                         |                                   |
| Equipment under lease                            | 38,988                  | 38,988                            |
| Less accumulated depreciation                    | (27,757)                | (19,333)                          |
|  | <u>11,231</u>           | <u>19,655</u>                     |
| <b>NOTE 14. TRADE AND OTHER PAYABLES</b>         |                         |                                   |
| Trade creditors                                  | 58,977                  | 95,010                            |
| Accrued expenses                                 | 355,653                 | 53,048                            |
| Employee related payables                        | 62,106                  | 52,691                            |
| Borrowings                                       | 199                     | 1,767                             |
| Amounts payable to the ATO                       | 40,407                  | 30,308                            |
|  | <u>517,342</u>          | <u>232,824</u>                    |
| <b>NOTE 15. PROVISIONS FOR EMPLOYEE BENEFITS</b> |                         |                                   |
| <b>Analysis of total provision</b>               | <b>Annual<br/>Leave</b> | <b>Long<br/>Service<br/>Leave</b> |
| <b>Provisions</b>                                |                         |                                   |
| Opening balance as at 1/1/2021                   | 64,229                  | 49,980                            |
| Net movement in balance                          | 8,514                   | (17,885)                          |
| Balance as at 31/12/2021                         | <u>72,743</u>           | <u>32,095</u>                     |
| Current  | 72,743                  | -                                 |
| Non-Current                                      | -                       | 32,095                            |
|  | <u>72,743</u>           | <u>32,095</u>                     |

A provision has been recognised for employee benefits relating to long service for employees. In calculating the present value of future cash flows in respect of long service leave, the probability of long service leave being taken is based on historical data. The measurement and recognition criteria for employee benefits have been included in **Note 1 Statement of Significant Accounting Policies**.



NOTES TO THE FINANCIAL STATEMENTS  
FOR THE YEAR ENDED 31 DECEMBER 2021

|  | 2021<br>\$       | 2020<br>\$       |
|--|------------------|------------------|
| <b>NOTE 16. CASH FLOW RECONCILIATION</b>   |                  |                  |
| <i>Cash as per:</i>  |                  |                  |
| Statement of financial position  | 9 2,885,377      | 2,805,400        |
| Statement of cash flows  | <u>2,885,377</u> | <u>2,805,400</u> |
| <i>Reconciliation of surplus for the year to net cash provided by / (used in) operating activities</i> |                  |                  |
| Surplus/(deficit) for the year   | <u>62,015</u>    | <u>(205,819)</u> |
| <i>Adjustments for non-cash items</i>  |                  |                  |
| Depreciation   | 72,438           | 84,058           |
| Interest adjustment on right of use asset  | 621              | -                |
| Gain on disposal of non-current assets   | -                | 951              |
| <i>Movements in assets and liabilities</i>   |                  |                  |
| Decrease/(increase) in receivables   | (86,942)         | 486,403          |
| Decrease/(increase) in inventories   | (9,765)          | 13,805           |
| Decrease/(increase) in other assets  | (115,248)        | 45,694           |
| Increase/(decrease) in creditors and borrowings  | 284,518          | (316,171)        |
| Increase/(decrease) in income in advance   | (108,413)        | (181,526)        |
| Increase/(decrease) in employee provisions   | (9,371)          | (17,503)         |
|  | <u>89,853</u>    | <u>(90,108)</u>  |

An overdraft facility was available to the Federation at the reporting date secured by a registered mortgage over the property at Australian Football Federation House Phipps Close Deakin ACT.

**NOTE 17. KEY MANAGEMENT PERSONNEL COMPENSATION**

|                    | Short Term<br>Employment<br>Benefits<br>\$ | Post<br>Employment<br>Benefits<br>\$ | Total<br>\$ |
|--------------------|--|--------------------------------------|-------------|
| <b>2021</b>        |  |                                      |             |
| Total compensation | 159,193                                    | 13,112                               | 172,304     |
| <b>2020</b>        |  |                                      |             |
| Total compensation | 142,167                                    | 13,506                               | 155,673     |

NOTES TO THE FINANCIAL STATEMENTS  
FOR THE YEAR ENDED 31 DECEMBER 2021

**NOTE 18. LEASING COMMITMENTS**

Leasing commitments for the Federation relate to the lease of the Hawker Football Centre and lease of office equipment.

The lease of the Hawker Football Centre is a non-cancellable lease with a ten-year term, with rent payable yearly in advance. The Federation has elected to not measure this right of use asset at the reporting date as further guidance is expected to be issued subsequently by the Australian Accounting Standards Board.

The lease of office equipment is a non-cancellable lease with a five-year term, with rent payable monthly in advance and has been accounted for in accordance is AASB 16 Leases.

**NOTE 19. EVENTS AFTER THE BALANCE DATE**

There have been no events subsequent to the reporting date which require disclosure in the financial report.

**NOTE 20. CONTINGENT ASSETS AND LIABILITIES**

There are no contingent liabilities or assets as at 31 December 2021 which require disclosure in the financial report.

**NOTE 21. RELATED PARTY TRANSACTIONS**

No income was paid or payable, or otherwise made available, to any director of the Federation from the Federation. Costs incurred by directors in undertaking their roles representing the entity are paid directly by the Federation and no element relates to the payment of an allowance or per diem entitlement.

**NOTES TO THE FINANCIAL STATEMENTS  
FOR THE YEAR ENDED 31 DECEMBER 2021**

**NOTE 22. CAPITAL MANAGEMENT**

The Board control the capital of the Federation to ensure that adequate cash flows are generated to fund operations. The Board is responsible for the overall risk management strategy.

The Federation's capital consists of financial liabilities, supported by financial assets.

The Board effectively manage the Federation's capital by assessing its financial risks and responding to changes in these risks as well as to changes in the market. These responses may include the consideration of debt levels.

The Federation does not have a formal policy on capital management and gearing ratios.

**NOTE 23. MEMBERS' GUARANTEE**

The Federation is incorporated under the *Corporations Act 2001* and is a company limited by guarantee. If the Federation is wound up, the Constitution states that each member is required to contribute a maximum of \$20 each towards meeting any outstanding obligations of the company. At 31 December 2021 the number of members was 12.

**NOTE 24. COMPANY DETAILS**

The registered office for the Federation is:

ACT Football Federation Limited  
Unit 2  
3 Phipps Close  
Deakin ACT 2600

The principal place of business for the Federation is:

ACT Football Federation Limited  
Unit 2  
3 Phipps Close  
Deakin ACT 2600.



AccountAbility (ACT) Pty Ltd  
ACN: 088 095 354

PO Box 776, Mitchell ACT 2911

Telephone: 02 6170 6870

Email: [admin@accountability-act.com.au](mailto:admin@accountability-act.com.au)  
[www.accountability-act.com.au](http://www.accountability-act.com.au)

Liability limited by a scheme approved under  
Professional Standards Legislation

**INDEPENDENT AUDITOR'S REPORT TO THE MEMBERS OF  
ACT FOOTBALL FEDERATION LIMITED**

**Report on the Audit of the Financial Report**

**Opinion**

I have audited the financial report of ACT Football Federation Limited, which comprises the statement of financial position as at 31 December 2021, the statement of comprehensive income, statement of changes in equity and statement of cash flows for the year then ended, and notes to the financial statements, including a summary of significant accounting policies, and the directors' declaration.

In my opinion the financial report of ACT Football Federation Limited has been prepared in accordance with the *Corporations Act 2001*, including:

- a) giving a true and fair view of ACT Football Federation Limited's financial position as at 31 December 2021 and of its financial performance for the year then ended; and
- b) complying with Australian Accounting Standards and the Corporations Regulation 2001.

**Basis for Opinion**

I conducted my audit in accordance with Australian Auditing Standards. My responsibilities under those standards are further described in the Auditor's Responsibilities for the Audit of the Financial Report section of my report. I am independent of ACT Football Federation Limited in accordance with the ethical requirements of the *Accounting Professional and Ethical Standards Board's APES 110 Code of Ethics for Professional Accountants* (the *Code*) that are relevant to my audit of the financial report in Australia. I have also fulfilled my other ethical responsibilities in accordance with the *Code*.

I believe that the audit evidence I have obtained is sufficient and appropriate to provide a basis for my opinion.

## Other Information

The directors' are responsible for the other information. The other information comprises the information included in external reports prepared by ACT Football Federation Limited and made available to members and the public such as the Annual Report, but does not include the financial report and my auditor's report thereon.

My opinion on the financial report does not cover the other information and accordingly I do not express any form of assurance conclusion thereon.

In connection with my audit of the financial report, my responsibility is to read the other information and, in doing so, consider whether the other information is materially inconsistent with the financial report or my knowledge obtained in the audit or otherwise appears to be materially misstated.

If, based on the work I have performed, I conclude that there is a material misstatement of this other information, I am required to report that fact. I have nothing to report in this regard.

## Responsibilities of Directors' for the Financial Report

The directors' of ACT Football Federation Limited are responsible for the preparation and fair presentation of the financial report in accordance with Australian Accounting Standards and the *Corporations Act*, and for such internal control as the directors' determine is necessary to enable the preparation of the financial report that is free from material misstatement, whether due to fraud or error.

In preparing the financial report, the directors' are responsible for assessing ACT Football Federation Limited's ability to continue as a going concern, disclosing, as applicable, matters related to going concern and using the going concern basis of accounting unless the directors' either intends to liquidate ACT Football Federation Limited or to cease operations, or has no realistic alternative but to do so.

The directors' are responsible for overseeing ACT Football Federation Limited's financial reporting process.

## Auditor's Responsibilities for the Audit of the Financial Report

My objectives are to obtain reasonable assurance about whether the financial report as a whole is free from material misstatement, whether due to fraud or error, and to issue an auditor's report that includes my opinion. Reasonable assurance is a high level of assurance, but is not a guarantee that an audit conducted in accordance with Australian Auditing Standards will always detect a material misstatement when it exists. Misstatements can arise from fraud or error and are considered material if, individually or in the aggregate, they could reasonably be expected to influence the economic decisions of users taken on the basis of the financial report.

As part of an audit in accordance with the Australian Auditing Standards, I exercise professional judgement and maintain professional scepticism throughout the audit.

I also:

- Identify and assess the risks of material misstatement of the financial report, whether due to fraud or error, design and perform audit procedures responsive to those risks, and obtain audit evidence that is sufficient and appropriate to provide a basis for my opinion. The risk of not detecting a material misstatement resulting from fraud is higher than for one resulting from error, as fraud may involve collusion, forgery, intentional omissions, misrepresentations, or the override of internal control.
- Obtain an understanding of internal control relevant to the audit in order to design audit procedures that are appropriate in the circumstances, but not for the purpose of expressing an opinion on the effectiveness of the ACT Football Federation Limited's internal controls.
- Evaluate the appropriateness of accounting policies used and the reasonableness of accounting estimates and related disclosures made by ACT Football Federation Limited.
- Conclude on the appropriateness of ACT Football Federation Limited' use of the going concern basis of accounting and, based on the audit evidence obtained, whether a material uncertainty exists related to events or conditions that may cast significant doubt on ACT Football Federation Limited's ability to continue as a going concern. If I conclude that a material uncertainty exists, I am required to draw attention in my auditor's report to the related disclosures in the financial report or, if such disclosures are inadequate, to modify my opinion. My conclusions are based on the audit evidence obtained up to the date of my auditor's report. However, future events or conditions may cause ACT Football Federation Limited to cease to continue as a going concern.
- Evaluate the overall presentation, structure and content of the financial report, including the disclosures, and whether the financial report represents the underlying transactions and events in a manner that achieves fair presentation.

I communicate with ACT Football Federation Limited regarding, among other matters, the planned scope and timing of the audit and significant audit findings, including when considered necessary any significant deficiencies in internal control that I identify during my audit.

**AccountAbility**



**Anthony Wilson**  
**Registered Company Auditor**  
**Canberra, ACT**  
**14 April 2022**

# HALL OF FAME & LIFE MEMBERS



## HALL OF FAME

- ▶ Allyson Flynn
- ▶ Ben Williams
- ▶ Adamantios Exarhos
- ▶ Amy Wilson
- ▶ Ante Juric
- ▶ Barry Rumble
- ▶ Ben Wilson
- ▶ Bob Mee
- ▶ Charles Perkins
- ▶ Chris Blain
- ▶ Chris Conti
- ▶ Danny Moulis
- ▶ Dennis Mcdermott
- ▶ Donna O'brien
- ▶ Eric Lynes
- ▶ Frank Maccarone
- ▶ Gavin Martin
- ▶ George Campbell Jnr
- ▶ George Campbell Snr
- ▶ George Lemon
- ▶ Gerry Martens
- ▶ Gordon Dunster
- ▶ Graham Cooke
- ▶ Graham Harrison
- ▶ Hal Leslie
- ▶ Harry Williams
- ▶ Harvey Grigor
- ▶ Ian Myerscough
- ▶ Ivan Bulum
- ▶ Jim Hayes
- ▶ Jim Roberts
- ▶ Joe Honeysett
- ▶ John Davies
- ▶ John Herd
- ▶ Johnny Warren
- ▶ Judith Clark
- ▶ Julie Murray
- ▶ Katrina Neuss
- ▶ Ken Allen
- ▶ Marko Vrkic
- ▶ Michael Milovanovic
- ▶ Mike Black
- ▶ Ned Zelic
- ▶ Paul Murphy
- ▶ Peter Stanfield
- ▶ Rhonda Parkin
- ▶ Rod Jory
- ▶ Ross Yarnold
- ▶ Roy Thompson
- ▶ Sacha Wainwright
- ▶ Sebastian Giampaolo

## LIFE MEMBERS

- ▶ Steven Hogg
- ▶ Stuart Devlin
- ▶ Theo Moulis
- ▶ Brian Golledge
- ▶ Roger Grylls
- ▶ Ron Harris
- ▶ Rod Jory
- ▶ Hal Leslie
- ▶ Gerry Martens
- ▶ John McAvoy
- ▶ Ray McGregor
- ▶ Con Poulos
- ▶ Don Rushman
- ▶ Bob Tomlinson
- ▶ Cass Hampton
- ▶ Joe Fusca
- ▶ Ken Carter
- ▶ Bill Van der Vlist
- ▶ David Oner
- ▶ Gordon Carmichael
- ▶ Steve Doszpot
- ▶ Keith Tournier
- ▶ Heather Reid
- ▶ Stephanie Quinn
- ▶ Carmel Carters
- ▶ Margaret Taylor
- ▶ Peta Winzar
- ▶ Clive MacKillop
- ▶ Ross Jones
- ▶ Bob Mee
- ▶ George Dobbin
- ▶ Paul Murphy
- ▶ Gordon Dunster
- ▶ Nick Szego
- ▶ Carlyle Thayer
- ▶ John Van der Lende
- ▶ Chris Conti
- ▶ Ken Allen
- ▶ Hendrik Thijssens
- ▶ Alan Ward
- ▶ Carolyn Lamaro
- ▶ Bill Simeonovic
- ▶ Niels Hummel
- ▶ Paul Whittingham
- ▶ John Jenkins
- ▶ Walter Valeri
- ▶ J McMahon
- ▶ L Dean
- ▶ Dennis McDermott
- ▶ J Brown
- ▶ John Logue
- ▶ Geoff Ashurst
- ▶ David Dillon
- ▶ Rachel Harrigan
- ▶ Ron Watkins
- ▶ Arthur Huggins
- ▶ Paul Davison





**CAPITAL  
FOOTBALL**

[info@capitalfootball.com.au](mailto:info@capitalfootball.com.au)

+61 2 6260 4000

**BUSINESS ADDRESS**

Football House, Unit 2 / 3 Phipps Close, Deakin, ACT, 2600

**MAILING ADDRESS**

PO Box 50, Curtin, ACT, 2605