



**CAPITAL
FOOTBALL**

**REFEREE
DISCIPLINARY
REPORT**

2020

CONTENTS

Introduction	3
Player Red cards	4
Temporary Dismissals.....	8
Cards for Team Officials	14
Summary	16

INTRODUCTION

The purpose of this report is to provide statistics on the sanctions administered by match officials during the 2020 season and to evaluate the initiatives that were implemented following the 2018 Referee Review. This report covers the broad areas of:

- Player Red Cards
- Temporary Dismissals
- Cards for Team Officials

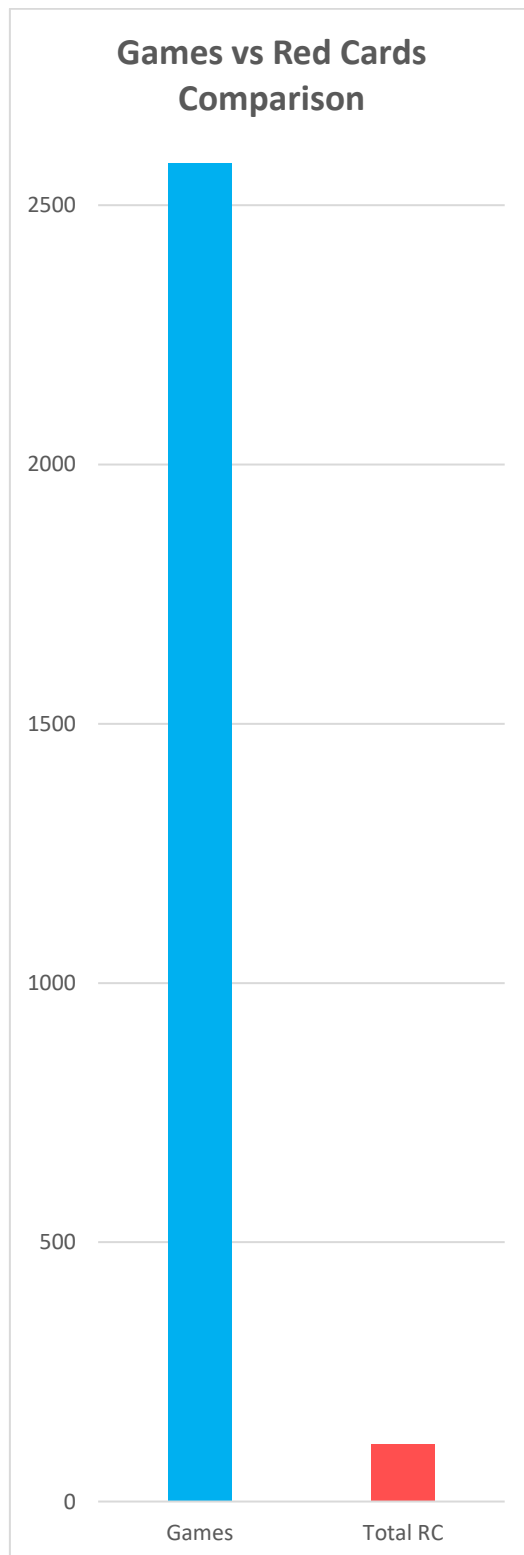
This report analyses the ratio of red cards that are avoidable (abuse, spitting, violent conduct) and those that are in-game (serious foul play, denying a goal-scoring opportunity, second yellow card) offences. The analysis finds that only 32% of red cards were for avoidable offences which represents a reduction of 30% on 2019.

Temporary Dismissals were introduced as a pilot in 2018 for Capital League (now NPL2) competitions, broadened in 2019 to include all senior competitions and continued in 2020 with the rates of Temporary Dismissals continuing to fall. Related to this is a significant reduction in the rate of red cards issued for referee abuse in the same competitions (0.6%).

An outcome of the Review to address areas in which safety is a concern for referees, was the implementation of red and yellow cards for team officials in the technical area in the senior age grades of NPL Women's (NPLW) and NPL Men's competitions. Changes to the Laws of the Game for 2020, meant that red and yellow cards for team officials applied across all competitions.

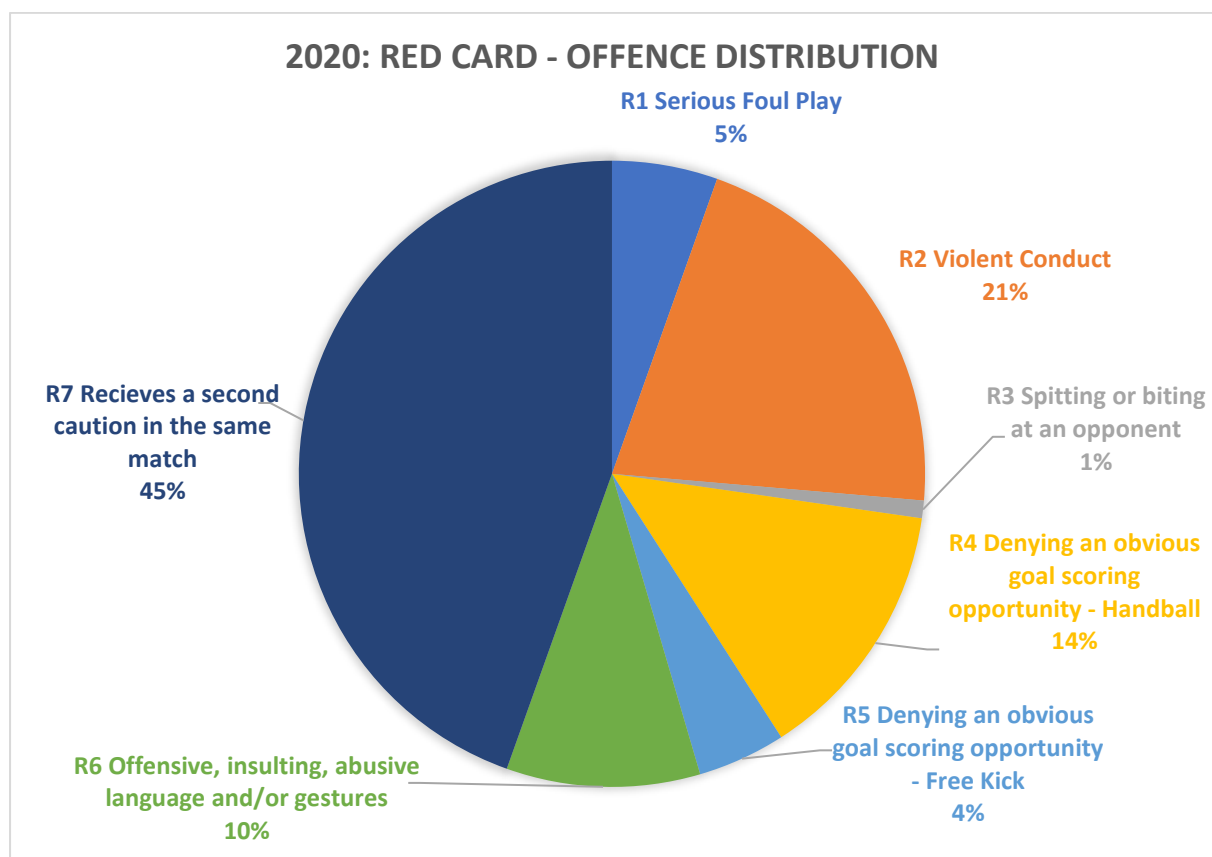
PLAYER RED CARDS

There were a total of 110 player red cards issued in 2581 games across all competitions in 2020.



A breakdown of the number and distribution of red cards by offence is shown in the table and graph below:

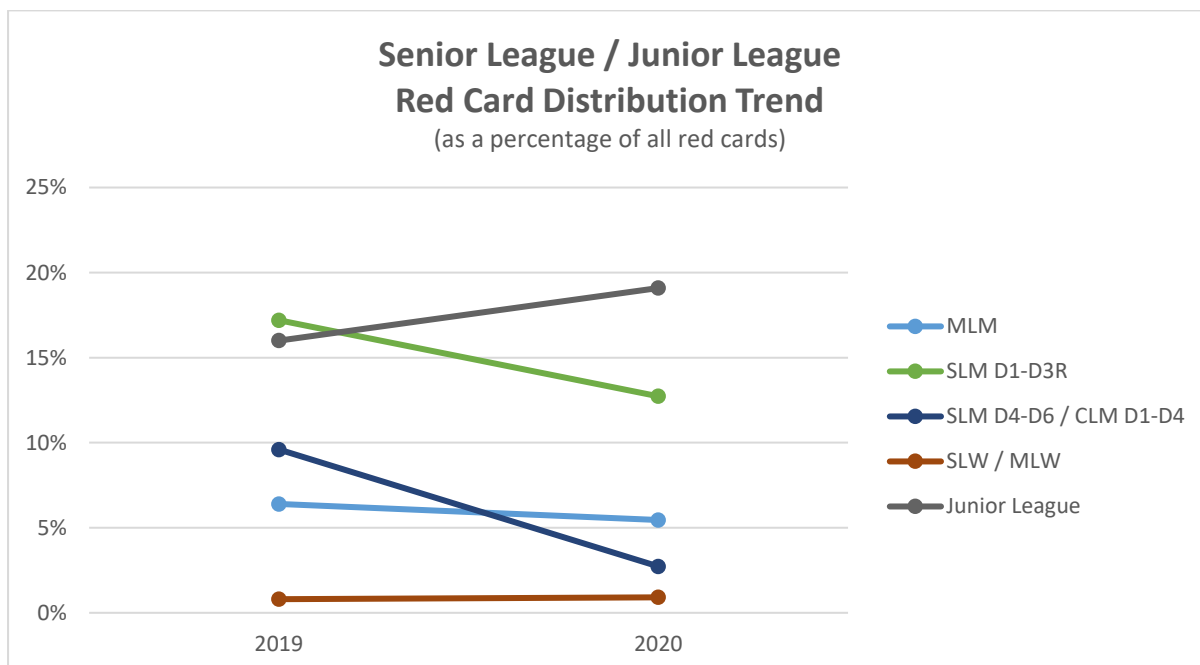
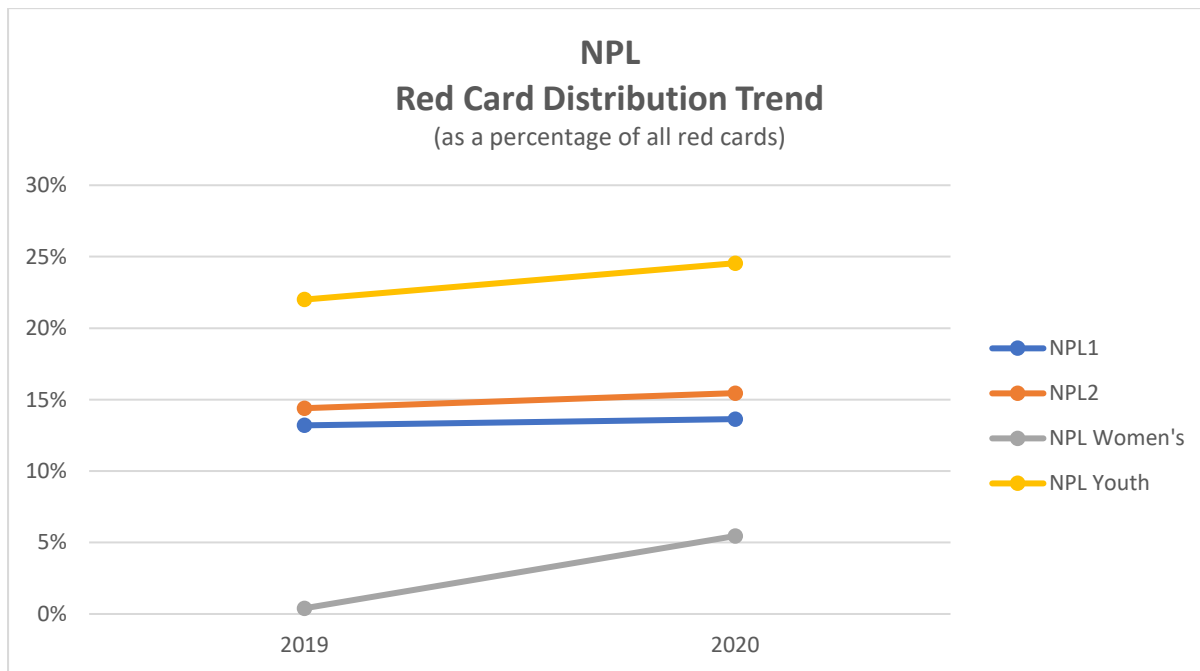
Offence Code	Description	2020
R1	Serious Foul Play	6
R2	Violent Conduct	23
R3	Spitting or biting at an anyone	1
R4	Denying an obvious goal scoring opportunity - Handball	15
R5	Denying an obvious goal scoring opportunity - Free Kick	5
R6	Offensive, insulting, abusive language and/or gestures	11
R7	Receives a second caution in the same match	49
Total		110



RED CARD DISTRIBUTION

Overall, 59% of red cards occurred in NPL competitions. The graph below illustrates to distribution of red cards by competition.

Below are comparisons between 2019 and 2020 of red card trends by competition. Of note were the declines in the rates of red cards in all men's senior leagues competitions.

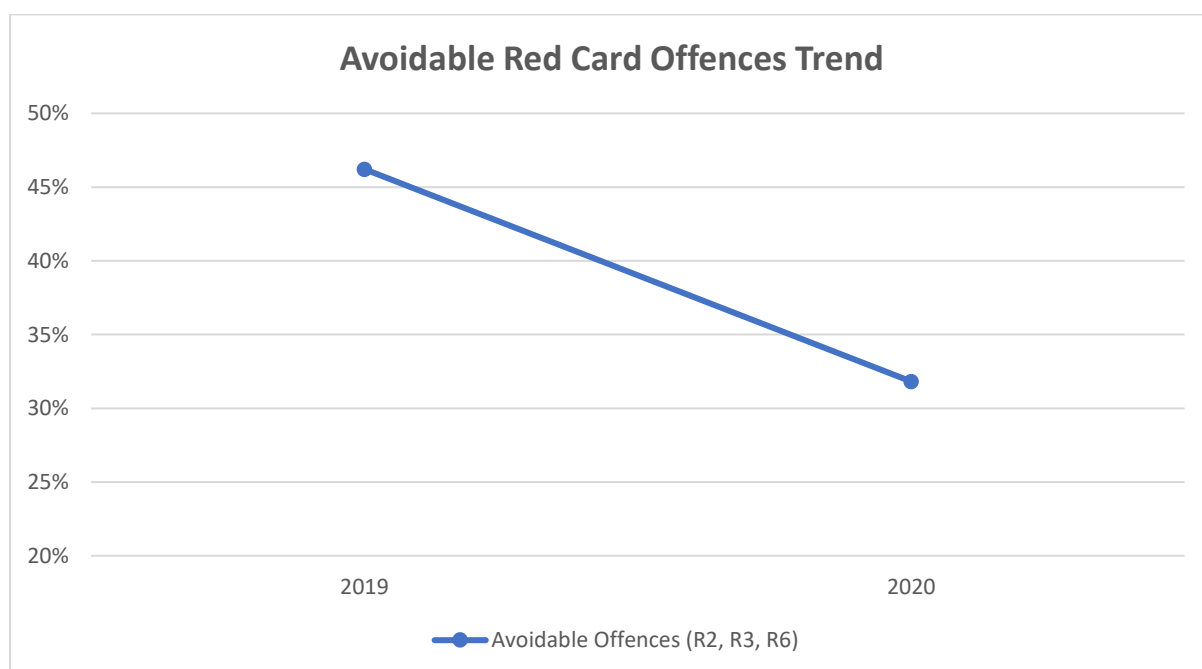
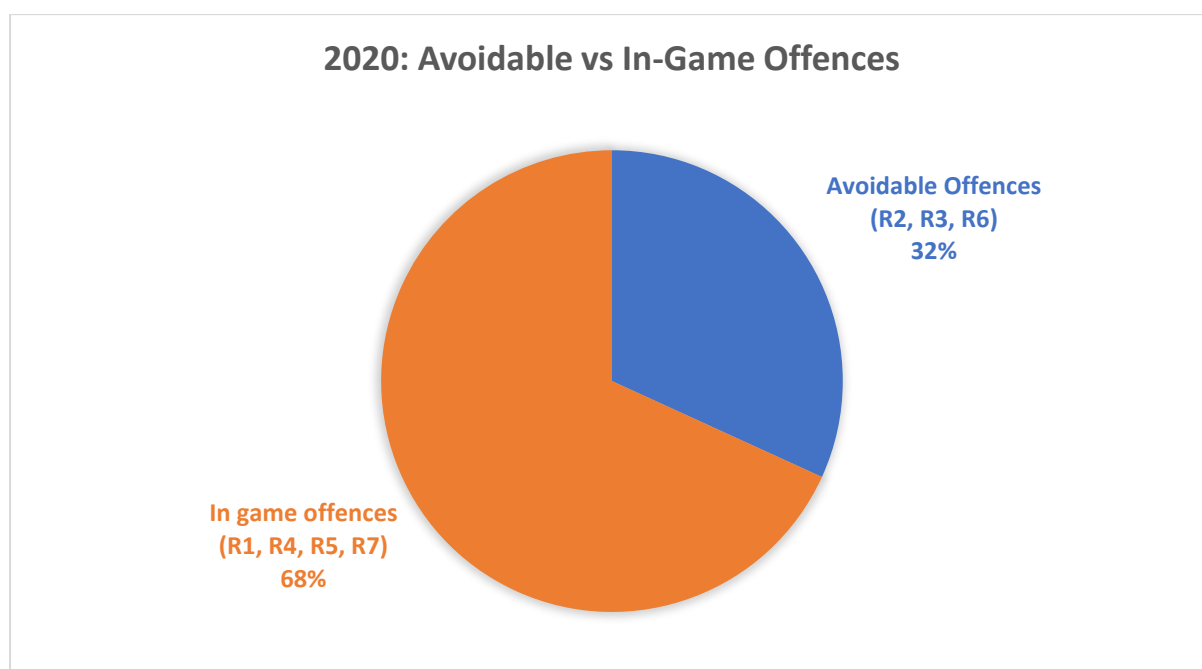


AVOIDABLE VS IN-GAME OFFENCES

In-game red card offences include denying obvious goal-scoring opportunities, serious foul play and receiving a second yellow card. In a sense they are understandable because of being connected with play.

Other offences of spitting or biting, violent conduct as well as using offensive, insulting or abusive language / gestures are not directly connected with playing the game and are therefore considered avoidable.

In the graphs below illustrate the ratio of avoidable to in-game offences as well as the improving trend of avoidable offences since 2019.



TEMPORARY DISMISSALS

SEASON ANALYSIS

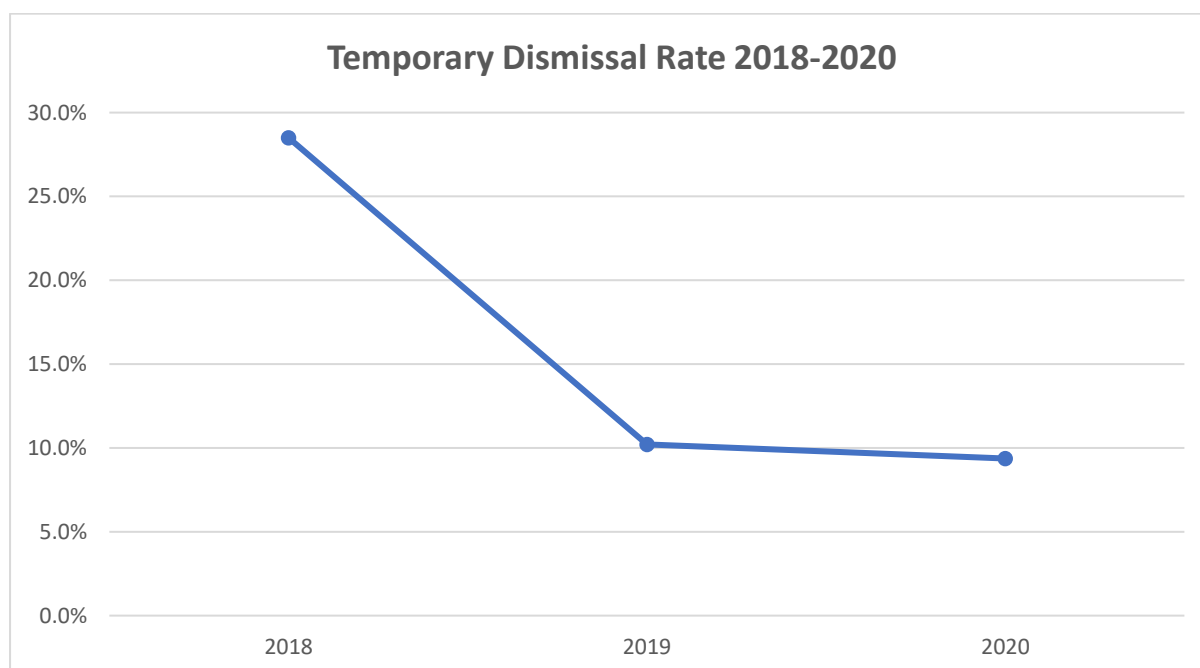
There was a total of 73 Temporary Dismissal (TD) offences issued during the 2020 football season, including 15 TD offences which were incorrectly sanctioned as a Yellow Card (Y2).

Of the 1,004 Senior Leagues and NPL Senior matches that had a referee, a TD was issued in 9.4% of all matches.

2020	# of TD's	# of Matches	% of Matches with TD	# of Matches with Referee	% of Matches with TD
Total TD	58	1004	5.8%	779	7.4%
Total TD offences sanctioned as Y2	15				
Total TD Offences	73	1004	7.3%	779	9.4%

The Temporary Dismissal Rate (TDR) is the total number of TD's divided by the total number of matches officiated by a registered referee. The TDR is a key metric in analysing the level of dissent towards match officials.

The graph below illustrates the TDR since TD's were implemented as a pilot in 2018. Since the implementation of TD's across all Senior Leagues and NPL senior competitions in 2019, the TDR indicates that the level of dissent towards match officials is trending downwards.



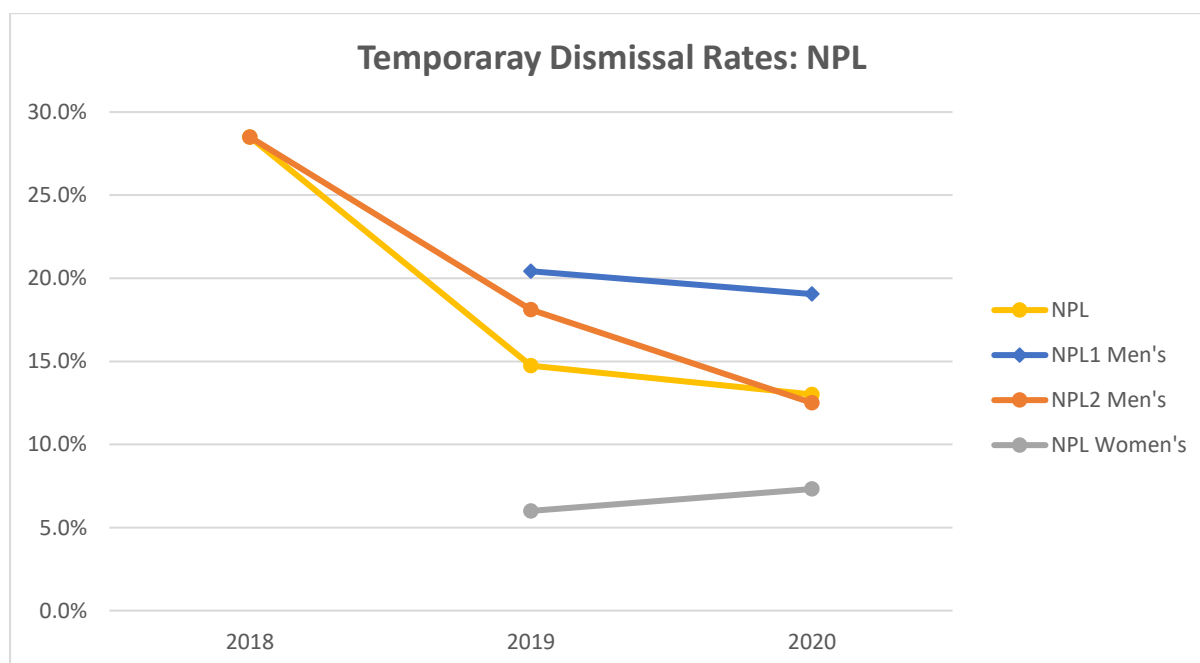
NATIONAL PREMIER LEAGUES

The rate of TD's issued in NPL1 Men and NPL Women matches was similar to 2019, with a notable drop in NPL2 Men.

In NPL1 Men's 19% of fixtures resulted in a TD being issued compared with NPL2 Men's (12.5%) and NPL Women's (7.3%).

Competition	# of TD's	# of Matches	% of Matches with TD	# of Matches with Referee	% of Matches with TD
NPL 1 Men's	16	84	19.0%	84	19.0%
1st	7	42	16.7%	42	16.7%
U23	9	42	21.4%	42	21.4%
NPL 2 Men's	10	80	12.5%	80	12.5%
1st	4	40	10.0%	40	10.0%
U23	6	40	15.0%	40	15.0%
NPL Women's	6	82	7.3%	82	7.3%
1st	4	41	9.8%	41	9.8%
Reserves	2	41	4.9%	41	4.9%
Total	32	246	13.0%	246	13.0%

Dissent towards match officials in NPL senior matches is trending downwards, with a TD issued in 13% of matches. The TDR in NPL2 Men's matches in 2020 dropped from 18.1% to 12.5% which indicates a significant decrease in the level of dissent towards match officials in NPL2 Men's matches.

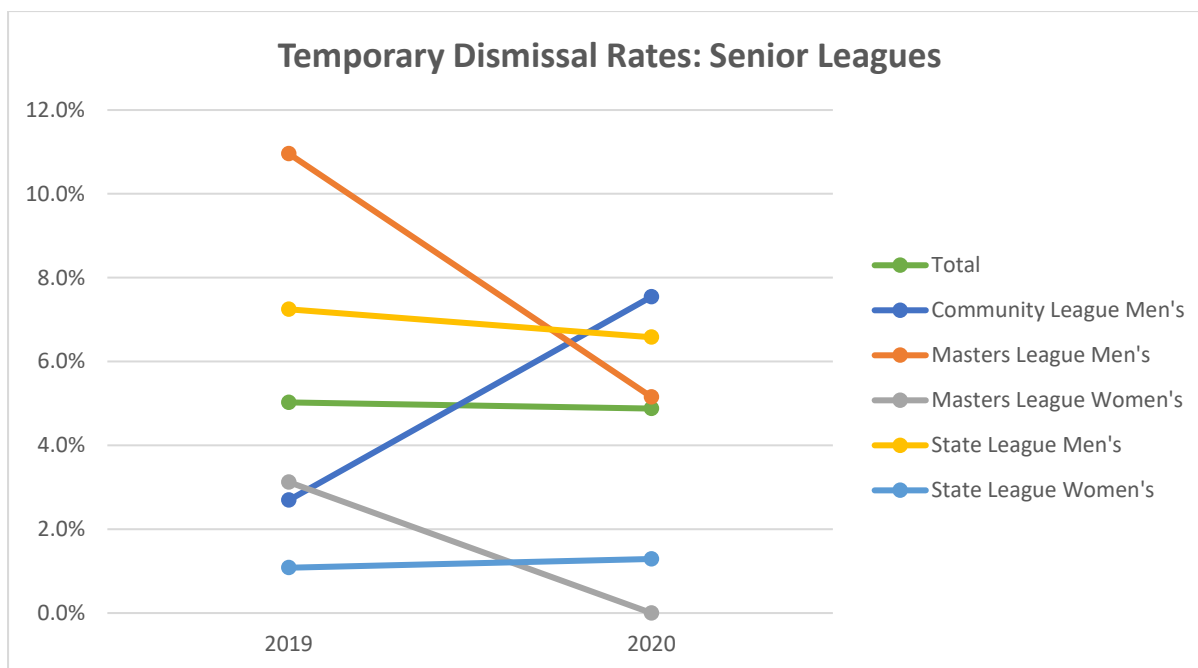


SENIOR LEAGUES

In contrast to the NPL, a total of 26 TD's were issued across 533 Senior Leagues matches in 2020, only 6 less than the total of TD's issued in NPL matches, which indicates that dissent towards match officials is significantly lower in the Senior Leagues with a TD issued in 5% of matches.

The table below illustrates a lower level of dissent in the State League Women's competitions with 1.4% of matches resulting in a TD, compared to Community League Men's (7.5%), State League Men's (6.6%) and Men's League Masters (5.2%) competitions.

Competition	# of TD's	# of Matches	% of Matches with TD	# of Matches with Referee	% of Matches with TD
Community League Men's	4	165	2.4%	53	7.5%
Division 1	3	45	6.7%	18	16.7%
Division 2	0	36	0.0%	7	0.0%
Division 3	0	39	0.0%	12	0.0%
Division 4	1	45	2.2%	16	6.3%
Masters League Men's	5	123	4.1%	97	5.2%
Division 1	1	25	4.0%	24	4.2%
Division 2	1	27	3.7%	22	4.5%
Division 3	0	20	0.0%	19	0.0%
O45	0	36	0.0%	26	0.0%
NC	3	15	20.0%	6	50.0%
Masters League Women's	0	18	0.0%	12	0.0%
Division 1	0	18	0.0%	12	0.0%
State League Men's	15	263	5.7%	228	6.6%
Division 1	1	35	2.9%	27	3.7%
Division 1 Reserves	1	35	2.9%	27	3.7%
Division 2	0	49	0.0%	49	0.0%
Division 2 Reserves	3	47	6.4%	45	6.7%
Division 3	3	48	6.3%	39	7.7%
Division 3 Reserves	7	49	14.3%	41	17.1%
State League Women's	2	189	1.1%	143	1.4%
Division 1	1	34	2.9%	24	4.2%
Division 2	0	39	0.0%	25	0.0%
Division 3	0	34	0.0%	24	0.0%
Division 4	1	45	2.2%	37	2.7%
Division 5	0	37	0.0%	33	0.0%
Total	26	758	3.4%	533	4.9%

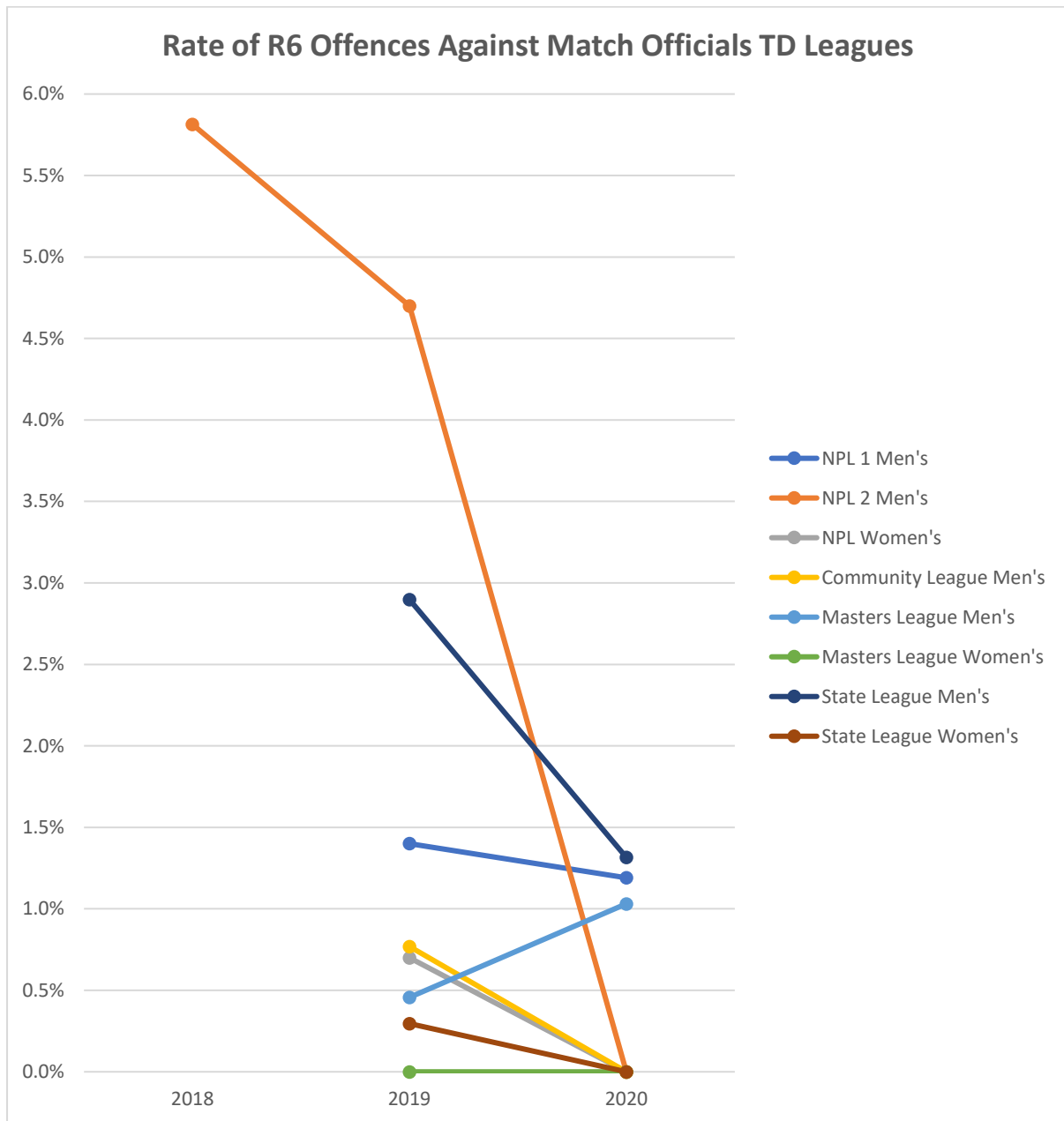


EFFECT OF TD'S ON R6 OFFENCES TOWARDS MATCH OFFICIALS

A total of five red cards were issued for R6 (Offensive, Insulting or Abusive Language and/or Gestures) offences towards match officials across all Senior Leagues and NPL Senior matches, compared to 24 in 2019 which indicates the implementation of Temporary Dismissals continues to have a positive effect in reducing the number of R6 offences towards match officials.

2020	# of R6 offences	# of Matches	% of Matches with R6	# of Matches with Referee	% of Matches with R6
National Premier Leagues					
NPL 1 Men's	1	84	1.2%	84	1.2%
NPL 2 Men's	0	80	0.0%	80	0.0%
NPL Women's	0	82	0.0%	82	0.0%
Senior Leagues					
Community League Men's	0	165	0.0%	53	0.0%
Masters League Men's	1	123	0.8%	97	1.0%
Masters League Women's	0	18	0.0%	12	0.0%
State League Men's	3	263	1.1%	228	1.3%
State League Women's	0	189	0.0%	143	0.0%
Total R6 Offences	5	1004	0.5%	779	0.6%

Overall, the rate of R6 offences towards match officials fell from 1.5% (2019) to 0.6% (2020), with no R6 offences towards match officials in NPL2 Men's competitions in 2020 compared to 4.7% in 2019.



STAKEHOLDER SURVEY

Since the implementation of Temporary Dismissals, Capital Football distributes an annual survey to the football community to seek feedback on the effectiveness of Temporary Dismissals being implemented across all senior grades.

The survey was sent to circa 5,000 recipients, including players, registered referees, and club officials.

A total of 220 completed the survey with 20% completing the survey as a Referee, 72% as a spectator, player, or coach, and 8% as a Club administrator or volunteer.

SURVEY ANALYSIS

The following summary lists key insights drawn from the Temporary Dismissals survey:

- ▶ 88% of Referees found the TD process was not difficult to implement
- ▶ 88% of Referees feel that TD's are a useful tool for Referees aiding game management
- ▶ 80% of Referees believe TD's have been effective in reducing the amount of dissent and abuse towards referees
- ▶ 77% of respondents believe TD's should continue in all senior grades
- ▶ 70% of respondents who are not a referee found the TD process was easy to understand
- ▶ 64% of Referees feel that TD's have improved the overall refereeing experience
- ▶ 60% of respondents believe players/teams are more likely to manage their teammates' behaviour because of the existence of TD's
- ▶ 60% of respondents believe TD's should be introduced into NPL Youth age grades
- ▶ 56% of respondents believe TD's should be introduced into NPL Women's youth age grades
- ▶ 52% of respondents believe TD's should be introduced into Community League – Junior age grades

KEY LEARNINGS

Following are key learnings drawn from the Temporary Dismissal survey analysis that have been used to inform the implementation of Temporary Dismissals for 2021:

- ▶ There is support for TD's to continue in all senior competitions
- ▶ There is support for the implementation of TD's in NPL Youth and NPL Women's youth age grades
- ▶ There is feedback suggesting that the implementation of TD's could be more consistent. There is ongoing education with referees to address this.
- ▶ There is feedback suggesting that clarification of the TD process to Clubs before the season would be beneficial. This is being addressed with the clubs at preseason meetings for the various competitions as well as the development of resources for distribution.

CARDS FOR TEAM OFFICIALS

Following the trial of red and yellow cards for team officials in the technical area across NPL Senior competitions in 2019, cards for team officials were implemented in all Capital Football competitions in 2020 as a result of the IFAB's decision to include red and yellow cards for team officials in the 2019/20 Laws of the Game.

SEASON ANALYSIS

There was a total of four team official red cards and seven team official yellow cards issued during the 2020 season.

There were no yellow or red cards issued to team officials in any of the 758 Senior Leagues matches.

YELLOW CARDS

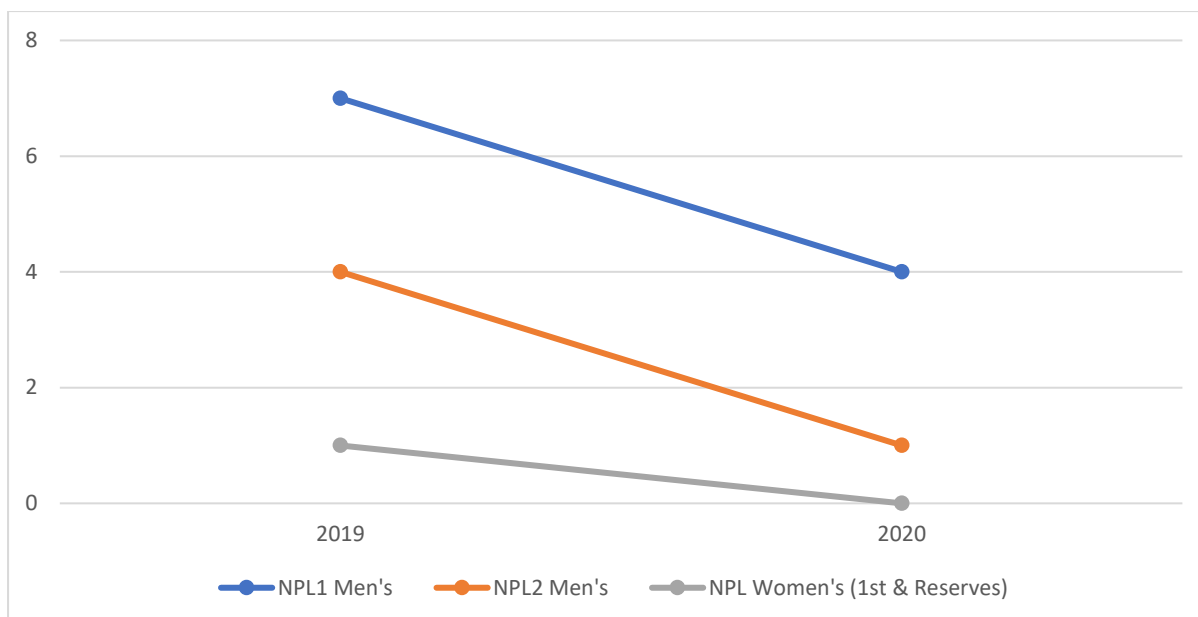
The table below illustrates a 56% decrease in team official yellow card offences compared to 2019.

YC Code	Offence Description	2019	2020	# Change	% Change
Y1	Dissent by word or action	12	5	-7	-58%
Y2	Gesturing or acting in a provocative, derisory, or inflammatory way	4	1	-3	-75%
Y3	Gesturing for a red card or yellow card to be shown	0	0	0	0%
Y4	Clearly/persistently not respecting the confines of the teams Technical Area	0	0	0	0%
Y5	Deliberately entering the Technical Area of the opposing team (non-confrontational)	0	0	0	0%
Y6	Delaying the start of play	0	0	0	0%
Y7	Showing a lack of respect for the game	0	0	0	0%
Y8	Persistent/repeated unacceptable behaviour	0	1	1	100%
Total		16	7	-9	-56%

DISSENT TOWARDS MATCH OFFICIALS

All five team official yellow cards issued for *Dissent by word or action (Y1)* were issued in NPL senior matches.

The following graph indicates an improvement in the level of dissent from NPL Senior team officials towards match officials since cards for team officials were implemented in 2019.



RED CARDS

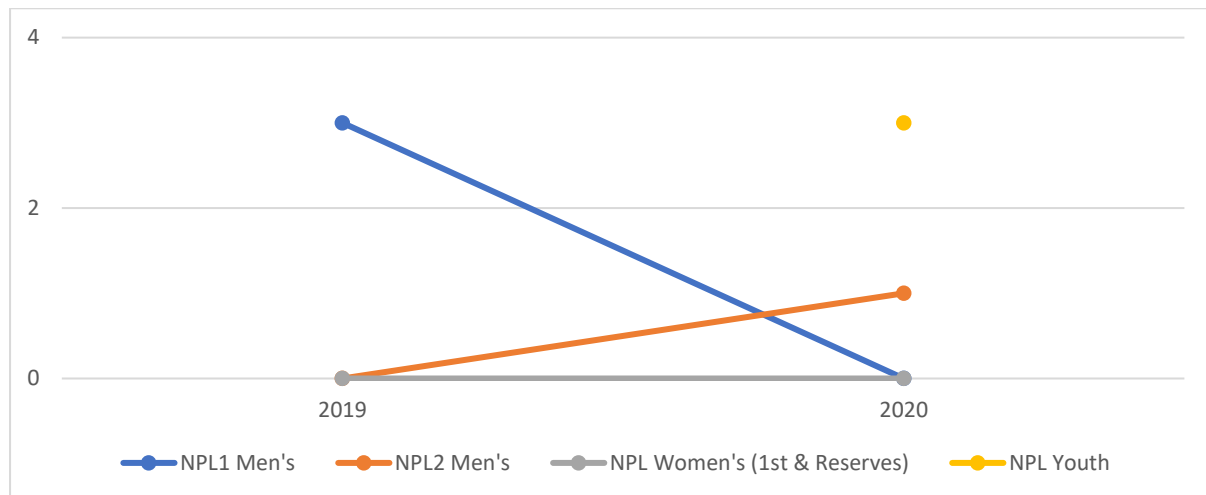
The table below illustrates the number of team official red cards issued compared to 2019.

RC Code	Offence Description	2019	2020	# Change	% Change
R1	Violent Conduct	1	0	-1	-100%
R2	Physical or aggressive behaviour towards an opposing player, substitute, team official, match official, spectator or any other person	0	0	0	0%
R3	Using offensive, insulting, or abusive language and or gestures	3	4	1	33%
R4	Biting or spitting at anyone	0	0	0	0%
R5	Entering the field of play to: <ul style="list-style-type: none"> ▶ Confront a match official ▶ Interfere with play or an opposing player 	0	0	0	0%
R6	Deliberately leaving the Technical Area to: <ul style="list-style-type: none"> ▶ Show dissent towards or remonstrate with a match official ▶ Act in a provocative or inflammatory manner ▶ Enter the opposing technical area in an aggressive or confrontational manner 	1	0	-1	-100%
R7	Deliberately throwing/kicking an object onto the field of play	0	0	0	0%
R8	Delaying the restart of play by the opposing team	0	0	0	0%
Total		5	4	-1	-20%

OFFENSIVE, INSULTING, OR ABUSIVE LANGUAGE AND / OR GESTURES TOWARDS MATCH OFFICIALS

All 4 of the team official red cards issued in 2020 were issued in NPL competitions for using offensive, insulting, or abusive language and / or gestures towards a match official.

The following graph indicates an improvement in the behaviour of team officials towards match officials in NPL 1 Men's competitions since cards for team officials was implemented in 2019.



SUMMARY

It is reasonable to suggest that the implementation of Temporary Dismissals has contributed to the 80% fall in the number of R6 offences towards match officials issued to players across NPL & Senior Leagues in 2020. In particular, no player in a NPL2 Men's competition was issued a red card for an R6 offence towards a match official, which indicates a significant effect TD's have on the behaviour of players.

It is reasonable to suggest that yellow cards for team officials have resulted in improved team official behaviour. In particular, the team official yellow cards issued for dissent in NPL1 Men's matches may have contributed to no team officials being shown a red card for using offensive, insulting or abusive language (or gestures).

Although the 2020 season was shortened due to the impact of COVID-19, it is reasonable to suggest that the initiatives implemented following the 2018 Referee Review has had a positive impact in reducing the dissent and abuse towards match officials from players and team officials.

Capital Football will continue to educate match officials to ensure there is a consistent understanding of when team officials or players are showing dissent, or using offensive, insulting or abusive language (or gestures).