



**CAPITAL
FOOTBALL**

ANNUAL REPORT

2019

VERSION CONTROL

11/6/2020

Page 10: Dashboard updated

Page 38: "NPLW Reserve grade *won* the Grand Final" amended to "*lost*"

CONTENTS



Board of Directors	3
Chair's Report.....	4
CEO's Report	6
Strategic Report.....	8
Participation	12
Canberra United	14
FFA Cup	16
Federation Cup	18
National Premier Leagues (Men)	20
National Premier Leagues (Women).....	22
McDonald's Kanga Cup.....	24
Community Leagues	26
ActewAGL Junior League	28
ACT Football State Squads.....	30
ACT Futsal State Squads	31
Futsal	32
Referees	34
Canberra United Academy.....	36
Skill Acquisition Program.....	40
Coach Education	41
Financial Statements.....	43

We acknowledge the traditional owners of country throughout Canberra and the Capital Region, on whose land we play football. We recognise their continuing connection to land, waters and culture, and pay our respects to their Elders past, present and emerging.

BOARD OF DIRECTORS



Fran Sankey
Chair & Director



Angelo Konstantinou
Deputy Chair & Director



Garth Morrison
Director



Richard Naumovski
Director



Grace Gill
Director



Gary Vandeburgt
Director



Jodie Newall
Director

CHAIR'S REPORT



When looking back on 2019, one of the many highlights for me was the sense of community we have in Canberra and the surrounding region through our shared love of football. Together we shared many challenges and celebrated great victories.

Together, we have enjoyed football in all its forms – outdoor, futsal, powerchair, and our newest form – Walking Football. After starting out with a come and try evening at Hawker late in 2018, the inaugural Walking Football tournament ended up with 49 participants across six teams. In its second season it grew to over 130 people taking part in the new-look football, earning a nomination for a CBR Sports Award.

We welcomed the Wagga City Wanderers and Southern Tablelands United to our footballing family, as the Wanderers entered our NPL2, NPLW and NPL Youth competitions for the first time while United re-established and consolidated the development of football in Goulburn and the Southern Tablelands by joining our NPL competitions.

We celebrated the news that Canberra will have a new 'Home of Football' thanks to a \$20 million investment by the ACT Government, which will provide us with an opportunity to grow football in the ACT and surrounding region. Our partnership with the ACT Government and Football Federation Australia brought the Caltex Socceroos back to Canberra. We showed how much we love our football in the capital by supporting the Caltex Socceroos, as they marked their first match in Canberra in four years with a dominant 5-0 win over Nepal at GIO Stadium.

As a community, we shared Karly Roestbakken's journey to becoming a Westfield Matilda on the world stage at the 2019 FIFA Women's World Cup and celebrated her achievement as a joint winner in the 'Rising Star' category in the CBR Sports Awards.

We became part of the world game as more eyes were drawn to our NPL1, NPL1 20 and NPLW action thanks to a five-year deal with our broadcast partner BarTV Sports. More than 200 matches were streamed in a blockbuster 2019 calendar, shining a spotlight on the local talent that we have in our competitions, with 1.57 million minutes of NPLW and NPL footage watched on the live stream in the 2019 season.

We applauded the continued growth in our Game Development portfolio, with our Powerchair Football, All Abilities and Football Connect programs offering more participants than ever before a chance to be involved in football. In a memorable day for Capital Football, we also saw our first ever Indigenous team take part in the 2019 McDonald's Kanga Cup.

We said goodbye to a number of people who, through their passion for football, have made a significant contribution to football in our region and left us in a better position. Former Capital Football Chairs and Directors Mark O'Neill and Peter Maybury took a step back after nearly 20 years on the Board between them.

We also said farewell to Antoni Jagarinec, coach of Belconnen United's Women's Premier League team. While he achieved nine premierships in a row, his greatest achievement is the culture he built at the club and his advocacy for women's football. And we said goodbye to Caitlin Munoz – a crowd favourite for the Westfield Matildas, Canberra United and Belconnen United and a role model for all young players in our region.

And while we farewelled some, we also welcomed newcomers who are at the start of their journey with us. We welcomed new Directors Grace Gill, Gary Vandeburgt and Jodie Newall, as well as members of the Standing Advisory Committees and Regional Representatives.

Together, as a football family we have had a successful year, noting it has not been without its challenges. Our strength is our ability to work together to achieve our goals. I want to acknowledge players, staff, volunteers, coaches, administrators and everyone else who has contributed to the growth of football in the ACT and surrounding region. To everyone associated with football, thank you for your ongoing effort and support.

Fran Sankey

Chair

Capital Football

CEO'S REPORT



There was some great success in 2019, contributed to and shared by the broader football community.

We grew the game, with total participation across all of our programs at 39,769. We promoted the sport, with 1.57 Million minutes of NPLW and NPL footage watch on the live stream this season, included more people, with CFAC Walking Football launched and flooded with participants, and saw some great team performances.

These successes and more are reflected in the individual achievements of the following four, outstanding contributors to football in the ACT.

KARLY ROESTBAKKEN

Karly started playing football as a 10-year-old with Monaro Panthers, working her way through the ranks into the Canberra United Academy and eventually Canberra United's Westfield W-League team.

In 2016, at the age of 15, Karly became the second youngest ever player to score a goal in the Westfield W-League, when she bagged the winner against Melbourne City.

She didn't stop then, she kept working on her game in the Canberra winters with the CUA, stepping out of the changerooms at Hawker Football Centre onto the Stade de la Mosson in Montpellier to make her senior international debut in the Westfield Matildas' 3-2 victory over Brazil at the 2019 FIFA Women's World Cup.

A remarkable and thoroughly well-deserved achievement.

KELLY STIRTON

Kelly is Capital Football's Game Development Manager. Not only is Kelly a dedicated and skilled employee, she is a relentless advocate for inclusion programs.

Kelly was pivotal in establishing the Koori Kangaroos as the first indigenous football team to enter the McDonald's Kanga Cup and the launching of the CP Football Development Centre that provides a pathway for young children with CP and Acquired Brain injury to play for the Pararoos.

Under Kelly's guidance, our Powerchair program has grown from quarterly development camps to regular fortnightly training.

Kelly also represented the ACT at the Cerebral Palsy National Championships, as the first female State Team coach, guiding a team that had three female players for the first time.

ANTONI JAGARINEC

Ant stepped down as BUFC NPLW 1st grade coach at the end of the 2019 season after 10 years with the club, during which his team amassed 9 Premierships and 7 Championships, making him easily the most successful coach in the ACT across any competition.

The consistency of Ant's team's on-field success tells a story about a coach who dedicated a significant amount of time and energy to build a football program that attracted and nurtured talented female players.

What the trophies don't tell is the life-changing impact Antoni had on his players off the pitch, as a friend, confidante and mentor.

Ant set the bar for every other coach to aspire to.

BRIAN GOLLEDGE

At the 2019 CBR sports Awards, Brian Golledge was presented an award for Outstanding Service to Sport.

Brian's dedication to the Belwest Foxes Soccer Club, and football more broadly, has played a vital role in all areas of the club, educating, encouraging and welcoming kids and adults of all ages to 'give it a go' and get involved in having fun, exercising, learning and developing skills.

Brian was the club's first Life Membership recipient, awarded in 1991, and he continues an active involvement in the club to this day.

Yes, we are the biggest club sport in the ACT and Capital region, and that is something to celebrate.

But it is just as important that we celebrate the individuals within our game. It is the players like Karly, administrators like Kelly, coaches like Ant, and volunteers like Brian, who are the lifeblood of our sport.

It is the individuals, as part of the collective, that make it enjoyable for all of us to play the game, and we thank each of you for being part of Football.

STRATEGIC REPORT



In 2019 Capital Football embarked on a comprehensive community consultation to inform development of the next Strategic Plan for the period 2020 to 2023. This consultation included participation forums with parents of youth players, administrators, referees, coaches and players, with separate meetings to discuss priorities aligned to performance and participation.

Stakeholder workshops were also held with the North and South Region Council, Referees Standing Advisory Committee, Juniors Standing Advisory Committee, Community Leagues Standing Advisory Committee and Premier Leagues Standing Advisory Committee. Other key stakeholders were also engaged, including the ACT Government, Football Federation Australia (FFA) and futsal representatives.

Supplementing the face-to-face meetings, over 900 people completed an online survey to capture the thoughts and ideas of a broad cross section of the football community.

With that process complete, and the release of the next strategic plan imminent, it is an opportune time to review our progress against the last strategic plan for 2016 to 2019.

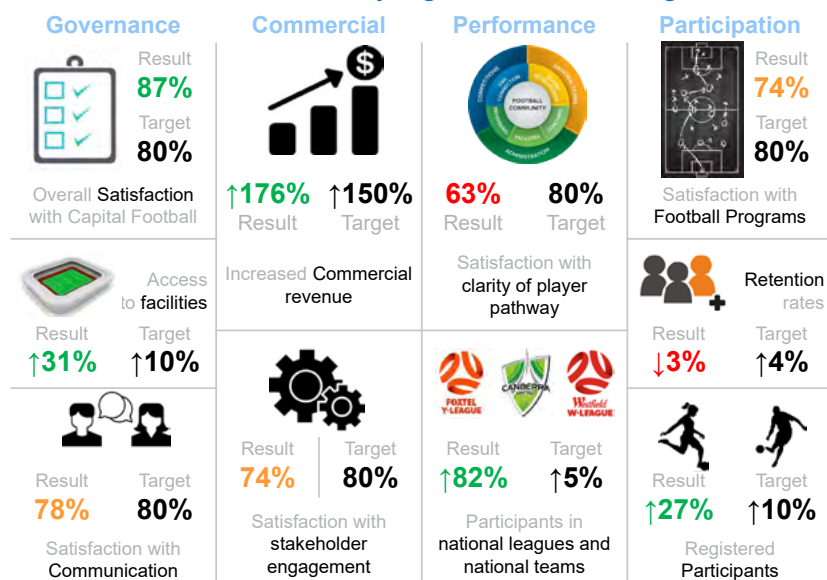
PROGRESS AGAINST THE STRATEGIC GOALS

Across the last strategic planning period, as a football community we achieved or exceeded 50% of the strategic plan KPIs, nearly met 30% of the KPIs, and did not meet 20% of the KPIs, as detailed in the following table.

KPI	Status
Governance	
Overall satisfaction rating of good or better by participants to reach 80%	Exceeded
Satisfaction rating of good or better with CF communications to reach 80%	Almost Achieved
Access to facilities increased 10%	Exceeded
Commercial	
Commercial revenue to increase 150%	Exceeded
Satisfaction of stakeholder engagement to reach 80%	Almost achieved
Performance	
Number of participants in national leagues and national teams to increase 5%	Exceeded
Satisfaction with clarity of stakeholder roles in the high performance pathway to reach 80%	Not achieved
Participation	
Retention rate of participants to increase 4%	Not achieved
Registered participants to increase 10%	Achieved
Satisfaction with football programs and services to reach 80%	Almost achieved

The following dashboard identifies the measures against the KPIs in more detail:

2016 to 2019 – Delivery Against our Strategic Goals



Per pillar, some of the initiatives delivered by Capital Football to achieve the Strategic Plan KPIs included;

LEADING FOR UNITY OF PURPOSE (GOVERNANCE)

- ▶ Collaborated with the ACT Government to develop a Home of Football, with allocation of land and \$20M funding to deliver the project
- ▶ Collaborated with the ACT Government for \$600K from the 2015 Asian Cup surplus to be invested into the local football through the Community Football Infrastructure Program

- ▶ Engaged with the football community in review of the women's competitions, men's competitions, youth development pathways and referee programs
- ▶ Contributed to the FFA Congress Reform and New Leagues Working Group, advocating for grassroots outcomes
- ▶ Facilitated FFA and ACT Government agreement on Socceroos and Matildas matches in Canberra
- ▶ Reviewed the Capital Football Organisation Structure to better align with the Strategic Plan
- ▶ Published Board Meeting summaries to provide clarity and transparency for the Football Community

CONNECTING AND THRIVING (COMMERCIAL)

- ▶ Increased corporate partnerships by 176% over the strategic plan period
- ▶ Increased supporter attendance at Canberra United matches by 38% over the strategic plan period, with a review of membership packages (increasing 15%) and creation of the Kids Club
- ▶ Engaged an experienced media consultant to enhance promotion of the sport
- ▶ Collaborated with other Member Federations to secure a landmark local streaming partnership for the NPLW and NPL1, resulting in 1.57 million minutes of local match content watched on the live stream in 2019
- ▶ Collaborated with FNSW and NNSW to develop and deliver a facilities audit to inform strategic engagement with the ACT Government
- ▶ Secured the hosting rights for the National Futsal Championships in 2018 and 2020
- ▶ Delivered a Kanga Cup economic impact assessment demonstrating a \$5.2 million uplift to the ACT economy from annual international and interstate visitation to the tournament

PERFORMING FOR SUCCESS (PERFORMANCE)

- ▶ Launched the Talent Support Program for boys, reflecting community preference and aligning to the FFA player development policy
- ▶ Established Canberra United winter programs for females and males to support their development and progression
- ▶ Established goal keeping supplementary training for NPLW goal keepers
- ▶ Increased investment in the Canberra United WWL program, continuing to provide opportunities for local female players on the national stage
- ▶ Advocated for and received entry for Canberra United into the National Youth League competition
- ▶ Grew the referee academy aligned to the Kanga Cup to create a meaningful development opportunity
- ▶ Established a referee exchange program with FNSW to facilitate referee development

PARTICIPATION AND EXPERIENCE (PARTICIPATING)

- ▶ Sought to influence the cost of football by not increasing football registration fees in 2017 or 2018, and reducing junior futsal fees to align with MiniRoos fees
- ▶ Established the NPLW for women and girls, and NPL2 for men which provided opportunity for aspirational clubs and players
- ▶ Established new inclusion programs including powerchair football and the Cerebral Palsy and the Acquired Brain Injury football development centre
- ▶ Established programs to engage new participants including walking football and the diplomatic corps cup
- ▶ Introducing Junior League finals series for U16 and U18 boys and girls
- ▶ Introduced Temporary Dismissals and yellow and red cards for team officials to support improved referee experience and retention
- ▶ Included regional teams into our competitions from Goulburn, Griffith and Wagga Wagga
- ▶ In the absence of a national NPL post-season competition for women, established the NPLW Challenge with FNSW
- ▶ Expanded our school presence, with a full-time schools' development officer offering programs to 4,600 school children annually
- ▶ Advocated for additional access to fields in the summer ACT Sportsgrounds allocation to support clubs delivering non-traditional football

As we move into the next Strategic planning period, it is important we reflect on the successes, and identify areas from which we can learn, adapt and improve as a football community to give us the best chance possible of achieving our shared vision.



PARTICIPATION

Football maintains its position as the largest participation sport in the ACT and surrounding region, involving 39,769 participants in 2019.

Capital Football continues to record the highest percentage of females playing football in the country, as female participation rose by 13% this year.

2019 ACT SUMMARY



TOTAL PARTICIPATION

39,769



**1%
GROWTH
ON 2018**

OUTDOOR AFFILIATED FOOTBALL

**17,986
PARTICIPANTS**

**44
CLUBS**



**13,095
MALE**
(73% OF TOTAL)



**4,891
FEMALE**
(27% OF TOTAL)

MINIROOS

**7,992
PARTICIPANTS**



MALE
6,080



FEMALE
1,912

**YOUTH
5,693
PARTICIPANTS**



MALE
3,887



FEMALE
1,806

**SENIOR
4,301
PARTICIPANTS**



MALE
3,128



FEMALE
1,173

WOMEN & GIRLS PARTICIPATION

7,727

INCLUDES OUTDOOR, REGISTERED FUTSAL & SOCIAL

**13%
growth on
2018**

**SPECIFIC DIVERSITY
AND INCLUSION PROGRAMS
274**

Includes programs specifically for Cultural and Linguistically Diverse Communities, Aboriginal and Torres Strait Islander & All Ability participants

**4,679
SCHOOL PROGRAMS
+
1,250
SCHOOL COMPETITIONS
= 5,929
PARTICIPANTS**

**COMMUNITY EVENTS &
PROMOTIONAL EXPERIENCES
4,694
PARTICIPANTS**



871

REGISTERED COACHES

83% MALE
17% FEMALE

788

REGISTERED REFEREES

85% MALE
15% FEMALE

407

VOLUNTEERS

41% MALE
59% FEMALE

OTHER FORMATS

**FUTSAL
5,243
PARTICIPANTS**
**46%
growth on 2018**



MALE



FEMALE

**SOCIAL
3,577
PARTICIPANTS**
**8%
growth on 2018**



MALE



FEMALE

*Total numbers include male, female and gender unspecified

CANBERRA UNITED



The 2018/19 season saw Canberra United compete in Season 11 of the Westfield W-League and in the Foxtel Y-League for the second time.

WESTFIELD W-LEAGUE

United's Westfield W-League campaign got off to a terrific start in front of their home crowd, beating Melbourne City 2-0 before drawing 4-4 with Perth Glory in a simply ridiculous match.

Despite the strong performances at home throughout the season, United struggled to win on the road, eventually finishing in eighth position with three wins, four draws and five losses.

The highlights of United's season were their overseas imports, as South African stars Rhoda Mulaudzi and Refiloe Jane and Scottish captain Rachel Corsie wowed the home crowd with sparkling performances.

WESTFIELD W-LEAGUE 2018/19 AWARD WINNERS

- ▶ **Player of the Year:** Rachel Corsie
- ▶ **Players' Player of the Year:** Sham Khamis
- ▶ **University of Canberra Rising Star:** Laura Hughes
- ▶ **Supporters' Player of the Year:** Rhoda Mulaudzi

FOXTEL Y-LEAGUE

Lead by Dean Ugrinic in just their second season in the competition, United's promising start to the 2018/19 Foxtel Y-League season was marred with late goals, as the team lost their opening two rounds to goals in the 90th minute.

The youthful side, which comprised of local NPL talent and four recruits from Wollongong Wolves, worked hard all season against their more fancied opponents.

The side claimed their only point of the season in their last match, securing a 1-1 draw with the Newcastle Jets thanks to a thunderous 84th minute strike from Bul Juach.

FOXTEL Y-LEAGUE 2018/19 AWARD WINNERS

- ▶ **Player of the Year:** Brodie Clarkson
- ▶ **Rising Star:** Lucas Mauragis
- ▶ **Players' Player of the Year:** James Fletcher

FFA Cup 2019 Capital Football Preliminary Rounds (also known as Men's Federation Cup)

The FFA Cup 2019 Capital Football Preliminary Rounds saw 20 teams competing for their chance to progress to represent Capital Football in the FFA Cup Final Rounds.

- ▶ ANU FC
- ▶ Belconnen United FC
- ▶ Brindabella Blues FC
- ▶ Canberra City SC
- ▶ Canberra FC
- ▶ Canberra Olympic FC
- ▶ Canberra White Eagles FC
- ▶ Gungahlin United FC
- ▶ Monaro Panthers FC
- ▶ Narrabundah FC
- ▶ O'Connor Knights SC
- ▶ Queanbeyan City FC
- ▶ Riverina Rhinos FC
- ▶ Southern Tablelands United FC
- ▶ Tigers FC
- ▶ Tuggeranong United FC
- ▶ UC Pumas FC
- ▶ Wagga City Wanderers FC
- ▶ Weston Molonglo FC
- ▶ Woden Weston FC

FFA CUP



PRELIMINARY ROUND RESULTS

ROUND 3

Winning Team	Team Defeated	Score
Brindabella Blues FC	Narrabundah FC	3-3 (4-3 AET)
UC Pumas FC	Southern Tablelands United FC	0-2
Weston Molonglo FC	Canberra City SC	4-1
Canberra White Eagles FC	Wagga City Wanderers FC	5-2

ROUND 4

Winning Team	Team Defeated	Score
Canberra FC	Brindabella Blues FC	6-1
UC Pumas FC	Gungahlin United FC	Forfeit by GUFC
Belconnen United FC	Weston Molonglo FC	5-0
Woden Weston FC	Canberra White Eagles FC	3-1
Tuggeranong United FC	O'Connor Knights SC	4-1
Canberra Olympic FC	Queanbeyan City FC	2-1
ANU FC	Riverina Rhinos FC	3-0
Tigers FC	Monaro Panthers FC	1-0

ROUND 5

Winning Team	Team Defeated	Score
Tuggeranong United FC	Woden Weston FC	2-0
Canberra FC	Canberra Olympic FC	1-0
Tigers FC	UC Pumas FC	6-1
ANU FC	Belconnen United FC	2-0

ROUND 6

Winning Team	Team Defeated	Score
Tigers FC	Tuggeranong United FC	2-0
Canberra FC	ANU FC	2-1

The Round 7 clash (Men's Federation Cup Final), was an epic battle between Tigers FC and Canberra FC, with neither team being able to get that crucial goal during regular time. At the conclusion of regular time, the fog came in, causing extra time to be delayed for more than half an hour until it was deemed safe to play again. When the game finally recommenced, again neither team was able to break the deadlock, sending it to a penalty shoot-out. In an intense penalty shoot-out, with a spot in the FFA Cup Round of 32 on the line, Tigers FC prevailed defeating Canberra FC 4-2.

FFA CUP 2020 FINAL ROUNDS

Tigers FC drew Hume City FC at home for their Round of 32 FFA Cup clash. Their match was played at Deakin Stadium and saw Hume City FC defeat Tigers FC 2-0.

FEDERATION CUP



The Women's Federation Cup saw 8 teams competing to be crowned the Women's Federation Cup Champions in 2019. In what was clearly the match of the tournament, Belconnen United defeated Canberra FC 3-2 in extra time in a simply extraordinary match. The Blue Devils went on to claim their sixth consecutive Federation Cup, hitting Woden Weston for six at Deakin Stadium.

- ▶ Belconnen United FC
- ▶ Canberra FC
- ▶ Canberra Olympic FC
- ▶ Canberra United Academy
- ▶ Gungahlin United FC
- ▶ Tuggeranong United FC
- ▶ UC Pumas FC
- ▶ Woden-Weston FC

ROUND 1 (QUARTER FINALS)

Winning Team	Team Defeated	Score
Belconnen United FC	Canberra United Academy	6-0
Canberra Olympic FC	Tuggeranong United FC	8-0
Woden-Weston FC	Gungahlin United FC	4-0
Canberra FC	UC Pumas FC	14-0

ROUND 2 (SEMI FINALS)

Winning Team	Team Defeated	Score
Belconnen United FC	Canberra FC	2-2 (3-2 AET)
Woden-Weston FC	Canberra Olympic FC	3-2

ROUND 3 (FINAL)

Winning Team	Team Defeated	Score
Belconnen United FC	Woden-Weston FC	6-0

NATIONAL PREMIER LEAGUES (MEN)



League	Age Grade	Premiers	Champions	Championship Runners Up
NPL1 Men's	1st	Canberra Olympic FC	Gungahlin United FC	Tigers FC
NPL1 Men's	U20	Belconnen United FC	Monaro Panthers FC	Belconnen United FC
NPL2 Men's	1st	Canberra White Eagles FC	ANU FC	O'Connor Knights SC
NPL2 Men's	U20	ANU FC	Wagga City Wanderers FC	ANU FC
NPL Youth	U18	Monaro Panthers FC	Wagga City Wanderers FC	Woden-Weston FC
NPL Youth	U16	Tuggeranong United FC	Tuggeranong United FC	Belconnen United FC
NPL Youth	U14	Belconnen United FC	Belconnen United FC	Canberra FC
NPL Youth	U13	Monaro Panthers FC	Belconnen United FC	Canberra FC

The 2019 NPL1 Men's 1st Grade competition saw Canberra Olympic FC run away with the Premiership with 37 points, Tigers FC finished second on 32 points, Gungahlin United FC finished third on 28 points, while Canberra FC just pipped Belconnen United FC on goal difference to claim fourth position after both teams finished on 26 points.

In the Major Semi Final, Tigers FC ran out victors 1-0 against Premiers Canberra Olympic FC, booking their spot in the Grand Final, while in the Minor Semi Final, Gungahlin United FC defeated Canberra FC 5-2 to progress through to the Preliminary Final. The Preliminary Final saw Gungahlin United FC upset the Premiers Canberra Olympic FC 2-1, booking their spot in the 2019 NPL1 Men's Grand Final against Tigers FC. Gungahlin United FC then continued their winning form, defeating Tigers FC 5-0 in the Grand Final.

The 2019 NPL2 Men's 1st Grade competition saw the battle for the Premiership decided in the final round of the season, with Canberra White Eagles FC claiming top spot on goal difference, with O'Connor Knights SC finishing in second position after both Clubs finished the season with 36 points. ANU FC finished were not too far behind either, finishing in third position on 34 points, and Queanbeyan City FC rounded out the top four on 29 points.

The Major Semi Final highlighted the tight contest in the Premiership race, with O'Connor Knights SC defeating Canberra White Eagles FC in a penalty shoot out 5-4, after the scores were locked at 2-2. In the Minor Semi Final, ANU FC defeated Queanbeyan City FC 2-1. The Preliminary Final saw ANU FC then upset the Premiers 1-0, knocking Canberra White Eagles FC out of the finals. ANU FC then continued on in the Grand Final, defeating O'Connor Knights 5-1 to claim the Championship.

The 2019 Charity Shield match was played between Canberra FC (2018 NPL1 Men's Premiers) and Gungahlin United FC (2018 FFA Cup Capital Football Preliminary Rounds winner), with proceeds going to The Salvation Army. Canberra FC were the winners of the 2019 Charity Shield defeating Gungahlin United FC 2-1.

NATIONAL PREMIER LEAGUES

(WOMEN)



Age Grade	Premiers	Champions	Championship Runners Up
1st	Belconnen United FC	Belconnen United FC	Canberra FC
Reserve	Canberra United Academy	Woden-Weston FC	Canberra United Academy
U17	Canberra United Academy	Canberra United Academy	Wagga City Wanderers FC
U15	Belconnen United FC	Belconnen United FC	Woden-Weston FC
U13	Belconnen United FC	Belconnen United FC	Canberra FC

The 2019 NPL Women's 1st Grade competition saw Belconnen United claim the Premiership (46 points) in another stellar season that saw them win 15 of their 16 Premiership matches, with the only match not won resulting in a draw.

Canberra FC finished the season in second on 38 points, Canberra United Academy took third position on 31 points and Gungahlin United FC rounded out the top four on 29 points.

In the Major Semi Final, Belconnen United defeated Canberra FC 2-0 to progress straight through to the Grand Final, while in the Minor Semi Final, Canberra United Academy defeated Gungahlin United FC 4-2. The Preliminary Final then saw Canberra FC defeat Canberra United Academy 4-1, setting up a Grand Final between Belconnen United FC and Canberra FC. The Grand Final was an enthralling battle, with neither team able to get a goal in regular time. Belconnen United then emerged Champions after scoring the winner in extra time to defeat Canberra FC 1-0.



McDonald's®
**kanga
cup 2019**



BRINDABELLA BLUES
FOOTBALL CLUB

The 2019 McDonald's Kanga Cup once again saw over 300 teams and 5000 players assemble for a week of football fun in the Nation's Capital.

Among this year's international contingent were new teams DFU Cruzeiro from the Philippines and Iona College from New Zealand, along with the returning ActiveSG Academy from Singapore and Singok PS from South Korea. As usual, much of Australia was represented, with teams from every state in Australia joining the Canberra group.

Games were played across nine venues throughout the ACT and surrounds from Monday to Thursday, with Friday's grand finals held at Southwell Park. The VIVA AWD Gala Day was again popular this year, as players from all teams came together to take part in shortened games against all participating teams.

In 2019 the Kanga Cup also welcomed back their naming rights sponsor, McDonald's ACT and Queanbeyan. Once again local McDonald's stores hosted the Q&A Session in the leadup to the tournament, and the team kit collection before the Opening Ceremony.

The 2019 Opening Ceremony was presented by Milo and was held at John Dunmore Lang Place which saw teams march around Reconciliation Place as part of the event. Following the ceremony there were three exhibition matches on show, headlined by a Trans-Tasman match which saw the indigenous Koori Kangaroos take on Meadowbank United of New Zealand.

The Kambri precinct at the Australian National University were on board in 2019, with Kanga Kids Skills Sessions held there from Monday to Wednesday, and a State of Origin Watch Party at Badger & Co on the Wednesday night.

The McDonald's Kanga Cup wouldn't run as smoothly as it does without the volunteers who give up their time to ensure everything goes to plan and the local clubs who assist with setting up and maintaining venues throughout the week. Thank you for all the work you do!

- ▶ **VIVA AWD**
- ▶ **U9 Male Cup**
- ▶ **U9 Male Shield**
- ▶ **U10 Female Cup**
- ▶ **U10 Male Cup**
- ▶ **U10 Male Plate**
- ▶ **U10 Male Shield**
- ▶ **U11 Female Cup**
- ▶ **U11 Male Cup**
- ▶ **U11 Male Shield**
- ▶ **U12 Female Cup**
- ▶ **U12 Female Plate**
- ▶ **U12 Male Cup**
- ▶ **U12 Male Plate**
- ▶ **U12 Male Shield**
- ▶ **U13 Female Cup**
- ▶ **U13 Male Cup**
- ▶ **U13 Male Plate**
- ▶ **U13 Male Shield**
- ▶ **U14 Female Cup**
- ▶ **U14 Male Cup**
- ▶ **U14 Male Plate**
- ▶ **U15 Male Cup**
- ▶ **U15 Male Plate**
- ▶ **U16 Female Cup**
- ▶ **U16 Male Cup**
- ▶ **U18 Female Cup**
- ▶ **U18 Male Cup**

United Abilities City
Maccabi Hakoah
ActiveSG Academy
Griffith FC
Maccabi Hakoah
Wagga City Wanderers
Northbridge FC
Manly United
Pascoe Vale FC
ActiveSG Academy
Emerging Jets
Wagga City Wanderers
Singok PS
Curl Curl Youth Club
East FC
Belconnen United
West Point SC
Chelsea FC
Dubbo Representative
South Melbourne
Adelaide City
Ringwood City
John Fawcner College
Shellharbour JFC
Belconnen United
University of Wollongong Juniors
Daegu Dongbu
Central Coast Sports College

COMMUNITY LEAGUES



The 2019 State League Men's 1 competition saw a tough battle between an experienced UC Pumas FC side and an ADFA FC side. ADFA led the competition until Round 14 before the Pumas came home strong and finished as champions by just three points. Fittingly, the two sides met in the Grand Final where UC brushed aside a depleted ADFA team 2-0 to claim the double.

In a testament to how competitive all State League Men's divisions were in 2019, seven of the nine League Champions were defeated in their respective finals. Division 2 League Champions Brindabella Blues and Division 3 Reserve League Champions Weston Molonglo FC both lost in heartbreaking penalties in their Grand Finals, as Lanyon United FC and Burns FC caused upsets.

Weston Molonglo FC and Burns FC claimed the League and Championship double in SLM5 and SLM6, as both sides won their leagues by a fine margin before beating their second placed opposition in the Grand Finals.

It was a tight race in the Women's State League Division 1 competition as ANUWFC claimed league honours by four points over UC Pumas FC only to suffer Grand Final heartbreak via a penalty shootout to fourth placed Canberra City SC.

ANUWFC secured the double in State League Women's Division 2, while their Division 5 counterparts took out the league before losing to eventual champions Belwest SC.

O'Connor Knights SC were unable to continue their all-conquering league form into the Finals Series in SLW3, losing the Grand Final in a tense penalty shootout to Weston Molonglo FC.

Monaro Panthers FC - Black took out a tight SLW4 competition which went down to the wire with a single point separating first from third, before securing the Grand Final with a 1-0 win over Yass FC. The SLW6 double was taken out by Burns FC, who capped off an excellent season with a 1-0 win over second placed Majura FC in the Grand Final.

ANUWFC finished as 2019 State League Women's Club Champions with Weston Molonglo FC taking out both the Masters League Men's and State League Men's Club Champions.

Capital Football thanks all clubs, players, coaches, volunteers, club delegates, administrators and match officials who contributed to the Community League competitions in 2019.

Division	League Champion	Grand Final Winners
State League Men's Division 1	UC Pumas FC	UC Pumas FC
State League Men's Division 1 Reserves	UC Pumas FC	Weston Molonglo FC
State League Men's Division 2	Brindabella Blues FC	Lanyon United FC
State League Men's Division 2 Reserves	ANU FC	Belwest SC
State League Men's Division 3	Yass FC	Brindabella Blues FC
State League Men's Division 3 Reserves	Weston Molonglo FC	Burns FC
State League Men's Division 4	ANU FC	Belnorth FC - Blue
State League Men's Division 4 Reserves	ANU FC	Majura FC
State League Men's Division 5	Weston Molonglo FC	Weston Molonglo FC
State League Men's Division 6	Burns FC	Burns FC
State League Women's Division 1	ANUWFC	Canberra City SC
State League Women's Division 2	ANUWFC - Orange	ANU WFC - Orange
State League Women's Division 3	O'Connor Knights SC	Weston Molonglo FC
State League Women's Division 4	Monaro Panthers - Black	Monaro Panthers - Black
State League Women's Division 5	ANUWFC - Orange	Belwest SC
State League Women's Division 6	Burns FC	Burns FC
Masters League Men's Division 1	ANU FC	Gungahlin Juventus
Masters League Men's Division 2	Weston Molonglo FC	Queanbeyan City FC
Masters League Men's Division 3	Gungahlin United FC	Burns FC
Masters League Men's Division 4	Belwest SC	Belwest SC
Masters League Men's O45	Brindabella Beavers	Woden Valley SC - Red

SUMMER FOOTBALL

The action didn't stop at the end of the winter season, with a number of summer football competitions giving participants their football 'fix' over the off-season. The Summer Football season had external challenges as a number of matches across all competitions were affected by smoke and other severe weather events.

The Men's Summer Masters competition was once again run predominantly at the AIS Grass Fields, with 18 teams battling it out across two divisions on Tuesday and Thursday nights.

The Premier League Summer 20's competition gave clubs a chance to have a look at new and upcoming players ahead of the 2020 NPL Season with 2019 NPL1 Grand Final winners Gungahlin United finishing at the top once again at the end of summer.

The Women's Summer Sixes returned to Waramanga in 2019, after the pavilion upgrades saw the competition moved to Hawker in 2018. Thirteen teams participated across the Open and Masters divisions, lighting up the Waramanga Playing Fields on Sunday evenings.

ACTEWAGL JUNIOR LEAGUE



The 2019 ActewAGL Junior League Season saw a total of 270 teams compete across 29 competitions in the U12-U18 age groups, including 69 teams competing in girls only competitions. A total of 2,027 fixtures were played across 43 venues throughout the five months of competition.

ActewAGL Junior League presentations were held in conjunction with Grand Final Day, where despite the weather and the heavy rains, U16 and U18 teams contested for Grand Final honours.

Premiers Canberra Grammar School won the battle of the schools in Open U18 Division 1, defeating Marist Canberra FC in the Grand Final. In the Girls U18 Division 1, premiers Brindabella Blues FC Yellow overcame Belsouth Fusion 4-2 in a high-scoring affair.

Capital Football would like to thank the ongoing support of ActewAGL for yet another season of junior football. Without their support the season would look very different.

Capital Football would also like to thank Woden Valley SC, Weston Molonglo FC, Brindabella Blues FC and University of Canberra for assisting Capital Football in hosting the Semi Finals and Grand Final Day in 2019.

Age	Gender	Division	Premiers	Runners Up
U12	Girls	Div 1	Woden Valley SC Hammers	Belsouth FC Marvels
U12	Open	Div 1	O'Connor Knights SC	Brindabella Blues FC
U12	Girls	Div 2	Woden Valley SC Wolves	Weston Molonglo FC
U12	Open	Div 2	Gungahlin United FC Cyclones	Gungahlin United FC Storm
U12	Girls	Div 3	Belwest Foxes SC	Woden Valley SC Gazelles
U12	Open	Div 3	Woden Valley Roar	Belnorth FC
U12	Open	Div 4	Cooma Tigers SC Falcons	Palerang United FC (Bungendore)
U13	Open	Div 1	Weston Molonglo FC Development	Belconnen United FC
U13	Open	Div 2	Marist Canberra FC	Brindabella Blues FC
U13	Open	Div 3	Marist Canberra FC Royal	Gungahlin United FC Tornadoes
U13	Open	Div 4	Canberra Grammar School B	Queanbeyan City FC
U14	Girls	Div 1	Belsouth FC	Canberra Girls Grammar School
U14	Open	Div 1	Marist Canberra FC	Belwest Foxes SC
U14	Girls	Div 2	Cooma Tigers SC	Canberra Girls Grammar School
U14	Open	Div 2	Yass FC	St Edmunds
U14	Girls	Div 3	Gungahlin United Royals	Belsouth FC Eclipse
U14	Open	Div 3	Woden Valley SC Monsters	Woden Valley SC Ninjas
U15	Open	Div 1	Canberra Grammar School A	Marist Canberra FC
U15	Open	Div 2	Tuggeranong United FC	Woden Valley SC Wanderers
U15	Open	Div 3	Woden Valley SC Roar	Majura FC

Age	Gender	Division	Premiers	Champions	Runners Up
U16	Girls	Div 1	Woden Valley United	Woden Valley United	Woden Weston FC
U16	Open	Div 1	Belconnen United FC	Gungahlin United Thunder	Canberra Olympic Development
U16	Girls	Div 2	Weston Molonglo FC	Weston Molonglo FC	Queanbeyan City FC
U16	Open	Div 2	Belwest Foxes SC	Brindabella Blues FC	Belwest Foxes SC
U16	Open	Div 3	Weston Molonglo FC	Weston Molonglo FC	Belnorth FC
U18	Girls	Div 1	Brindabella Blues FC Yellow	Brindabella Blues FC Yellow	Belsouth Fusion
U18	Open	Div 1	Canberra Grammar School 1st XI	Canberra Grammar School 1st XI	Marist Canberra FC 1st XI
U18	Open	Div 2	Belsouth FC	Belsouth FC	Marist Canberra FC
U18	Open	Div 3	Radford College FC Glory	Radford College Glory	Radford College Victory

ACT FOOTBALL STATE SQUADS



GIRLS NATIONAL YOUTH CHAMPIONSHIPS

Capital Football entered squads in both the U14 and U15 age groups for the National Youth Championships in Coffs Harbour between 15th and 19th July.

The U14 Girls finished the week in 1st place for Group B with 4 wins and 1 draw, finishing with a goal difference of +9 for the Championships.

The U15 Girls finished the week in 5th place of Group B with 1 draw and 3 losses, finishing with a goal difference of -8 for the Championships.

U14 GIRLS NYC

Coach: Phil Booth
Assistant Coach: Pat Mills
Manager: Kathleen Churchill
Goal Keeper Coach: Paul Jones
Physio: Michaela Day (Performance Edge Physiotherapy)

U15 GIRLS NYC

Coach: Eddie Senatore
Assistant Coach: Talal Safar
Manager: Ciaran O'Rourke
Goal Keeper Coach: Paul Jones
Physio: Katie Mack (Performance Edge Physiotherapy)

GIRLS NATIONAL TRAINING CENTRE CHALLENGE

The Capital Football NTC Squad finished the National Talent Challenge in second place of Group A, finishing with 1 win, 1 draw, and 1 loss and a goal difference of 0 for the tournament.

U17 GIRLS NTC

Coach: Antoni Jagarinec
Assistant Coach: Matt Moore
Manager: Ciaran O'Rourke
Goal Keeper Coach: Paul Jones
Physio: Michaela Day (Performance Edge Physiotherapy)

BOYS NATIONAL YOUTH CHAMPIONSHIPS

Capital Football entered squads in both the U13 and U14 age groups for the National Youth Championships in Coffs Harbour between September 30th and October 4th.

The U13 Boys finished the week with 4 wins and 1 draw, and a final goal difference of +10 in Group B of the Championships.

The U14 Boys finished the week with 1 Win, 3 Draws, and 1 loss and a goal difference of -2 in Group B of the Championships.

U13 BOYS NYC

Coach: Sam Mcloughlin-Wilden
Assistant Coach: Hatef Beigi
Manager: Daniel Stern
Physio: Daniel Tait (Performance Edge Physiotherapy)

U14 BOYS NYC

Coach: Bernie To
Assistant Coach: Ali Efe
Manager: Ciaran O'Rourke
Physio: Jessie Rasschaert (Performance Edge Physiotherapy)

ACT FUTSAL STATE SQUADS



NATIONAL FUTSAL CHAMPIONSHIPS

U12 BOYS

Coach: Elie Darwich

Finish: 5th in Pool B

U13 BOYS

Coach: Brady Nixon

Finish: 3rd in Pool B - Lost Semi Final to FNSW Metro Thunder

U14 BOYS

Coach: Grant Davoren

Finish: 4th in Pool B – Lost Qualifying final to FNSW Metro Thunder

U15 BOYS

Coach: Jayde James-Ward

Finish: 6th on Table

U16 BOYS

Coach: Zdravko Milicevic

Finish: 6th on Table

U13 GIRLS

Coach: Ahmed Ugool

Finish: 4th in Pool B – Lost Qualifying final to FNSW Metro Thunder

U15 GIRLS

Coach: Eddie Senatore

Finish: 3rd on Table - Lost Semi Final to FNSW Metro Thunder

U17 GIRLS

Coach: Nick Van Aalst

Finish: 1st on Table – Lost Semi Final to FNSW Country North

ATHLETES WITH DISABILITIES ROYAL

Coach: Bernie To

Assistant Coach: Merryn Brown

Finish: 3rd on Table – Lost Preliminary Final to Football SA

ATHLETES WITH DISABILITIES GOLD

Coach: Kelly Stirton

Assistant Coach: Phil Booth

Manager: Merryn Brown

Finish: 5th on Table - Lost Elimination Final to Football SA

FUTSAL





It was another big year of Capital Football's social futsal, with a total of 1,308 players competing in 153 teams during the 2018/19 Summer Futsal Season. Winter futsal was also popular, with 578 players taking part in 10 competitions as well as North and South Canberra Futsal running their junior social competitions in the 2018/19 season.

Men's and Women's Futsal Premier League ran again in 2019, with Timberwolves FC and Boomerangs FS taking out their respective Grand Finals. Golden Boot winner Stephen Domenici scored 19 goals in just 10 games as part of a strong Prawns team who finished Premiers before going down 4-0 in the Grand Final. Boomerangs FS did the double in the Women's Futsal Premier League, finishing 1st in the regular season before defeating North Canberra Untouchables Navy 2-0 in the Grand Final. Rachael Corbett from Boomerangs FS took out the Women's Golden Boot award, scoring 12 goals across 13 round matches.

Boomerangs FS competed in the Football NSW Futsal Premier League 2 competition after failing to achieve promotion in the 2017/18 season. Six out of their nine competitive teams had top four finishes, making the finals stage, with two teams finishing as Premiers (Open Women, U19 Men). Two teams went on to participate in Grand Finals (U16 Boys, U19 Men), and whilst neither won their Grand Final, the club achieved promotion to the Football NSW Futsal Premier League 1 competition after finishing 1st in the Club Championship.

REFEREES



CADET AND ACADEMY REFEREE PROGRAM (CARP)

The CARP commenced in June 2019 following the commencement of the Referee Development Manager. There were two sessions a month until the final session in September which included a mix of practical training and education sessions.

CARP members were typically appointed to NPLW U13-U17, NPLY U16-U18 grades during the season. Performance of CARP members was monitored during 2019 and where appropriate opportunities for progression were identified. Examples of this include;

- ▶ 4x Academy members made their refereeing debut on NPLW
- ▶ 6x Academy members made their refereeing debut on NPL1 U20
- ▶ 4x Academy members made their refereeing debut on NPL2 U20
- ▶ 2x Cadet members made their refereeing debut on NPLW Reserves
- ▶ Aisha Strutt was appointed to referee the NPLW Reserves grand final
- ▶ Damon van Putten was appointed to referee the NPL2 U20 grand final

TEMPORARY DISMISSALS

The implementation of Temporary Dismissals in all Senior Football competitions was an outcome of the 2018 Referee Review aimed at developing a stronger and more supportive culture for referees.

Comparing the Capital Leagues (2018) and NPL 2 Men's competitions (2019) there was a 36% reduction in dissent towards match officials; a decrease of 50% and 17% in 1st Grade and U20's respectively. Comparing all 2019 Temporary Dismissal leagues against the 2018 Capital League showed a decrease of dissent towards match officials by 64%.

The implementation of Temporary Dismissals has also had a positive effect in reducing the number of R6 offences towards match officials. Overall, the total number of R6 offences towards match officials in Temporary Dismissal leagues decreased by 67% in 2019.

Data from the Temporary Dismissal stakeholder survey revealed that the implementation of Temporary Dismissals improved the experience of referees.

SUCCESS STORIES

The following Capital Football referees participated in FFA National tournaments:

- ▶ Boys National Youth Championships: Damon van Putten, Brad McGrath and Thomas Gellatly
- ▶ Girls National Talent Centre: Jennifer Hollis (assessor) and Thomas Gellatly
- ▶ Nathan Shakespear was selected as a match official on the Foxtel Y-League 2019/20 for the third season. Following an initial year as an assistant referee, this was his second year as a referee on the league. After a review of their performances during the Boy's National Youth Championships, Damon van Putten and Thomas Gellatly were selected as match officials for the first time.
- ▶ Owen Goldrick and Greg Taylor continued their involvement in the Hyundai A-League with Adam Powers selected to the Assistant Referee panel for the first time. Richard Naumovski was also reappointed as an Assistant Video Assistant Referee.
- ▶ Georgia Ghirardello became the first female ACT referee to be appointed to the Westfield W-League (WWL) Referee panel after her first WWL season as an Assistant Referee. Nia Southwell, Lauren Hargrave and Delfina Dimoski were reappointed to the Assistant Referee Panel.
- ▶ Clive Mackillop was reappointed as an assessor on the national panel and, whilst eligible for any of the national leagues, was primarily involved with the FYL and WWL. As part of her ongoing development, Jennifer Hollis was also exposed to WWL referee assessing by accompanying Clive during his assessment duties.

CAPITAL FOOTBALL REFEREE AWARDS 2019

Award	Award Recipient
2018/19 Futsal Referee Awards	
North Canberra Futsal Referee of the Year	Jackson Palombi
Encouragement Award	Richard Brown
Referees' Referee of the Year	Cameron Shelton
2019 Cadet and Academy Referee Program Awards	
Cadet Referee of the Year	Curtis Schaeffer
Academy Referee of the Year	Aisha Strutt
2019 McDonald's Kanga Cup Local Referee Awards	
McDonald's Kanga Cup Junior Local Referee Award	Sebastian Arranz
McDonald's Kanga Cup Senior Local Referee Award	Thomas Gellatly
2019 Football Referee Awards	
Ian Hotchkiss Award	Atticus Batten
Gordon Carmichael Award	Alex Lawton
Encouragement Award	Alexandra Mackay
Nick Szego Award	Delfina Dimoski
Grand Final Referee Awards	
2018/19 FPL Men's Grand Final Match Officials	Scott Boon Richard Brown Fergus White
2018/19 FPL Women's Grand Final Match Officials	Hope O'Leary Jackson Tippet Karla Martin
2019 Federation Cup - Men's	Gary Vandeburgt
2019 Federation Cup - Women's	Delfina Dimoski
2019 ACT NPL Grand Final - Men's	Bruno Kehl
2019 ACT NPL Grand Final - Women's	Georgia Ghirardello

CANBERRA UNITED ACADEMY



Canberra United Academy had another successful season in Capital Football's NPLW competitions, with all four teams progressing to finals in 2019. CUA's NPLW side progressed to the Preliminary Final before being defeated by Canberra FC, NPLW Reserve grade lost the Grand Final, U17s side claimed Grand Final honours in a heart-stopping penalty shoot-out, while the club's U15 side finished in fourth position before being knocked out in the semi-finals.

Before the season got underway, CUA hosted an information evening presentation with parents to shed light on future planning and objectives for the club, the key performance indicators and most importantly gave the chance for parents to ask questions and to contribute to the club.

The key takeaways from the presentation were:

- ▶ Securing training venues and having a consistent home for the players
- ▶ Player Reviews twice a year
- ▶ Effective communication with Slack
- ▶ Turning CUA into a club
- ▶ Having a canteen on game days
- ▶ Implementing off-field sessions for the players
- ▶ Club Presentation

TRAINING VENUE AND HAVING A CONSISTENT HOME FOR THE PLAYERS

The senior squads made the decision to train on early Friday morning sessions and although this time was early for most players, parents and coaches, everyone adapted and enjoyed the morning sessions.

All training sessions for CUA were held at Hawker Football Centre, with the exception of the Friday evening sessions for the U15's and U17's, which were held at Lyneham or the University of Canberra. There were also regular coaches meeting held on Thursdays at Hawker to discuss the teams for the following weekend's games.

PLAYER REVIEWS TWICE A YEAR

All coaches sat down with their players at the start of the season to set goals and objectives. The players were also provided with a template to help their personal assessments and track their improvements.

EFFECTIVE COMMUNICATION WITH SLACK

This season, the whole of CUA joined online communication app Slack to ensure everyone was informed instantly of any sudden changes and decisions. The feedback from parents and players was Slack improved communication and provided reassurance to parents.

HAVING A CANTEEN ON GAME DAYS

Beginning with a volunteer putting up her hand to help, CUA launched a canteen at its home games in 2019. After the first home game, CUA had made more than \$500. Parents started to volunteer, making pulled pork rolls and soups, so a roster was designed to assist with the organisation. By the end of the season CUA had made \$5,000, with \$3,000 going to buy GPS units and around \$1,000 funding a presentation for the players.

EDUCATION SESSIONS

This year, PHD student Michael Sydney willingly gave his time to present to the players despite studying for his thesis. His sessions were of great value, with topics including recovery, menstruation cycles and nutrition.

CLUB PRESENTATION

Another important aspect of our season was the end of season presentation where we celebrated the achievement of the players throughout the season, awarding Player of the Year and Player's Player of the Year. The presentation was held at Hawker Football Centre with a BBQ. The canteen funds were also used to hire bubble soccer which the players loved.

COACHES

- ▶ **U15:** Troy Boots
- ▶ **U17:** Patt Mills
- ▶ **Reserves:** Eddie Senatore
- ▶ **Firsts:** Heather Garriock



TABLES

1ST - NPL ACT WOMEN'S 2019

Position	Club	P	W	D	L	For	Agst	GD	Pts
1	Belconnen United FC	16	15	1	0	105	2	103	46
2	Canberra FC	16	12	2	2	86	10	76	38
3	Canberra United Academy	16	10	1	5	55	27	28	31
4	Gungahlin United FC	16	9	2	5	41	27	14	29
5	Woden-Weston FC	16	9	1	6	37	33	4	28
6	Tuggeranong United FC	16	4	1	11	14	67	-53	13
7	Wagga City Wanderers FC	16	3	0	13	17	81	-64	9
8	Monaro Panthers FC	16	2	2	12	20	60	-40	8
9	Canberra Olympic FC	16	2	2	12	13	75	-62	8

Played in Semi Final, progressed to Preliminary Final.

RES - NPL ACT WOMEN'S 2019

Position	Club	P	W	D	L	For	Agst	GD	Pts
1	Canberra United Academy	16	12	3	1	79	18	61	39
2	Woden-Weston FC	16	12	2	3	87	17	73	38
3	Belconnen United FC	16	11	3	2	59	14	45	36
4	Canberra FC	16	11	2	3	77	24	53	35
5	Gungahlin United FC	16	7	0	9	32	45	-13	21
6	Canberra Olympic FC	16	5	0	11	28	48	-20	15
7	Wagga City Wanderers FC	16	3	1	12	29	79	-51	10
8	Tuggeranong United FC	16	3	0	13	11	105	-94	9
9	Monaro Panthers FC	16	2	1	13	14	65	-51	7

Played in Semi Final, progressed to Grand Final and won.

U17 - NPL ACT WOMEN'S 2019

Position	Club	P	W	D	L	For	Agst	GD	Pts
1	Canberra United Academy	14	14	0	0	76	11	65	42
2	Belconnen United FC	14	9	3	2	55	26	29	30
3	Wagga City Wanderers FC	14	8	3	3	78	24	54	27
4	Canberra FC	14	7	3	4	52	26	26	24
5	Woden-Weston FC	14	6	3	5	50	36	14	21
6	Gungahlin United FC	14	4	0	10	26	70	-44	12
7	Tuggeranong United FC	14	2	0	12	12	99	-87	6
8	Monaro Panthers FC	0	0	0	0	0	0	0	0
9	Canberra Olympic FC	14	0	0	14	16	73	-57	0

Played in Semi Final, progressed to Grand Final. Won on penalties.

U15 - NPL ACT WOMEN'S 2019

Position	Club	P	W	D	L	For	Agst	GD	Pts
1	Belconnen United FC	16	14	2	0	77	8	69	44
2	Woden-Weston FC	16	13	2	1	72	20	52	41
3	Wagga City Wanderers FC	16	11	0	5	46	29	17	33
4	Canberra United Academy	15	8	4	3	37	14	23	28
5	Canberra FC	16	6	1	9	25	34	-9	19
6	Tuggeranong United FC	16	4	4	8	32	54	-22	16
7	Monaro Panthers FC	16	3	5	8	22	32	-10	14
8	Gungahlin United FC	16	2	4	10	23	59	-36	10
9	Canberra Olympic FC	16	0	0	16	4	85	-81	0

Played Semi Finals. Didn't progress any further.

SKILL ACQUISITION PROGRAM

The 2019 Skill Acquisition Program (SAP) encompassed 6 age groups in both boys and girls: U7, U8, U9, U10, U11 and U12. These groups involved a part-time training environment which was designed to supplement the club-based training and games of each player by providing additional training contacts during the week. The CUA coaches used a mix of traditional Skills Training delivery methods and newly introduced Game Intervention Game method (GIG). The program was conducted by 6 coaches, whose qualifications consisted of a minimum of a C-Licence for Head Coaches, with the assistants largely made up of scholarship coaches with qualifications ranging from community coaching accreditations to C-Licences (pending assessment). The Head of Skill Acquisition was Phil Booth, who is A-Licence (pending assessment) qualified and who for the past 21 years has specialised in the skill acquisition phase of development. Throughout 2019 all of the coaches who delivered the SAP program went through weekly design and self/group evaluations for the purpose of personal development. The SAP program ran from February through to early December, and outside of the training environment the squads also competed in a number of tournaments and gala days during the year.

COACH EDUCATION



In 2019 Capital Football delivered community coaching courses to more than 200 coaches and advanced courses including Youth and Senior C Licences to over 75 participants.

COMMUNITY COACHING COURSES

A total of 20 community courses were delivered throughout 2019 in the ACT region, ranging in scope from the ALDI MiniRoos Certificate up to the Skill Training Certificate and Game Training Certificate. The Community Coaching portfolio of courses is based around helping new coaches attain education and experience as they begin their coaching journey in football.

The ALDI MiniRoos Certificate is for coaches who are working with players between the ages of five and nine in the Discovery Phase of the National Coaching Curriculum. This area of the curriculum focuses on developing coach's skills to enable them to create a fun football environment for ALDI MiniRoos aged players. More than 100 coaches attended these courses in Dickson, Weston, Belconnen, Gungahlin and at Marist and Burgmann College. The Skill Training Certificate is aimed at coaches who work with the 9-13 age bracket of children who are currently in the Skill Training phase of the Curriculum. The focus of a coach in this area is on the development and delivery of the four core skills; passing/striking the ball, first touch, running with the ball and 'one on one' situations which are honed in a series of structured sessions. A number of clubs hosted coaching courses, and 32 coaches across 2019 attended these courses and received their STC qualification as a result.

Aimed at coaches working with players in the 13-17 age bracket, the Game Training Certificate helps coaches develop the tactical awareness of players, as well as their perception and decision making using a game-based approach. In 2019 the GTC was combined with the Senior Coaching Certificate course and hosted by Woden Valley SC during the year. Eleven coaches attended and attained the GTC in 2019.

2019 Courses Delivered and Coaches Accredited			
Course Title	No. of Courses	Participants	Av. Participants (per course)
Grassroots	14	138	10
Skill Training	3	32	11
Game Training Certificate	1	11	11
Senior Coaching Certificate	0	0	0
Goalkeeping Award	1	4	4
Futsal Certificate	1	7	7
Futsal License	1	8	8
Totals	21	200	9

Capital Football would like to thank the following FFA Accredited Coaching Presenter for presenting or assisting in the presenting of the community course portfolio in 2019: Richard Jalland.

ACT ADVANCED COACH EDUCATION

A review of NPL & NPLW coaching accreditation in 2019 and the implementation of the NPL/NPLW and NPLY minimum coaching accreditation helped to gauge the demand and need for advanced courses in the region and will help clubs ensure their coaching staff are suitably accredited to oversee teams in 2020 and moving forward. As seen in the table below, 76 coaches attended Advanced Coaching courses in 2019 to further their coaching career and gain higher accreditation.

2019 Regional Advanced Courses	
FFA/AFC 'C' Part 1	3
FFA/AFC 'C' Youth Licence	37
FFA/AFC 'C' Senior Licence	33
FFA/AFC 'C' Senior Licence Part 2	3
Total	76

In addition to the Advanced courses conducted, Capital Football also conducted over 120 live C-Licence assessments, and more than 30 C-Licence video assessments and 12 live B-Licence assessments.

Following on from the success of the 2018 State Coaching Conference, the 2019 edition had 55 coaches attend new Advanced Coaching workshops.



FINANCIAL STATEMENTS

TABLE OF FINANCIAL POSITION

Capital Football ended the 2019 financial year with an operating surplus of \$189K and cash in the bank of \$2.92M.

The result is up to forecast (\$113K) mainly to due Capital Football requiring less provision for doubtful debts.

Capital Football would like to acknowledge the contribution of the members of our Finance, Audit and Risk Management Committee (FARM), Dion Cannell and Attilio Martiniello.

Program Area	Budget 2019	Actual 2019	Variance (\$)
Governance			
Administration	-\$ 349,690	-\$ 291,966	\$ 57,724
Commercial			
Hawker Football Centre	-\$ 82,530	-\$ 72,329	\$ 10,201
Facilities	\$ 55,455	\$ 58,945	\$ 3,490
Digital Engagement	-\$ 160,894	-\$ 171,766	-\$ 10,872
Corporate Partnerships & Events	-\$ 40,664	\$ 152,073	\$ 192,737
Performance			
ACT Teams - Football	-\$ 26,990	-\$ 8,909	\$ 18,081
ACT Teams - Futsal	-\$ 20,692	-\$ 43,361	-\$ 22,669
Canberra United Academy	-\$ 45,511	-\$ 14,074	\$ 31,437
Player Programs	-\$ 8,542	-\$ 34,861	-\$ 26,319
Coach Programs	-\$ 69,866	-\$ 64,778	\$ 5,088
Participation			
NPL - Men	-\$ 29,829	-\$ 65,685	-\$ 35,856
NPL - Women	\$ 6,230	\$ 4,385	-\$ 1,845
Community Leagues	\$ 480,697	\$ 453,454	-\$ 27,243
Junior Leagues	\$ 439,499	\$ 443,419	\$ 3,920
Futsal	\$ 101,847	\$ 66,458	-\$ 35,389
Referees	-\$ 128,024	-\$ 118,927	\$ 9,097
Inclusion Programs	-\$ 69,880	-\$ 38,244	\$ 31,636
Schools Programs & Holiday Clinics	-\$ 52,395	-\$ 29,490	\$ 22,905
Kanga Cup			
2019	\$ 124,618	\$ 137,925	\$ 13,307
Canberra United			
Back half Season 11 (Jan19 to Mar 19)	\$ 65,748	\$ 6,689	-\$ 59,059
First half of Season 12 (Sep 19 to Dec 19)	-\$ 69,857	-\$ 121,014	-\$ 51,157
National Youth League	-\$ 14,415	-\$ 57,957	-\$ 43,542
NFC			
National Futsal Championships	\$ -	\$ -	\$ -
Total Income	\$ 104,315	\$ 189,987	\$ 85,672

DIRECTORS REPORT

Your Board of Directors present this report on the ACT Football Federation Limited (the Federation) for the financial year ended 31 December 2019.

Directors

The names of each person who had been a director during the year or at the date of this report are:

Fran Sankey- Chair
Angelo Konstantinou- Deputy Chair
Garth Morrison
Richard Naumovski
Grace Gill
Gary Vandeburgt
Jodie Newall
Mark O'Neill
Peter Maybury

Directors have been in office since the start of the financial year to the date of this report unless otherwise stated.

Principal Activities

The principal activities of the Federation during the financial year included administering and developing the code of football.

Operating Results

The surplus of the Federation for the year amounted to \$189,986 (2018 surplus: \$90,502).

Review of Operations

A review of operations of the Federation during the financial year indicated that there have been no significant changes to operations of the entity during the financial year.

Significant Changes in State of Affairs

No significant changes in the Federation's state of affairs during the financial year.

ACT FOOTBALL FEDERATION LIMITED

ABN 16 413 452 268

**FINANCIAL REPORT
FOR THE YEAR ENDED
31 DECEMBER 2019**

DIRECTORS REPORT

After Balance Date Events

No matters or circumstances have arisen since the end of the financial year which significantly affected or may significantly affect the operations of the Federation, the results of those operations, or the state of affairs of the Federation in future financial years.

Future Developments

The Federation expects to maintain the present status and level of operations and hence there are no likely future developments in the entity's operations.

Information on Directors

Fran Sankey	Board Member (elected 9/4/2018 to AGM 2021)
<i>Qualifications:</i>	Executive Master of Public Administration; Diploma of Project Management
<i>Experience:</i>	Chair of the Board of Capital Football - elected Chair April 2019 Chair of the Finance, Audit and Risk Management Committee; 2013-2017, Deputy Chair of the Board of Capital Football Member, FFA Women's Football Council, elected December 2018 2008 to 2013: Women's Chair, Weston Creek Soccer Club; 2008 to 2013: Chair, Women's Standing Advisory Committee, Capital Football; 2008; 2004 to 2006: Board Member, Women's Soccer Canberra Board; 2002 to 2003: Sports Convenor, Soccer, 9th Australian Masters Games
Jodie Newall	Board Member (appointed 5/8/2019 to AGM 2021)
<i>Qualifications:</i>	Bachelor of Commerce (Corporate Sustainability), Bachelor of Laws, Admitted to practice as a solicitor of the ACT Supreme Court
<i>Experience:</i>	Current: Legal Advisor – Australian Trade and Investment Commission, Previous: Solicitor – Mills Oakley Australian equestrian representative Member of various high performance programs – ACTAS, NSWIS, Equestrian Australia NCAS equestrian coach and NOAS dressage judge Long-term contributions across various community organisations
Richard Naumovski	Board Member (elected 9/4/2018 to AGM 2021)
<i>Qualifications:</i>	Associate Diploma Accounting
<i>Experience:</i>	FFA Referee (1999-current); Capital Football Referee Standing and Advisory Committee Chair (2012-2015); Capital Football Referee Administrator 2010; Coach Gungahlin United (2017-Current)

DIRECTORS REPORT

Grace Gill
Experience:

Board Member (elected 8/04/2019 to AGM 2022)
2020: Brass Neck Broadcast Commentary Training and Opportunities Program
2019: Australian Institute of Company Directors and Professional Footballers Australian, Women in Leadership Governance Training
2019: Australian Institute of Company Directors and ACT Office for Women, Audrey Fagan Board Directorship short course
2019: Women's Working Group Chair
2008-2015: Canberra United player
2008: Matildas player 2008
2006-2007: Young Matildas player

Angelo Konstantinou
Experience:

Board Member (elected 8/5/2017 to AGM 2020)
(Deputy Chair)
Self Employed Company Director (20 years)
Chief Technology Officer (Viva Leisure / Club Lime Group)
Hellenic Club Board Member since October 2017
Canberra Olympic Committee to 2016
Board member of ACT Futsal Incorporated to 2004

Garth Morrison
Qualifications:

Board Member (elected 8/5/2017 to AGM 2020)
Master of Business Administration (Sports Management)
Graduate Australian Institute of Company Directors (GAICD);
Fellow Australian Institute of Management (FAIM)
Masters of Project Management - Expected completion 2021
Managing Director GrayMorr Hospitality (Since March 2018).

Experience:

Gary Vandeburgt
Qualifications:
Experience:

Board Member (elected 8/4/2019 to AGM 2022)
Bachelor Applied Science (Sports Media)
FFA Referee (1995-current); Soccer Canberra Men's League Manager (2002-05), 15 years Sports Administration experience.

DIRECTORS REPORT

Meetings of Directors

During the financial year, ten meetings of directors were held. Attendance by each director was as follows:

Directors' Meetings		
	Number of face to face meetings eligible to attend	Number of face to face meetings attended
Directors –		
Garth Morrison	10	9
Richard Naumovski	10	6
Fran Sankey	10	10
Angelo Konstantinou	10	10
Mark O'Neill	2	2
Peter Maybury	2	2
Grace Gil	8	8
Gary Vandeburgt	8	8
Jodie Newall	4	4

Indemnifying Officers or Auditor

Except to the extent permitted by law, no indemnities have been given or insurance premiums paid, during or since the end of the financial year, for any person who is or has been an officer or auditor of the Federation.

Proceedings on Behalf of the Federation


No person has applied for leave of a Court to bring proceedings on behalf of the Federation or intervene in any proceedings to which the Federation is a party for the purpose of taking responsibility on behalf of the Federation for all or any of those proceedings.

The Federation was not a party to any such proceedings during the year.

Auditor's Independence Declaration

The lead auditor's independence declaration for the year ended 31 December 2019 has been received and can be found on page 7 of the Financial Report.

Signed in accordance with a resolution of the Board of Directors:




Dated this 9th day of March 2020.

DIRECTORS DECLARATION


The directors of the Federation declare that:

- The financial statements and notes, as set out on pages 8 to 24 are in accordance with the *Corporations Act 2001* and:
 - comply with Australian Accounting Standards; and
 - give a true and fair view of the financial position as at 31 December 2019 and of the performance for the year ended on that date of the Federation;
- In the directors' opinion there are reasonable grounds to believe that the Federation will be able to pay its debts as and when they become due and payable.

This declaration is made in accordance with a resolution of the Board of Directors as required by s295 of the *Corporations Act 2001*.



Dated this 9th day of March 2020.





AccountAbility (ACT) Pty Ltd
ACN: 088 095 354

PO Box 776, Mitchell ACT 2911

Telephone: 02 6170 6870

Email: admin@accountabilitywfr.com.au
www.accountabilitywfr.com.au

Liability limited by a scheme approved under
Professional Standards Legislation

AUDITORS' INDEPENDENCE DECLARATION UNDER SECTION 307C OF THE CORPORATIONS ACT 2001 TO THE DIRECTORS OF ACT FOOTBALL FEDERATION LIMITED

I declare that, to the best of my knowledge and belief, during the year ended
31 December 2019 there have been:

- (a) no contraventions of the auditors' independence requirements as set out in
the *Corporations Act 2001* in relation to the audit, and
- (b) no contraventions of any applicable code of professional conduct in relation
to the audit.

AccountAbility

Anthony Wilson
Registered Company Auditor
Canberra, ACT
9 March 2020

ACT FOOTBALL FEDERATION LIMITED
(A COMPANY LIMITED BY GUARANTEE)
ABN 16 413 452 268

STATEMENT OF COMPREHENSIVE INCOME FOR THE YEAR ENDED 31 DECEMBER 2019

	NOTE	2019 \$	2018 \$
Revenue			
Registration		2,957,471	2,908,742
Grants		947,729	1,031,136
Operations		267,058	344,659
Corporate		793,523	567,645
Resources received free of charge		42,057	42,057
Total revenue		5,007,838	4,894,239
Expenses			
Registration	2	613,974	537,762
Operations	3	908,053	965,208
Corporate	4	429,247	399,133
Accounts, finance & legal	5	(46,348)	26,955
Administration	6	199,012	214,443
Depreciation		91,050	86,704
Logistics	7	307,799	356,173
Staff & contractors	8	2,314,551	2,214,903
Miscellaneous		514	2,456
Total expenses		4,817,852	4,803,737
Surplus for the year		189,986	90,502
Other comprehensive income			
Change in asset revaluation surplus		-	21,495
Total comprehensive surplus for the year		189,986	111,997

The accompanying notes form part of these financial statements

ACT FOOTBALL FEDERATION LIMITED
(A COMPANY LIMITED BY GUARANTEE)
ABN 16 413 452 268

STATEMENT OF FINANCIAL POSITION
AS AT 31 DECEMBER 2019

	NOTE	2019 \$	2018 \$
ASSETS			
CURRENT ASSETS			
Cash and cash equivalents	9	2,921,668	2,660,640
Trade and other receivables	10	679,397	575,408
Inventories		34,345	37,464
Other current assets	11	66,001	42,727
TOTAL CURRENT ASSETS		3,701,411	3,316,239
NON-CURRENT ASSETS			
Property, plant and equipment	12	1,308,049	1,375,674
Right of use assets	13	30,322	-
TOTAL NON-CURRENT ASSETS		1,338,371	1,375,674
TOTAL ASSETS		5,039,782	4,691,913
LIABILITIES			
CURRENT LIABILITIES			
Trade and other payables	14	548,993	451,680
Lease liabilities		31,194	-
Other liabilities – unearned income		578,658	563,392
Provision for employee benefits	15	85,914	81,050
TOTAL CURRENT LIABILITIES		1,244,759	1,096,122
NON-CURRENT LIABILITIES			
Provision for employee benefits	15	45,797	36,551
TOTAL NON-CURRENT LIABILITIES		45,797	36,551
TOTAL LIABILITIES		1,290,556	1,132,673
NET ASSETS		3,749,226	3,559,240
EQUITY			
Retained earnings		3,628,732	3,438,746
Asset revaluation reserve		120,494	120,494
TOTAL EQUITY		3,749,226	3,559,240

The accompanying notes form part of these financial statements

ACT FOOTBALL FEDERATION LIMITED
(A COMPANY LIMITED BY GUARANTEE)
ABN 16 413 452 268

STATEMENT OF CHANGES IN EQUITY
FOR THE YEAR ENDED 31 DECEMBER 2019

	Retained Earnings \$	Asset Revaluation Reserve \$	Total \$
Balance at 1 January 2018	3,348,244	98,999	3,447,243
Total comprehensive surplus for the period	90,502	21,495	111,997
Balance at 31 December 2018	3,438,746	120,494	3,559,240
Total comprehensive surplus for the period	189,986	-	189,986
Balance at 31 December 2019	3,628,732	120,494	3,749,226

The accompanying notes form part of these financial statements

STATEMENT OF CASH FLOWS
FOR THE YEAR ENDED 31 DECEMBER 2019

	NOTE	2019 \$	2018 \$
CASH FLOW FROM OPERATING ACTIVITIES			
Receipts in the course of operations		4,510,515	4,609,801
Payments to suppliers and employees		(5,149,569)	(5,138,094)
Interest received		46,854	31,299
Other income		869,357	1,043,119
Net cash generated by/(used in) operating activities	16	277,157	546,125
CASH FLOW FROM INVESTING ACTIVITIES			
Proceeds from sale of non-current assets		8,507	11,781
Purchase of property, plant and equipment		(14,760)	(61,793)
Net cash generated by/(used in) investing activities		(6,253)	(50,012)
CASH FLOW FROM FINANCING ACTIVITIES			
Repayment of lease liabilities		(9,876)	-
Net cash generated by/(used in) investing activities		(9,876)	-
Net increase/(decrease) in cash held		261,028	496,113
Cash at beginning of the financial year		2,660,640	2,164,527
Cash at end of the financial year	9	2,921,668	2,660,640

The accompanying notes form part of these financial statements

NOTES TO THE FINANCIAL STATEMENTS
FOR THE YEAR ENDED 31 DECEMBER 2019

NOTE 1. STATEMENT OF SIGNIFICANT ACCOUNTING POLICIES

The financial report is for ACT Football Federation Limited as an individual entity, incorporated and domiciled in the Australian Capital Territory. The Federation is a company limited by guarantee.

Basis of Preparation

The financial report is a general purpose financial report that has been prepared in accordance with Australian Accounting Standards-Reduced Disclosure Requirements, Australian Accounting Interpretations, other authoritative pronouncements of the Australian Accounting Standards Board and the *Corporations Act 2001*.

Australian Accounting Standards-Reduced Disclosure Requirements set out accounting policies that the AASB has concluded would result in a financial report containing relevant and reliable information about transactions, events and conditions to which they apply. Compliance with Australian Accounting Standards-Reduced Disclosure Requirements ensures that the financial statements and notes also comply with International Financial Reporting Standards. Material accounting policies adopted in the preparation of this financial report are presented below. They have been consistently applied unless otherwise stated.

The financial report has been prepared on an accruals basis and is based on historical costs, modified, where applicable, by the measurement at fair value of selected non-current assets, financial assets and financial liabilities.

Accounting Policies

(a) Revenue

Revenue from the sale of goods is recognised upon the delivery of goods to customers. Donations and bequests are recognised as revenue when received. Interest revenue is recognised using the effective interest rate method, which for floating rate financial assets is the rate inherent in the instrument. Grant revenue is recognised over the period necessary to match the grant to the costs incurred in undertaking the funded activity. Grant funding received by the Federation for the acquisition of capital items is offset against the capitalised amounts in accordance with AASB 120: *Accounting for Government Grants and Disclosure of Government Assistance*.

Revenue from the rendering of a service is recognised upon the delivery of the service to the customers.

(b) Taxation

No provision for income tax has been raised as the Federation is exempt from income tax under Section 50.45 of the *Income Tax Assessment Act 1997*.

Revenues, expenses and assets are recognised net of the amount of GST, except where the amount of GST incurred is not recoverable from the Australian Taxation Office. In these circumstances the GST is recognised as part of the cost of acquisition of the asset or as part of an item of expense.

NOTES TO THE FINANCIAL STATEMENTS
FOR THE YEAR ENDED 31 DECEMBER 2019

NOTE 1. STATEMENT OF SIGNIFICANT ACCOUNTING POLICIES (Continued)

Receivables and payables in the Statement of financial position are shown inclusive of GST.

Cash flows are presented in the Statement of cash flows on a gross basis, except for the GST component of investing and financing activities, which are disclosed as operating cash flows.

(c) Cash and Cash Equivalents

Cash and cash equivalents include cash on hand, deposits held at-call with banks, other short-term highly liquid investments with original maturities of three months or less, and bank overdrafts.

(d) Inventories

Inventories consist of football equipment and promotional materials which are measured at the lower of cost and net realisable value.

(e) Property, Plant and Equipment

Each class of plant and equipment is carried at cost or fair values as indicated, less, where applicable, any accumulated depreciation and impairment losses.

Plant and Equipment

Plant and equipment are measured on the cost basis less depreciation and impairment losses.

The carrying amount of plant and equipment is reviewed annually by the directors to ensure it is not in excess of the recoverable amount from these assets. The recoverable amount is assessed on the basis of the expected net cash flows that will be received from the assets employment and subsequent disposal. The expected net cash flows have been discounted to present values in determining recoverable amounts.

Plant and equipment that have been contributed at no cost, or for nominal cost are valued at the fair value of the asset at the date it is acquired.

Depreciation

The depreciable amount of all fixed assets including buildings and capitalised lease assets is depreciated on a declining-balance method basis over the asset's useful life to the entity commencing from the time the asset is held ready for use. Leasehold improvements are depreciated over either the unexpired period of the lease or the estimated useful lives of the improvements, whichever best reflects the expected utilisation of the asset.

NOTES TO THE FINANCIAL STATEMENTS
FOR THE YEAR ENDED 31 DECEMBER 2019

NOTE 1. STATEMENT OF SIGNIFICANT ACCOUNTING POLICIES (Continued)

The depreciation rates used for each class of depreciable assets are:

Class of Fixed Asset	Depreciation Rate
Buildings	1.0%
Hawker Oval Redevelopment	2.5 – 14.3%
Equipment and fittings	20.0% – 33.0%
Motor vehicles	20%

The assets' residual values and useful lives are reviewed, and adjusted if appropriate, at each reporting date.

Asset classes carrying amount is written down immediately to its recoverable amount if the asset's carrying amount is greater than its estimated recoverable amount.

(f) Impairment of Assets

At each reporting date, the Federation reviews the carrying values of its tangible assets to determine whether there is any indication that those assets have been impaired. If such an indication exists, the recoverable amount of the asset, being the higher of the asset's fair value less costs to sell and value in use, is compared to the asset's carrying value. Any excess of the asset's carrying value over its recoverable amount is expensed to the Income Statement.

Where future economic benefits of the asset are not primarily dependent upon the asset's ability to generate net cash inflows and when the entity would, if deprived of the asset, replace its remaining future economic benefits, value in use is depreciated replacement cost of an asset.

Where it is not possible to estimate the recoverable amount of an asset class, the Federation estimates the recoverable amount of the cash-generating unit to which the class of asset belongs.

(g) Employee Benefits

Provision is made for the Federation's liability for employee benefits arising from services rendered by employees to the reporting date. Employee benefits expected to be settled within one year together with benefits arising from wages, salaries and annual leave which may be settled after one year, have been measured at the amounts expected to be paid when the liability is settled. Other employee benefits payable later than one year have been measured at the net present value.

Contributions are made by the Federation to an employee's superannuation fund and are charged as expenses when incurred.

NOTES TO THE FINANCIAL STATEMENTS
FOR THE YEAR ENDED 31 DECEMBER 2019

NOTE 1. STATEMENT OF SIGNIFICANT ACCOUNTING POLICIES (Continued)

(h) Provisions

Provisions are recognised when the Federation has a legal or constructive obligation, as a result of past events, for which it is probable that an outflow of economic benefits will result and that outflow can be reliably measured.

Provisions recognised represent the best estimate of the amounts required to settle the obligation at the end of the reporting period.

Gains and losses on disposals are determined by comparing proceeds with the carrying amount. These gains or losses are included in the income statement. When revalued assets are sold, amounts included in the revaluation reserve relating to that asset are transferred to retained earnings.

(i) Leases

Leases of fixed assets, where substantially all the risks and benefits incidental to the ownership of the asset, but not the legal ownership, are transferred to the entity are classified as finance leases.

Finance leases are capitalised, recording an asset and a liability equal to the present value of the minimum lease payments, including any guaranteed residual values.

Leased assets are depreciated on a diminishing-balance basis over their estimated useful lives where it is likely that the entity will obtain ownership of the asset. Lease payments are allocated between the reduction of the lease liability and the lease interest expense for the period.

(j) Financial instruments

Financial assets and financial liabilities are recognised when the entity becomes a party to the contractual provisions to the instrument. For financial assets, this is equivalent to the date that the Federation commits itself to either purchase or sell the asset (i.e. trade date accounting is adopted).

Financial instruments are initially measured at fair value plus transactions costs except where the instrument is classified 'at fair value through profit or loss' in which case transaction costs are expensed to profit or loss immediately.

Classification and subsequent measurement

Finance instruments are subsequently measured at either fair value, amortised cost using the effective interest rate method or cost. *Fair value* represents the amount for which an asset could be exchanged or a liability settled, between knowledgeable, willing parties. Where available, quoted prices in an active market are used to determine fair value. In other circumstances, valuation techniques are adopted.

NOTES TO THE FINANCIAL STATEMENTS
FOR THE YEAR ENDED 31 DECEMBER 2019

NOTE 1. STATEMENT OF SIGNIFICANT ACCOUNTING POLICIES (Continued)

Amortised cost is calculated as:

- i. the amount at which the financial asset or financial liability is measured at initial recognition;
- ii. less principal repayments;
- iii. plus or minus the cumulative amortisation of the difference, if any, between the amount initially recognised and the maturity amount calculated using the *effective interest method*; and
- iv. less any reduction for impairment.

The *effective interest method* is used to allocate interest income or interest expense over the relevant period and is equivalent to the rate that exactly discounts estimated future cash payments or receipts (including fees, transaction costs and other premiums or discounts) through the expected life (or when this cannot be reliably predicted, the contractual term) of the financial instrument to the net carrying amount of the financial asset or financial liability. Revisions to expected future net cash flows will necessitate an adjustment to the carrying value with a consequential recognition of an income or expense in profit or loss.

(i) *Financial assets at fair value through profit or loss*

Financial assets are classified at 'fair value through profit or loss' when they are held for trading for the purpose of short-term profit taking, or where they are derivatives not held for hedging purposes, or when they are designated as such to avoid an accounting mismatch or to enable performance evaluation where a group of financial assets is managed by key management personnel on a fair value basis in accordance with a documented risk management or investment strategy. Such assets are subsequently measured at fair value with changes in carrying value being included in profit or loss.

(ii) *Loans and receivables*

Loans and receivables are non-derivative financial assets with fixed or determinable payments that are not quoted in an active market and are subsequently measured at amortised cost.

(iii) *Held-to-maturity investments*

Held-to-maturity investments are non-derivative financial assets that have fixed maturities and fixed or determinable payments, and it is the entity's intention to hold these investments to maturity.

(iv) *Available-for-sale financial assets*

Available-for-sale financial assets are non-derivative financial assets that are either not capable of being classified into other categories of financial assets due to their nature, or they are designated as such by management. They comprise investments in the equity of other entities where there is neither a fixed maturity nor fixed or determinable payments.

NOTES TO THE FINANCIAL STATEMENTS
FOR THE YEAR ENDED 31 DECEMBER 2019

NOTE 1. STATEMENT OF SIGNIFICANT ACCOUNTING POLICIES (Continued)

(v) Financial liabilities

Non-derivative financial liabilities (excluding financial guarantees) are subsequently measured at amortised cost.

Derecognition

Financial assets are derecognised where the contractual rights to receipt of cash flows expires or the asset is transferred to another party whereby the entity no longer has any significant continuing involvement in the risks and benefits associated with the asset. Financial liabilities are derecognised where the related obligations are either discharged, cancelled or expired. The difference between the carrying value of the financial liability, which is extinguished or transferred to another party and the fair value of consideration paid, including the transfer of noncash assets or liabilities assumed, is recognised in profit or loss.

(i) Comparative Figures

When required by Accounting Standards, comparative figures have been adjusted to conform with changes in presentation for the current financial year. With the adoption of new accounting standards no comparative figures have been adjusted.

(j) Critical accounting estimates and judgements

The directors evaluate estimates and judgements incorporated in to the financial report based on historical knowledge and best available current information. Estimates assume a reasonable expectation of future events and are based on current trends and economic data, obtained both externally and within the company.

Key estimates – Impairment

The Federation assesses impairment at each reporting date by evaluating conditions specific to the Federation that may lead to impairment of assets. Where an impairment trigger exists, the recoverable amount of the asset is determined. Fair value less costs to sell or current replacement cost calculations performed in assessing recoverable amounts incorporate a number of key estimates.

NOTES TO THE FINANCIAL STATEMENTS
FOR THE YEAR ENDED 31 DECEMBER 2019

	NOTE	2019 \$	2018 \$
NOTE 2. REGISTRATION EXPENSES			
National registration fee		305,552	231,439
Insurances		161,356	147,102
Tournaments		91,542	80,877
Other registration expenses		55,524	78,344
Total		<u>613,974</u>	<u>537,762</u>

NOTE 3. OPERATIONS EXPENSES

Referee match fees	336,495	340,096
Equipment	66,670	61,061
Medical	108,927	112,720
Ground hire	301,905	346,124
Other operations expenses	94,056	105,207
Total	<u>908,053</u>	<u>965,208</u>

NOTE 4. CORPORATE EXPENSES

Memberships & merchandise	78,696	71,665
Marketing & corporate communications	190,527	76,936
Events	79,547	56,201
Uniforms	75,930	164,945
Other corporate expenses	4,547	29,386
Total	<u>429,247</u>	<u>399,133</u>

NOTE 5. ACCOUNTS, FINANCE & LEGAL EXPENSES

Accounting & audit	7,684	11,188
Bad & doubtful debts	(73,716)	1,788
Legal	14,290	12,299
Other expenses	5,394	1,680
Total	<u>(46,348)</u>	<u>26,955</u>

NOTES TO THE FINANCIAL STATEMENTS
FOR THE YEAR ENDED 31 DECEMBER 2019

	NOTE	2019 \$	2018 \$
NOTE 6. ADMINISTRATION EXPENSES			
IT & communications		49,951	55,555
Property & occupation		94,791	91,691
Printing & stationery		28,563	44,976
Repairs & maintenance		7,139	7,446
Insurance		10,397	8,179
Other administration expenses		8,171	6,596
Total		<u>199,012</u>	<u>214,443</u>
NOTE 7. LOGISTICS EXPENSES			
Accommodation & travel		241,730	277,693
Other logistics expenses		66,069	78,480
Total		<u>307,799</u>	<u>356,173</u>
NOTE 8. STAFF & CONTRACTOR EXPENSES			
Wages		1,486,460	1,386,791
Superannuation		164,068	152,020
Other employee costs		47,260	49,748
Contractors		469,644	445,640
Workforce		147,119	180,704
Total		<u>2,314,551</u>	<u>2,214,903</u>
NOTE 9. CASH AND CASH EQUIVALENTS			
Cash at bank		1,138,013	910,640
Term deposits		1,783,655	1,750,000
		<u>2,921,668</u>	<u>2,660,640</u>
NOTE 10. TRADE AND OTHER RECEIVABLES			
Trade receivables		687,398	661,453
Less: Provision for doubtful debts		(8,001)	(86,045)
		<u>679,397</u>	<u>575,408</u>

NOTES TO THE FINANCIAL STATEMENTS
FOR THE YEAR ENDED 31 DECEMBER 2019

	2019 \$	2018 \$
NOTE 11. OTHER CURRENT ASSETS		
Prepayments	49,519	23,407
Accrued income	16,482	19,320
	<u>66,001</u>	<u>42,727</u>
NOTE 12. PROPERTY PLANT AND EQUIPMENT		
PROPERTY		
Property – at valuation	300,000	300,000
Less accumulated depreciation	(3,000)	-
Total Property	<u>297,000</u>	<u>300,000</u>
HAWKER OVAL REDEVELOPMENT		
Hawker Oval Redevelopment – at cost	1,958,479	1,958,479
Less accumulated depreciation	(1,008,262)	(959,764)
Total Hawker Oval	<u>950,217</u>	<u>998,715</u>
PLANT AND EQUIPMENT		
Plant and Equipment – at cost	185,216	179,496
Less accumulated depreciation	(148,853)	(131,877)
Total Plant and Equipment	<u>36,363</u>	<u>47,619</u>
OFFICE EQUIPMENT		
Office equipment – at cost	137,801	128,762
Less accumulated depreciation	(113,332)	(99,421)
Total Office equipment	<u>24,469</u>	<u>29,341</u>
MOTOR VEHICLES		
Motor vehicles – at cost	-	19,728
Less accumulated depreciation	-	(19,728)
Total Motor vehicles	<u>-</u>	<u>-</u>
TOTAL PROPERTY, PLANT & EQUIPMENT	<u>1,308,049</u>	<u>1,375,674</u>

The independent valuation of the unit at Football House was undertaken by Phil Green AAPI of MMJ Real Estate as at 31 December 2018. The directors have determined the amount represents a fair value for the unit at the reporting date.

NOTES TO THE FINANCIAL STATEMENTS
FOR THE YEAR ENDED 31 DECEMBER 2019

	2019 \$	2018 \$
NOTE 13. RIGHT OF USE ASSETS		
Equipment under lease	38,988	-
Less accumulated depreciation	(8,666)	-
	<u>30,322</u>	<u>-</u>

NOTE 14. TRADE AND OTHER PAYABLES

Trade creditors	311,935	259,110
Accrued expenses	114,333	87,973
Employee related payables	67,113	53,362
Borrowings	1,247	658
Amounts payable to the ATO	54,365	50,577
	<u>548,993</u>	<u>451,680</u>

NOTE 15. PROVISIONS FOR EMPLOYEE BENEFITS

Analysis of total provision		
	Annual Leave	Long Service Leave
Provisions		
Opening balance as at 1/1/2019	81,050	36,551
Net movement in balance	4,864	9,246
	<u>85,914</u>	<u>45,797</u>
Balance as at 31/12/2019	85,914	45,797
Current	85,914	-
Non-Current	-	45,797
	<u>85,914</u>	<u>45,797</u>

A provision has been recognised for employee benefits relating to long service for employees. In calculating the present value of future cash flows in respect of long service leave, the probability of long service leave being taken is based on historical data. The measurement and recognition criteria for employee benefits have been included in Note 1 Statement of Significant Accounting Policies.

NOTES TO THE FINANCIAL STATEMENTS
FOR THE YEAR ENDED 31 DECEMBER 2019

	2019 \$	2018 \$
NOTE 16. CASH FLOW RECONCILIATION		
<i>Cash as per:</i>		
Statement of financial position	9 2,921,668	2,660,640
Statement of cash flows	<u>2,921,668</u>	<u>2,660,604</u>
<i>Reconciliation of surplus for the year to net cash provided by / (used in) operating activities</i>		
Surplus for the year	<u>189,986</u>	<u>90,502</u>
<i>Adjustments for non-cash items</i>		
Depreciation	91,051	86,704
Gain on disposal of non-current assets	(6,426)	(7,222)
<i>Movements in assets and liabilities</i>		
Decrease/(increase) in receivables	(103,988)	248,154
Decrease/(increase) in inventories	3,118	4,015
Decrease/(increase) in other assets	(23,274)	24,776
Increase/(decrease) in creditors and borrowings	97,316	18,799
Increase/(decrease) in income in advance	15,264	105,620
Increase/(decrease) in employee provisions	14,110	(25,223)
	<u>277,157</u>	<u>546,125</u>

An overdraft facility was available to the Federation at the reporting date secured by a registered mortgage over the property at Australian Football Federation House Phipps Close Deakin ACT.

NOTE 17. KEY MANAGEMENT PERSONNEL COMPENSATION

	Employment Benefits \$	Post Employment Benefits \$	Total \$
2019			
Total compensation	146,892	13,901	160,793
2018			
Total compensation	150,146	13,300	163,446

NOTES TO THE FINANCIAL STATEMENTS
FOR THE YEAR ENDED 31 DECEMBER 2019

NOTE 18. LEASING COMMITMENTS

Leasing commitments for the Federation relate to the lease of the Hawker Football Centre and lease of office equipment.

The lease of the Hawker Football Centre is a non-cancellable lease with a ten-year term, with rent payable yearly in advance. The Federation has elected to not measure this right of use asset at the reporting date as further guidance is expected to be issued subsequently by the Australian Accounting Standards Board.

The lease of office equipment is a non-cancellable lease with a five-year term, with rent payable monthly in advance and has been accounted for in accordance with AASB 16 Leases. The adoption of the new standard does not have a material impact on the Federation's financial statements.

NOTE 19. EVENTS AFTER THE BALANCE DATE

There have been no events subsequent to the reporting date which require disclosure in the financial report.

During the 2019 year, an announcement was made with respect to the development of new facilities at Throsby. This announcement may have an impact on the useful lives of the existing facilities at Hawker but as at the reporting date the Directors are of the opinion that they continue to represent their fair value.

NOTE 20. CONTINGENT ASSETS AND LIABILITIES

There are no contingent liabilities or assets as at 31 December 2019 which require disclosure in the financial report.

NOTE 21. RELATED PARTY TRANSACTIONS

No income was paid or payable, or otherwise made available, to any director of the Federation from the Federation. Costs incurred by directors in undertaking their roles representing the entity are paid directly by the Federation and no element relates to the payment of an allowance or per diem entitlement.

One director related entity provided *in-kind* catering services at Canberra United home games during the 2018-19 season. The same director catered for the Kanga Cup Opening Ceremonies, the cost of which was borne by Capital Football.

NOTES TO THE FINANCIAL STATEMENTS
FOR THE YEAR ENDED 31 DECEMBER 2018

NOTE 22. CAPITAL MANAGEMENT

The Board control the capital of the Federation to ensure that adequate cash flows are generated to fund operations. The Board is responsible for the overall risk management strategy.

The Federation's capital consists of financial liabilities, supported by financial assets.

The Board effectively manage the Federation's capital by assessing its financial risks and responding to changes in these risks as well as to changes in the market. These responses may include the consideration of debt levels.

The Federation does not have a formal policy on capital management and gearing ratios.

NOTE 23. MEMBERS' GUARANTEE

The Federation is incorporated under the *Corporations Act 2001* and is a company limited by guarantee. If the Federation is wound up, the Constitution states that each member is required to contribute a maximum of \$20 each towards meeting any outstanding obligations of the company. At 31 December 2019 the number of members was 12.

NOTE 24. COMPANY DETAILS

The registered office for the Federation is:

ACT Football Federation Limited
Unit 2
3 Phipps Close
Deakin ACT 2600

The principal place of business for the Federation is:

ACT Football Federation Limited
Unit 2
3 Phipps Close
Deakin ACT 2600.



AccountAbility (ACT) Pty Ltd
ACN: 088 095 354

PO Box 776, Mitchell ACT 2911

Telephone: 02 6170 6870

Email: admin@accountabilitywft.com.au
www.accountabilitywft.com.au

Liability limited by a scheme approved under
Professional Standards Legislation

INDEPENDENT AUDITOR'S REPORT TO THE MEMBERS OF ACT FOOTBALL FEDERATION LIMITED

Report on the Audit of the Financial Report

Opinion

I have audited the financial report of ACT Football Federation Limited, which comprises the statement of financial position as at 31 December 2019, the statement of comprehensive income, statement of changes in equity and statement of cash flows for the year then ended, and notes to the financial statements, including a summary of significant accounting policies, and the **directors'** declaration.

In my opinion the financial report of ACT Football Federation Limited has been prepared in accordance with the *Corporations Act 2001*, including:

- a) giving a true and fair view of ACT Football Federation Limited's financial position as at 31 December 2019 and of its financial performance for the year then ended; and
- b) complying with Australian Accounting Standards and the Corporations Regulation 2001.

Basis for Opinion

I conducted my audit in accordance with Australian Auditing Standards. My responsibilities under those standards are further described in the **Auditor's Responsibilities for the Audit of the Financial Report** section of my report. I am independent of ACT Football Federation Limited in accordance with the ethical requirements of the *Accounting Professional and Ethical Standards Board's APES 110 Code of Ethics for Professional Accountants* (the *Code*) that are relevant to my audit of the financial report in Australia. I have also fulfilled my other ethical responsibilities in accordance with the *Code*.

I believe that the audit evidence I have obtained is sufficient and appropriate to provide a basis my opinion.

Other Information

The **directors'** are responsible for the other information. The other information comprises the information included in external reports prepared by ACT Football Federation Limited and made available to members and the public such as the Annual Report, but does not include the financial report and my **auditor's** report thereon.

My opinion on the financial report does not cover the other information and accordingly I do not express any form of assurance conclusion thereon.

In connection with my audit of the financial report, my responsibility is to read the other information and, in doing so, consider whether the other information is materially inconsistent with the financial report or my knowledge obtained in the audit or otherwise appears to be materially misstated.

If, based on the work I have performed, I conclude that there is a material misstatement of this other information, I am required to report that fact. I have nothing to report in this regard.

Responsibilities of Directors' for the Financial Report

The **directors'** of ACT Football Federation Limited are responsible for the preparation and fair presentation of the financial report in accordance with Australian Accounting Standards and the *Corporations Act*, and for such internal control as the **directors'** determine is necessary to enable the preparation of the financial report that is free from material misstatement, whether due to fraud or error.

In preparing the financial report, the **directors'** are responsible for assessing ACT Football Federation Limited's ability to continue as a going concern, disclosing, as applicable, matters related to going concern and using the going concern basis of accounting unless the **directors'** either intends to liquidate ACT Football Federation Limited or to cease operations, or has no realistic alternative but to do so.

The **directors'** are responsible for overseeing ACT Football Federation Limited's financial reporting process.

Auditor's Responsibilities for the Audit of the Financial Report

My objectives are to obtain reasonable assurance about whether the financial report as a whole is free from material misstatement, whether due to fraud or error, and to issue an auditor's report that includes my opinion. Reasonable assurance is a high level of assurance, but is not a guarantee that an audit conducted in accordance with Australian Auditing Standards will always detect a material misstatement when it exists. Misstatements can arise from fraud or error and are considered material if, individually or in the aggregate, they could reasonably be expected to influence the economic decisions of users taken on the basis of the financial report.

As part of an audit in accordance with the Australian Auditing Standards, I exercise professional judgement and maintain professional scepticism throughout the audit.

I also:

- Identify and assess the risks of material misstatement of the financial report, whether due to fraud or error, design and perform audit procedures responsive to those risks, and obtain audit evidence that is sufficient and appropriate to provide a basis for my opinion. The risk of not detecting a material misstatement resulting from fraud is higher than for one resulting from error, as fraud may involve collusion, forgery, intentional omissions, misrepresentations, or the override of internal control.
- Obtain an understanding of internal control relevant to the audit in order to design audit procedures that are appropriate in the circumstances, but not for the purpose of expressing an opinion on the effectiveness of the ACT Football Federation Limited's internal controls.
- Evaluate the appropriateness of accounting policies used and the reasonableness of accounting estimates and related disclosures made by ACT Football Federation Limited.
- Conclude on the appropriateness of ACT Football Federation Limited' use of the going concern basis of accounting and, based on the audit evidence obtained, whether a material uncertainty exists related to events or conditions that may cast significant doubt on ACT Football Federation Limited's ability to continue as a going concern. If I conclude that a material uncertainty exists, I am required to draw attention in my auditor's report to the related disclosures in the financial report or, if such disclosures are inadequate, to modify my opinion. My conclusions are based on the audit evidence obtained up to the date of my auditor's report. However, future events or conditions may cause ACT Football Federation Limited to cease to continue as a going concern.
- Evaluate the overall presentation, structure and content of the financial report, including the disclosures, and whether the financial report represents the underlying transactions and events in a manner that achieves fair presentation.

I communicate with ACT Football Federation Limited regarding, among other matters, the planned scope and timing of the audit and significant audit findings, including when considered necessary any significant deficiencies in internal control that I identify during my audit.

AccountAbility



Anthony Wilson
Registered Company Auditor
Canberra, ACT
9 March 2020





CAPITAL
FOOTBALL

info@capitalfootball.com.au

+61 2 6260 4000

BUSINESS ADDRESS

Football House, Unit 2 / 3 Phipps Close, Deakin, ACT, 2600

MAILING ADDRESS

PO Box 50, Curtin, ACT, 2605