



# ANNUAL REPORT 2018



# CONTENTS

Board of Directors.....	3
President's Report.....	4
CEO's Report.....	8
Participation .....	10
Canberra United.....	12
Female Football Week .....	15
FFA Cup .....	16
National Premier Leagues.....	18
National Premier Leagues - Women.....	20
McDonald's Kanga Cup.....	22
Community Leagues .....	26
Summer Football.....	28
ActewAGL Junior League.....	29
All Ability Football .....	30
ACT Football State Squads.....	31
Futsal State Squads.....	33
Futsal.....	34
Referees.....	35
Canberra United Academy .....	38
Skill Acquisition Program.....	41
Coach Education.....	42
Financial Statements.....	45



# BOARD OF DIRECTORS



**MARK O'NEILL**  
CHAIR & DIRECTOR



**GARTH MORRISON**  
DEPUTY CHAIR & DIRECTOR



**ANGELO KONSTANTINOU**  
DIRECTOR



**FRAN SANKEY**  
DIRECTOR



**PETER MAYBURY**  
DIRECTOR



**RICHARD NAUMOVSKI**  
CHAIR



# PRESIDENT'S REPORT



Football continued to grow both on and off the field through 2018 in Canberra and the surrounding region. It remains the largest participation sport, and continues to be supported by the outstanding contribution of Clubs, their Members and Volunteers, Parents, Supporters, Participants and the Capital Football staff. We have the highest female participation rates in the country.

As a program of Capital Football, the Canberra United teams that compete in the Westfield W-League (WWL) and the Foxtel Y-League (FYL) are about inspiring participation at the highest level, in teams that are competitive, in an environment that demonstrates the highest standards of performance and conduct on and off the field. Canberra United seeks to provide optimal opportunities for players from Canberra and the surrounding region to participate in the WWL and NYL.

Canberra United's 10th season in the Westfield W-League saw the club narrowly miss out on finals under new coach Heather Garriock. Heather established a strong core of young players who will contribute to the ongoing success of Canberra United in the coming years. Ellie Carpenter capped off a strong individual season as she won the Westfield W-League NAB Young Footballer of the Year award.

2018 was Canberra United's second season in the Foxtel Y-League and Dean Ugrinic fielded a side that competed strongly in every meeting, unlucky on multiple occasions to not come away with a win that eluded them during the season.

During 2018 the Canberra and Capital region A League bid was one of six bids considered for the two available places in an expansion to the A League in 2019 – 2020 and 2020 – 2021. Whilst that bid was unsuccessful on this occasion Jeff Williamson, Michael Caggiano, and Bede Gahan are to be congratulated for their efforts. Capital Football worked closely with the bid team in developing a community based model that taps into the football talent in the Canberra region and Southern NSW. There are significant benefits and economic savings to be achieved from working cooperatively and collaboratively to establish elite pathways (including at youth levels) for women and men. Capital Football and the bid team recognise the desirability of establishing complementary elite pathways for women and men in the Canberra and Capital Region.

There are still possibilities for the Canberra & Capital Region A-League bid. In announcing the successful bids for the expansion of the Hyundai A-League FFA Chairman Chris Nikou commented:

*"In particular, we acknowledge on this occasion that a license has not been granted to the Canberra region. We do, however, continue to view Canberra as an attractive opportunity for potential future expansion".*

Matters related to the reform of the Congress of the Football Federation of Australia assumed a high priority in 2018. Capital Football was actively engaged in collaborative processes that realised a series of reforms that:

- » Create a broader, and more balanced, representation of stakeholders on FFA congress by expanding the number of Members of FFA and creating a pathway for new members;
- » Establish a Women's Football Council and ensure the full participation of women at all levels of football governance;
- » Establish a number of standing committees, with additional reform of independent

committees and constitutional committees;

- » Better align the constitution of the Company with FIFA Statutes and implement a four year governance review cycle; and
- » Establish a working group to consider and propose an alternate A-League governance model, the consideration of a new governance model for Professional Australian Leagues (comprising the A-League, W-League and the Y-League) including consideration of a 'second tier' national competition with promotion and relegation. This working group will also consider aspects related to the future expansion of the A League.

These reforms will now need to be considered and applied at a local level in consultation with Capital Football's stakeholders. The new member pathway has been utilised by organisations representing NPL clubs, referees and coaches and it is anticipated that an organisation representing the interests of futsal will seek membership in 2019. These additional members will create an additional forum for the interests these entities represent in the governance of Australian football.

The FFA annual general meeting in November 2018 witnessed the election of four directors by the newly established Congress with Capital Football's former CEO Heather Reid elected to the FFA Board and subsequently elected by the Board to the position of Deputy Chair. Heather is to be congratulated for these achievements which recognise the extent of her presence and influence in Australian Football.

2018 saw the final aspects of the men's and boy's Competitions Review fall into place, with NPL1, NPL2 and the NPL Youth structure to be introduced in 2019. The men's and boy's Competitions Review involved extensive consultation that encompassed and encouraged feedback and input from the wider football community. Whilst some of the outcomes were not supported by some clubs



we look forward to working with all clubs to enhance the competitiveness of our NPL competitions and to improve opportunities for player development.

The new NPL structure will ensure the continued presence of development pathways for our players to participate at the highest level, with the NPLW competition continuing to showcase some of the best young Female footballers the region has to offer with the opportunity to progress to Canberra United through the new Canberra United Winter program.

After expanding the reach of our competitions with the inclusion of the Riverina Rhinos in 2018, our footprint will expand further in 2019 as the Wagga City Wanderers enter our NPL2, NPLW and NPL Youth competitions for the first time. Southern Tablelands United also join our NPL competitions in 2019 re-establishing and consolidating the development of football in Goulburn and the Southern Tablelands. We welcome the Wagga City Wanderers and Southern Tablelands United into our Football Family, representing a large part of our region.

Futsal continues to be a focus with the Football Federation of Australia and other Member Federations collaborating to establish a national curriculum, structured development programs and the reintroduction of national futsal competitions in 2019 – 2020.

Capital Football participated in a wide ranging Facilities Audit with Football NSW and Northern NSW Football to better understand the facilities available for Football and identify where improvement is needed if the sport is to effectively grow. We continue our dialogue with the ACT Government and local governments in our region to improve the volume and quality of infrastructure for football and futsal. As I have noted previously as the largest participation sport in the ACT and the surrounding region we will continue to focus our attention on realising better outcomes for all participants to improve the quality of the football experience for all participants. I am confident that our efforts over recent years will realise some positive developments in 2019.

Our Game Development portfolio continues to grow, with our Powerchair Football program moving along strongly and offering more

participants than ever before a chance to be involved in Football. The diversity of our programs including for Athletes with a Disability, Football Connect, and our Sporting School Programs continue to develop and grow. We also launched 'walking football' an exciting initiative for people of all ages and ability.

The 2018 McDonald's Kanga Cup was once more a spectacle to behold, with more than 5,000 participants descending on Canberra for the Southern Hemisphere's largest Junior football tournament. The weather remained kind throughout the week, and the more than 350 teams thoroughly enjoyed their time thanks to the efforts of the Kanga Cup Organising Committee.

The Board is grateful for the contribution of the members of the Premier League, Junior League, Community League and Referees Standing Advisory Committees. I would also like to again acknowledge the significant contribution of the Finance, Audit and Risk Management Committee under the leadership of Fran Sankey for providing the probity and diligence that enhances the financial administration of Capital football.

Our regional representatives continue to play an important role and are to be congratulated for enhancing the role of the North and South regional forums and communicating the issues of concerns to clubs.

In conclusion can I acknowledge the significant contribution and fellowship of my colleagues on the Capital Football Board, Fran Sankey, Richard Naumovski, Peter Maybury, Garth Morrison and Angelo Kostantinou. The collaborative, open and considered dialogue is respected and appreciated with thanks.

To all associated with football my thanks for your ongoing effort and support.

**MARK O'NEILL**

President

Capital Football





# CEO'S REPORT



**2018 saw another fantastic year of football in the ACT and surrounding region, during which there were some marvellous achievements.**

We delivered education courses to over 600 coaches and 500 referees, and our referee assessors completed 620 live assessments of match officials to help identify areas for them to improve.

We conducted a finals series for the U/16 and U/18 ActewAGL Junior League competitions and collaborated with Football NSW to hold the first ever NPLW challenge match between Belconnen United FC and Sydney University SFC.

We hosted the FFA National Futsal Championships, with our U/15 Boys taking out the title and AWD team finishing runners up.

Our Cerebral Palsy and Acquired Brain injury team won bronze at the national championships, and we launched Powerchair football and a Pararoos development centre for local players.

We ran the inaugural Diplomatic Corp Cup competed in by 20 embassies and high commissions, with the tournament being named a finalist in the Minister for Sport & Recreation's Award for Innovation at the CBR Sports Awards.

Eleven ACT Referees were selected onto National panels for the Foxtel National Youth League, Westfield W-League and Hyundai A-League.

Canberra United competed in the Foxtel National Youth League for the first time, providing an opportunity for our best young male players in top tier football.

Canberra United Academy's (CUA) Emma Ilijoski, Tigers FC's Josephine Dubbert and the Riverina Rhinos' Jordan Jasnos were selected into the Mini Matildas, CUA's Karly Roestbakken, Aoife Colvill and Sarah Morgan were selected to the Young Matildas and Belconnen United FC player Tim Boke was selected to the Joeys.

Canberra United star Ellie Carpenter solidified her starting position with the Matildas and won the Westfield W-League Young Player of the year award, and Canberra legend Ash Sykes played her 100th game for the club.

All of this on top of 16,000 odd games of football we played in, officiated at or volunteered to support.

I would like to thank the Capital Football Board, led by Mark O'Neill for their commitment and leadership, and the Capital Football staff who showed tremendous dedication to developing and promoting our sport.

I would also like to acknowledge the time and commitment that members of the football community make on our Zone Council, Standing Advisory Committees, Coaches Technical Committee, Disciplinary Committee and most importantly each Club Committee. Without these volunteers there would simply be no football.

Thanks also to the ACT Government for their continued support, and to our many corporate partners whose contribution enables Capital Football to provide inclusive and accessible participation opportunities to local players.

We head in to 2019 excited by the enhanced development opportunities for players across the ACT and surrounds, with the establishment of a second division in the NPL for men, and expansion in the number of clubs in the NPL Youth for boys and NPLW for women and girls.

We also entered the final year of the current strategic plan. Over the first three years of the cycle we have made strides towards achieving many of the goals within the plan, including;

- » National participant survey results show participant satisfaction in the ACT is at 87% (against a target of 80%)
- » Access to facilities has increased 15% (against a target of 10%)
- » Annual commercial revenue has increased by 72% (against a target of 150%)

There is work to do in reaching our registration and retention growth goals. While 2016 saw record numbers of registrations, those numbers plateaued in 2017. In 2018 our senior numbers grew however juniors declined. It is important that we seek to understand how we best encourage young people to play our great game.

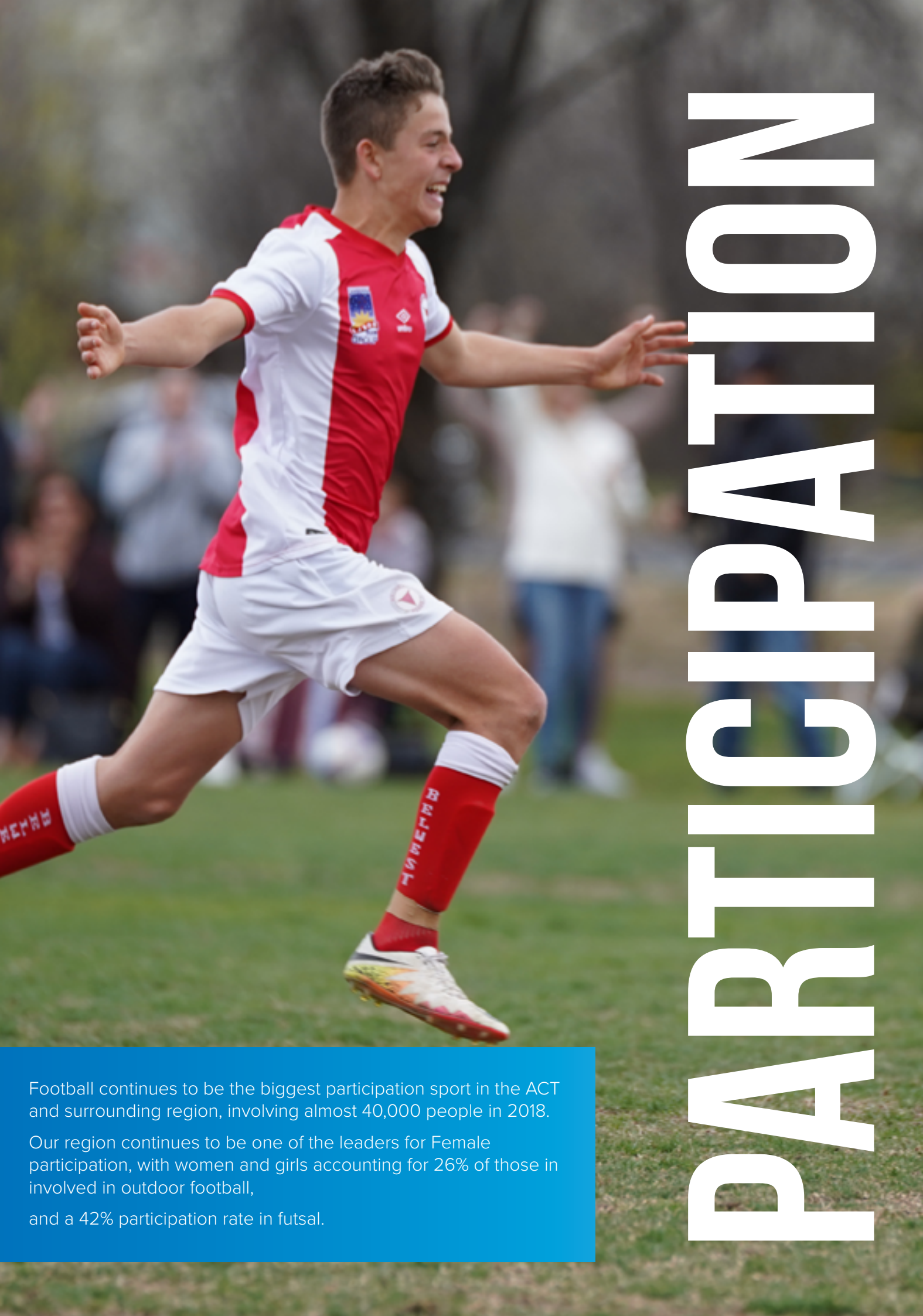
We have a far better chance of achieving this as a collective, and extend our thanks to the club committee members, coaches, parents, referees, volunteers and players for their contribution to football.

**PHIL BROWN**

CEO

Capital Football





Football continues to be the biggest participation sport in the ACT and surrounding region, involving almost 40,000 people in 2018.

Our region continues to be one of the leaders for Female participation, with women and girls accounting for 26% of those involved in outdoor football, and a 42% participation rate in futsal.

# 2018 ACT SUMMARY



TOTAL PARTICIPATION

39,386



## WOMEN & GIRLS PARTICIPATION 6,814

INCLUDES OUTDOOR, REGISTERED FUTSAL & SOCIAL

### OUTDOOR AFFILIATED FOOTBALL

16,651  
PARTICIPANTS

44  
CLUBS



12,310  
MALE  
(74% OF TOTAL)



4,341  
FEMALE  
(26% OF TOTAL)



7,804  
PARTICIPANTS



YOUTH  
5,089  
PARTICIPANTS



SENIOR  
3,758  
PARTICIPANTS



639

REGISTERED COACHES  
87% MALE  
13% FEMALE

622

REGISTERED REFEREES  
79% MALE  
21% FEMALE

SPECIFIC DIVERSITY  
AND INCLUSION PROGRAMS  
744

Includes programs specifically for Cultural and Linguistically Diverse Communities, Aboriginal and Torres Strait Islander & All Ability participants

2,249  
SCHOOL PROGRAMS  
+  
2,515  
SCHOOL COMPETITIONS  
= 4,764  
SCHOOLS TOTAL PARTICIPANTS

### OTHER FORMATS

FUTSAL  
3,590  
PARTICIPANTS



SOCIAL  
3,309  
PARTICIPANTS



COMMUNITY EVENTS &  
PROMOTIONAL EXPERIENCES  
9,067  
PARTICIPANTS



The 2017/18 season saw Canberra United compete in Season 10 of the Westfield W-League, and also compete for the first time in the Foxtel National Youth League.

# CANBERRA UNITED







**Season 10 of the Westfield W-League was the first for United under new head coach Heather Garriock, and she set about putting together a strong squad featuring a mix of experienced internationals and talented Australians.**

American goalkeeper Haley Kopmeyer proved to be one of the league's standout shot stoppers throughout the season, while teenage Matildas fullback Ellie Carpenter endeared herself quickly to the McKellar Park faithful.

She was nominated during the season for the Westfield W-League NAB Young Footballer of the Year award, and at the end of the season was crowned the overall winner for the season.

United finished fifth overall, narrowly missing finals but there were plenty of positives to take as the young side recorded some strong results both at home and away.

## Westfield W-League Season 10 award winners

**Player of the Year:** Ellie Carpenter

**Players Player of the Year:** Haley Kopmeyer

**University of Canberra Rising Star:** Karly Roestbakken

**Supporters Player of the Year:** Ellie Carpenter

## Foxtel Youth League

United's maiden Foxtel Youth League team was coached by Ryan Grogan, with Marcial Munoz assisting him in the role.

The side was a talented group of local NPL players, including several who had previously played for the FFA Centre of Excellence in the same competition.

Grogan's side were unable to make their mark in early games, but the young team showed promise and performed well in front of a strong crowd during home games at the Australian Institute of Sport and McKellar Park.

A stirring last-minute winner against the Central Coast Mariners on the road brought the team their first win of the campaign as they finished the season with a strong January.

# FEMALE FOOTBALL WEEK

Female Football Week presented by Rebel was once again a great success in Canberra in early 2018.

With Canberra United's W-League team leading the charge, female participation in the ACT and surrounding region acted as a strong base for Female Football Week to base off and reach other women and girls looking to get into the sport.

Capital Football held a Women in Sport breakfast during the week to celebrate the contribution of women in all codes across the sporting landscape. Former United star Grace Gill MC'd the event, attendees at which were addressed by former WNBL and WNBA coach Carrie Graf.

As part of the nationwide Female Football Week awards, Canberra referee Georgia Ghirardello was recognised as Female Referee of the Year, and Canberra United super-fan Lucy Topp was named the Female supporter of the year.

A number of clubs held events throughout the week, including a fundraiser at Narrabundah with friendly matches that raised over \$1200 for Karinya House and encouraged Women into Football.

Clinics and come & try days at clubs helped bring Football to more people across Canberra and the surrounding region as the sport continued to grow heading into another season.

Capital Football would like to thank all clubs and organisations that contributed to another successful celebration of Women in Football.





A photograph of a soccer match. In the foreground, two players are competing for the ball. The player on the left is wearing a white jersey with a black diagonal stripe and black shorts. He is jumping or falling towards the ball. The player on the right is wearing a dark blue jersey with red and yellow accents and dark blue shorts. He is also jumping or falling towards the ball. A soccer ball is on the ground between them. In the background, other players and spectators are visible, though out of focus. The scene is set on a green soccer field.

# FFA CUP

After a big Federation Cup field of 20 clubs in 2017, 2018 was even bigger with 23 teams nominating for the competition and a shot at progressing to the FFA Cup Round of 32.

Eight Capital League and six State League sides contested round three, with the seven winners added to the pot of nine Premier League clubs for the round four draw.

The early rounds were full of hotly contested matchups and come quarter-final time four heavyweight clashes awaited.

An eight-goal thriller between Belconnen United and O'Connor Knights saw the Blue Devils progress to the final four, Gungahlin United saw off State League neighbours Gungahlin Juventus to book their spot, Woden-Weston beat Monaro Panthers and Canberra FC knocked over storied rivals Canberra Olympic to complete the semi-final makeup.

Gungahlin United hosted Woden-Weston in what turned out to be a classic cup semi-final, with the former triumphing 4-3 at GEO with a Josh Gaspari goal in extra time.

At Deakin, Canberra FC did enough to run away from Belconnen with a 3-0 win and book their spot in the final at Woden Park.

Gungahlin scored early in the Qualifying Final but Canberra FC scored quickly after and never looked back, finishing 3-2 winners with United netting a late goal to shake things up at the death.

Canberra FC were drawn to face Northern NSW side Broadmeadow Magic in the Round of 32, a tough prospect considering the Magic's stature as an NPL heavyweight.

In front of a strong crowd at Deakin Stadium it was Canberra FC who scored first through Thomas James, but the Magic quickly got on top to lead by a goal at half-time.

They remained in control of the game from there, finishing 4-1 winners and progressing to the Round of 16.





# NATIONAL PREMIER LEAGUES

## The 2018 National Premier Leagues Capital Football was yet another thrilling instalment of the top-flight competition, with the Premiership battle coming down to the final match of the season.

A draw or win for Canberra FC would be enough for them to secure the title, and they did so with a 2-0 victory at O'Connor Enclosed.

The complexion of the top four changed from 2017 with Champions Belconnen United missing out, replaced instead by Tuggeranong United as they made their first appearance in the finals in more than 10 years.

Their run ended in the Elimination Final at the hands of Tigers though, with a thrilling contest ending in a penalty shootout and Tigers progressing to face Canberra FC, who were toppled 5-3 by Canberra Olympic in a Qualifying final goal-fest.

Tigers were unable to back-up their stirring semi-final display, instead going down to Canberra FC in the Preliminary Final to the tune of 5-0 as the hosts progressed to the Grand Final and a rematch of their loss the previous week.

The Grand Final was held at a busy Deakin Stadium, and Paul Macor's Canberra FC finished 2-1 winners thanks to a brace from Valeri medallist Thomas James to complete a dominant treble for 2018.

Action returned to Deakin Stadium a week later as Canberra FC hosted Campbelltown City S.C. from South Australia in the NPL Final Series, with the Adelaide club eventually finishing 3-0 winners.

The Riverina Rhinos youth ranks proved strong in their second season, with their U/13 side winning the Premiership/Championship double, and the U/18's winning their Grand Final after falling in the big dance one year prior.

The 2019 National Premier Leagues Competition looks set to be one of the best yet, as the competition adopts the NPL1 & NPL2 structure.





# NATIONAL PREMIER LEAGUES - WOMEN

**Belconnen United set the pace in the 2018 National Premier Leagues Women's Capital Football once more, amassing an incredible 61 points from a possible 63 throughout their campaign before avenging their 2017 Grand Final loss against Canberra FC.**

The competition once more saw eight teams compete, and the season was well contested with Canberra Olympic rising to the challenge and securing a spot in the top four during their second season in the league.

The battle for finals was tight and Gungahlin United only narrowly missed out with a young squad, while Tuggeranong United, Monaro and Woden-Weston also fostered young talent throughout the season.

Belconnen United excelled across all age grades for another year, once more taking out the Club Champions title with teams in all five of the NPLW Grand Finals.

The senior team completed the treble for the season with the Premiership, a 3-1 Grand Final win over Canberra FC and a win in the Federation Cup Final against a Canberra United Academy side full of talented youth.

The league Grand Final was a brilliant spectacle, with two stunning free-kicks in the second half helping Belconnen to pull away from Canberra FC and claim the title.

Having finished top during the regular season, United took part in the inaugural NPLW Challenge Cup played at McKellar Park and coordinated by Capital Football and Football NSW.

United took on NPLW NSW Premiers Sydney University in a tightly-fought contest, with a late goal from Julie-Ann Russell giving the Sydney side a narrow win in a contest that will be repeated in 2019.

The Wagga City Wanderers will join the NPLW Capital Football in 2019 in what is set to be a bumper year for Women's Football.



# MCDONALD'S KANGA CUP

The 2018 McDonald's Kanga Cup followed in the footsteps of previous years, with over 350 teams gathering for a week of football fun in the Nation's Capital. This year the tournament welcomed teams from Singapore for the first time, joining a contingent from New Zealand, South Korea, and all around Canberra and Australia.





Games were played on 63 fields across 10 venues throughout the ACT and surrounds in perfectly Canberra-esque weather, with frosty sub-zero mornings making way for sunny (albeit still cold!) days, and a Grand Final Day with no rain in sight for the first time in several years.

This year also consisted of a slightly rejigged AWD format, with a Gala Day also open to individuals introduced to supplement the usual team competition, seeing players split up into random teams to allow them to play with new people.

Pararoos Vice Captain Ben Roche was on board for the week, even attending an exclusive screening of the Pararoos documentary on the Monday night. All proceeds went directly to the Pararoos program, and attendees also had the chance to meet Ben ahead of the film.

## Naming Rights Sponsor

In 2018 the Kanga Cup also welcomed aboard a new naming rights sponsor, McDonald's ACT and Queanbeyan. The support of McDonald's was significant in terms of the value they brought to the event, particularly in helping to deliver a greater value experience for all involved, including hosting the pre-tournament Q&A session and team kit collection and providing discounted McCafe drinks to ensure parents' energy levels matched those of the participants.

## Thankyou!

As always, the biggest thank you needs to go to our volunteers who helped the week to run so smoothly, and also to the local clubs who helped with setting up and maintaining venues across the week. The tournament would not run without you and we appreciate the work from everyone.

# 2018 CHAMPIONS

SUMMERLAND FOOTBALL AWD	ONE CULTURE
U9 MALE CUP	MANLY WARRINGAH
U9 MALE PLATE	WAGGA CITY WANDERERS
U9 MALE SHIELD	BELROSE TERRY HILLS GUNNERS
U10 FEMALE CUP	LINDFIELD FC EMERALDS
U10 MALE CUP	MANLY UNITED
U10 MALE PLATE	KEILOR PARK
U10 MALE SHIELD	GRIFFITH FC
U11 FEMALE CUP	NORTH SHORE MARINERS
U11 MALE CUP	BRISBANE CITY
U11 MALE PLATE	SHELLHARBOUR JFC
U11 MALE SHIELD	GRIFFITH FC
U12 FEMALE CUP	FAR MID NORTH COAST STRIKERS
U12 FEMALE PLATE	WAGGA CITY WANDERERS
U12 MALE CUP	MANLY UNITED
U12 MALE PLATE	MONARO PANTHERS
U12 MALE SHIELD	NORTH SYDNEY UNITED
U13 FEMALE CUP	BELCONNEN UNITED
U13 MALE CUP	CANBERRA FC
U13 MALE PLATE	WAGGA CITY WANDERERS
U13 MALE SHIELD	MONARO PANTHERS
U14 FEMALE CUP	SHELLHARBOUR JFC
U14 FEMALE PLATE	WAGGA CITY WANDERERS
U14 MALE CUP	BELCONNEN UNITED
U14 MALE PLATE	KEMPS CREEK UNITED
U14 MALE SHIELD	NORTH SYDNEY UNITED
U15 MALE CUP	OTAGO BOYS' HIGH SCHOOL
U16 FEMALE CUP	GOLD COAST PIRATES
U16 MALE CUP	FERGUSON FOOTBALL ACADEMY
U16 MALE PLATE	LEICHHARDT SAINTS
U16 MALE SHIELD	ORANGE
U18 FEMALE CUP	CANBERRA UNITED ACADEMY
U18 MALE CUP	QUEANBEYAN CITY





# COMMUNITY LEAGUES

Continuing to shine as the leading standard for Men's Community League, the 2018 Capital League competition Premiership came down to the final weekend as Queanbeyan City pipped White Eagles by a solitary point.

ANU progressed to the grand final once more through a long road full of extra-time and penalties, while White Eagles progressed directly with a semi-final win over the Premiers.

The two sides met in front of a packed Woden Park to cap of a big day of finals, and ANU took a narrow one-goal lead into half time of an entertaining match.

The second half was full of action though as ANU FC broke away to finish 6-1 winners and claim yet another Capital League Championship.

The Women's State League Division One competition also ran to the wire, as UC Pumas and ANU WFC finished on equal points following on 18 rounds and the latter awarded the Premiership on their superior goal difference.

Masters also underwent some changes in 2018, with Division One successfully moving to mid-week fixtures, and a fourth division added to accommodate new and returning players. ANU FC took out the Masters One Premiership, but for the first time in many years, did not progress through to the grand final. The Masters One Grand Final was between Belconnen United and Gungahlin Juventus, with Belconnen United emerging victorious on penalties.

ANU FC finished as the Masters Club Champions, and Weston Molonglo FC took home the prized Club Champions trophy.

Congratulations to all teams on a successful 2018 season, and to all victorious teams.



## 2018 Community Leagues Honour Roll

	Premiers	Grand Final Winners	Runners Up
CL	Queanbeyan City	ANU FC	White Eagles FC
CLR	Weston Molonglo FC Wanderers	Weston Molonglo FC Wanderers	Monaro Panthers FC
MSL 1	Cooma S.C.	ADFA Vikings FC	Cooma S.C.
MSL 2	Belconnen United	Belconnen United FC	ANU FC
MSL 3	Yass FC	Gungahlin Juventus	Brindabella Blues FC
MSL 4	Gungahlin United	Gungahlin United	Belwest Foxes FC
MSL 5	Tuggeranong United FC	Tuggeranong United FC	Burns FC
MSL 6	Weston Molonglo FC	ANU FC	Burns FC
MSL 7	ANU FC	Belsouth FC	Belnorth FC
MSL 8	ANU FC	ANU FC	Woden Valley SC
MSL 9	Majura FC	Majura FC	Weston Molonglo FC
MSL 10	ANU FC	Gungahlin United FC	ANU FC
M1	ANU FC	Belconnen United FC	Gungahlin Juventus
M2	Queanbeyan City	Weston Molonglo FC	Belwest Foxes FC
M3	Monaro Panthers	Monaro Panthers	Gungahlin United
M4	Belwest Foxes & Gungahlin United	Belwest Foxes FC	Gungahlin United
MO45	Woden Valley	Canberra FC	Woden Valley SC
WSL1	ANU WFC	UC Pumas	Belwest Foxes FC
WSL2	Belwest Foxes FC	Belwest Foxes FC	Narrabundah FC
WSL3	ANU WFC	ANU WFC	Cooma Tigers
WSL4	Woden Valley	Belwest Foxes FC	Woden Valley
WSL 4.5	O'Connor Knights	O'Connor Knights	Burns FC
WSL 5	Yass FC	Narrabundah FC	Belwest Foxes FC





## SUMMER FOOTBALL

Summer Football returned for 2018/19, with Men's Summer Masters, Premier League 20's and Women's Summer Sixers all in action.

Summer Masters was based predominantly on the lovely grass pitches of the AIS, with 15 teams battling it out across two divisions on Tuesday and Thursday nights.

The Premier League 20's competition gave clubs a chance to have a look at each other ahead of the new NPL structure in 2019, and NPL2 side Queanbeyan City finished on top come the end of summertime.

The Women's Summer Sixes competition was based at Hawker Football Centre to allow repairs and maintenance to be carried out at the Waramanga Playing Fields. 12 teams participated in the Open and Masters divisions, and the final day of the season was run in conjunction with a Women's Masters Come & Try day as part of an initiative to encourage more Women into Football.

## ACTEWAGL JUNIOR LEAGUE

Long-term naming rights partner ActewAGL partnered with the Junior League for another season in 2018, and it was a bumper year with 2,118 U/12-U/19 fixtures played across 41 venues in the season.

2018 saw the introduction of a finals series for U/16 & U/18 Open & Girls competitions, with the 2018 ActewAGL Junior League Grand Final day held at Mawson Playing Fields playing host for 10 Grand Finals.

Teams, Players and Clubs alike were pleased with the introduction of Finals in those age groups, and the format will remain for another exciting year in 2019.

Capital Football partnered with Capital Chemist during the year for monthly Capital Chemist Fair Play Club awards each month, based upon yellow and red cards received by clubs.

Belnorth Football Club were the first winner of the award, and they were also recognised as the season winner at the 2018 Capital Football Awards night.

### 2018 ActewAGL Junior League Grand Final Results

- » Girls U16 Division 1 – Brindabella Blues def. Weston Molonglo Magpies 2-0
- » Girls U16 Division 2&3 – Weston Molonglo Magpies def. Majura FC Marlins 1-0
- » Open U16 Division 1A – Gungahlin United Thunder def. Belconnen United Development Squad 4-1
- » Open U16 Division 1B – Marist Canberra FC def. Majura FC 5-0
- » Open U16 Division 2 – Belwest Foxes SC def. Belnorth FC 5-3
- » Open U16 Division 3 – Gungahlin United Taipans def. Woden Valley Roar 7-3

- » Girls U18 – Brindabella Blues def. Woden Valley United 1-0
- » Open U18 Division 1 – Canberra Grammar 1st XI def. Marist Canberra FC 1st XI 2-1
- » Open U18 Division 2 – Queanbeyan City FC def. Majura FC 1-0
- » Open U18 Division 3 – Marist Canberra FC Royal def. Radford College 2-1

Capital Football would like to extend their thanks to Woden Valley SC on assisting Capital Football in hosting the 2018 ActewAGL Junior League Grand Final Day and contributing to making the day a great success.

Capital Football would like to extend its thanks to ActewAGL for their naming rights partnership and the ongoing contribution they make to our sport in the ACT and surrounding region. Capital Football would also like to thank Capital Chemist for their sponsorship on the Capital Chemist Fair Play of the Month Awards. The Award Recipients were as follows;

- » May: Belnorth Football Club
- » June: Queanbeyan City Football Club
- » July: Cooma Tigers SC
- » August: Canberra Girls Grammar School

Capital Football would like to thank the Junior Standing Advisory Committee for all their help and guidance throughout the 2018 ActewAGL Junior League season and Gordon Carmichael for helping Capital Football as the Draws Consultant for his final season and in years previous.





# ALL ABILITY FOOTBALL

Capital Football's inclusion programs continued to flourish in 2018 thanks to the great work of the Game Development department and football community.

The Football Connect program for people with para and/or intellectual disabilities was once again a strong program, running at Hawker Football Centre with support from parents and volunteers.

The Capital Football CP Football side defeated Western Australia in the Bronze Medal match at the 2018 CP Football National Championships at Valentine Sports Park.

Man of the match Cameron Gudgeon (image) scored the winner inside the final two minutes of the game to steal the Bronze Medal for the side after coming from a goal down on two occasions.

Powerchair Football grew in the past year after its 2017 introduction, with a number of Come & Try days coupled with regular training sessions ensuring that we continued to make football available and accessible for more people than ever before.



# ACT FOOTBALL STATE SQUADS

## Girls National Youth Championships

Capital Football entered squads in both the U14 and U15 Age Groups for the National Youth Championships in Coffs Harbour between July 16 – 20, 2018.

The U14 Girls finished the week in 2<sup>nd</sup> place for Group B finishing with a record of 3 wins, 1 draw, and 1 loss and a goal difference of +11.

The U15 Girls finished the week in 5<sup>th</sup> place with no wins and 4 losses, finishing with a goal difference of -20.

### U14 Girls NYC

Coach: Pat Mills  
Assistant Coach: Tom Crossley  
Manager: Ciaran O'Rourke  
Physio: Katie Mack (Performance Edge Physiotherapy)

### U15 Girls NYC

Coach: Matt Moore  
Assistant Coach: Dom English  
Manager: Carol Harper  
Physio: Michaela Day (Performance Edge Physiotherapy)



# Girls National Training Centre Challenge

## U17 Girls NTC

Coach: Ryan Grogan  
Assistant Coach: Antoni Jagarinec  
Manager: Jasmine Maguire  
Goal Keeper Coach: Tim Davies  
Physio: Michaela Day (Performance Edge Physiotherapy)

From the NYC and NTC tournaments Capital Football had the following players participating in National Team programs;

## Young Matildas

Karly Roestbakken  
Sarah Morgan  
Aoife Colvill

## Junior Matildas

- » Alexia Forner
- » Emma Ilijoski
- » Josephine Dubbert
- » Stephanie Lejins
- » Elke Aitolu
- » Isabella Barac
- » Sasha Grove

Emma Ilijoski and Josephine Dubbert were selected to represent the Junior Matildas in Kyrgyzstan for the AFC U16 Championships Qualifiers, with Emma Ilijoski captaining the side.

# Boys National Youth Championships

Capital Football entered squads in both the U13 and U14 Age Groups for the National Youth Championships in Coffs harbour between September 24 – 28, 2018.

The U13 Boys finished the week with 1 win, 3 draws, and 3 losses and a final goal difference of +1 in the Member Federation Group.

The U14 Boys finished the week with 2 wins and 5 losses and a final goal difference of -6 in the Member Federation Group.

## U13 Boys NYC

Coach: Ali Riza  
Assistant Coach: Sam Mcloughlin-Wilden  
Manager: Tom Crossley  
Physio: Brenton McDonald (Sportscare and Physiotherapy)

## U14 Boys NYC

Coach: Bernie To  
Assistant Coach: Phil Booth  
Manager: Ignacio Marquez-Musso  
Physio: Rebecca Kiting (SportsTec Clinic)



# FUTSAL STATE SQUADS

## National Futsal Championships

### U12 Boys

Coach: Scott O'Donell  
Finish: 3<sup>rd</sup> Pool B – Lost Qualifying Final to FV Magic

### U13 Boys

Coach: Phil Booth  
Finish: 4<sup>th</sup> in Pool B - Lost Qualifying Final to FNSW Lightning

### U14 Boys

Coach: Mark O'Neill  
Finish: 3<sup>rd</sup> in Pool A – Lost Semi Final to FNSW Thunder

### U15 Boys - CHAMPIONS

Coach: Zdravko Milicevic  
Finish: 2<sup>nd</sup> on table – Won Grand Final 3-1 against Football Victoria

### U13 Girls

Coach: Eddie Senatore  
Finish: 6<sup>th</sup> Place

### U15 Girls

Coach: John Jiggins  
Finish: 4<sup>th</sup> in Pool B – Lost Qualifying Final to FNSW Lightning

### U17 Girls – Runner Up

Coach: Nick Van Aalst  
Finish: 3<sup>rd</sup> on Ladder- Lost Grand Final 3-1 on Penalties to FNSW Lightning

### Athletes with Disabilities

Coach: Brendan Carswell  
Manager: Jason Farrell  
Finish: 2<sup>nd</sup> on Table – Lost Semi-Final to QLD Metro



# FUTSAL



**2018 was another big year for Capital Football's social futsal competitions with 1,287 player registrations for summer Futsal (2017-18) in 186 teams who competed across 21 competitions.**

Winter Futsal (2018) saw 600 player registrations across nine competitions and 71 teams. Junior social competitions were also run through North and South Canberra Futsal over the 2017-18 summer season.

Capital Football once again ran senior Futsal Premier League competitions, alongside the Youth Men's Futsal Premier League for the first time.

Canberra Olympic FC Superprawns were Champions of the Men's Futsal Premier League after defeating North Canberra Untouchables FC Navy 5-1 in the Grand Final, while Boomerangs FS White finished top of the table to be crowned Premiers.

On the Women's side Belconnen United took out the season double, finishing top of the table for the regular season before defeating Gungahlin United 3-2 in the Grand Final.

Boomerangs FS Blue's Daniel Giovinazzo scored 17 goals in 12 games to pick up the Golden Boot award in the Men's competition while 20 goals in 10 matches was enough for Ashleigh Palombi to secure the title in the Women's Futsal Premier League competition.

There was a double in the Youth Men's Futsal Premier League too as Boomerangs FS White finished top and secured a big win over the Canberra United Academy in the Grand Final, with Badreldin Abbas capping off the season with the Golden Boot for his 18 goals.

In the Football NSW Premier League 2 competition, Boomerangs FS represented the Capital region with nine teams, six of which had top four finishes and progressing to the finals.

The U/15 Girls and Open Men both finished the season as Premiers, while the U/15 Girls, Youth Men and Open Women all finished as Champions thanks to Grand Final wins.

# REFEREES

After a drop in match officials for the 2017 calendar year, registrations spiked 9% in 2018 to a total of 596 registered referees.

This number included a 10% increase in female match officials, and a 17% increase in game leader registrations from the previous year up to 192.

## Electronic Coaching Sheets

2018 saw the introduction of electronic coaching sheets to monitor and offer feedback on the performance of match officials from the National Premier Leagues, right down to Aldi MiniRoos.

The form allowed a coach to focus on the performance of the official and then provide coaching advice following the match on key areas that tailored to their level of Football.

More than 50 coaches completed over 540 coaching sheets for referees throughout 2018, with 60% coming from junior football matches.

This was aided by the Junior Club Coach Coordinator initiative piloted by the Referees' Technical Committee, which saw senior referees volunteer at their assigned clubs to help identify and train referee coaches throughout the season.

Capital Football would like to thank Nathan McKay, Jennifer Hollis, Gareth Biggs, Delfina Dimoski, Dave Perry and Angela Gray for their efforts in delivering this initiative.

## Temporary Dismissal Pilot

Capital Football piloted Temporary Dismissals in 2018, in the Capital League and Capital League Reserves competitions, with a 10-minute Temporary Dismissal or 'sin-bin' enforced for players who showed dissent towards a match official.

The pilot data suggested the use of Temporary Dismissals had a positive influence in reducing dissent towards referees from players, with a reduction in the number of Temporary Dismissals issued in the first six rounds of the competition (19) relative to the final six rounds (11).

In a survey relating to the pilot conducted following the season, more than 70% of match officials agreed that there was a reduction in the level of dissent they were receiving from players during a match, with an improved refereeing experience perceived as a flow-on effect.

## Success Stories

With the 2018 FFA National Futsal Championships hosted in Canberra, Capital Football was well represented by 13 referees and two referee coaches, with James Nikolaidis appointed as the Head of Delegation for the tournament.

Owen Goldrick was appointed to the FIFA Assistant Referee panel for the first time in another boost for the strength of Canberra's referee pathways and he oversaw his first international match as an AR when Japan and Ghana met in the Kirin Challenge Cup.

Goldrick and Video Assistant Referee Richard Naumovski were part of an Australian team of match officials who travelled to Saudi Arabia in October to officiate two international friendlies, including Iraq v Argentina.

Capital Football was represented on the 2018/19 Westfield W-League Assistant Referee panel by Georgia Ghirardello, Delfina Dimoski and Lauren Hargrave and Ghirardello made her debut as a WWL centre official in the round 14 clash between Newcastle Jets and Western Sydney Wanderers.

The strength of the ACT match official pathway was highlighted with Harriet Gee attending the Girls National Youth Championships; Carlina Mullet attending the Girls National



Training Centre challenge; and Thomas Gellatly and Damon van Putten who travelled to Coffs Harbour for the Boys National Youth Championships. Clive Mackillop also highlighted the strength of the ACT referee coaching pathway with his appointment as a coach at the Girls National Training Centre challenge.

## Referee Review

In 2018 Capital Football conducted a review into the services provided to and by referees in the ACT. The review incorporated a multifaceted approach including forums, data analysis, comparisons to other member federation refereeing models and initiatives, community feedback via survey, and meetings with stakeholders.

The Referee Review outcomes also considered other contributions, including the recommendations of the meetings with the referee community related to safety, and other initiatives such as the piloting of the Temporary Dismissals in local competitions.

Capital Football would like to congratulate and thanks all Match Officials for an excellent year, and recognise Alasdair Grocock for his contribution as Referee Development Manager for a number of years.

## Capital Football Referees Awards

[Oner Management Award](#)  
Cameron Shelton

[Encouragement Award](#)  
Nathan Shakespear

[Nick Szego Award: \(Referee's Referee\)](#)  
Owen Goldrick

[Ian Hotchkiss Encouragement Award](#)  
Jordan King

[Gordon Carmichael Encouragement Award](#)

Jacob Martin

[Junior Molnar Award](#)  
Jack Peraic-Cullen

[Senior Molnar Award](#)  
Djai Lyras

[Academy Referee of the Year](#)  
Harriet Gee

[Cadet of the Year](#)  
Jackson Tippet

[Women's Federation Cup Final Referee](#)  
Lauren Hargrave

[Women's Premier League Final Referee](#)  
Lauren Hargrave

[Men's Federation Cup Final Referee](#)  
Bruno Kehl

[Men's Premier League Final Referee](#)  
Gary Vandeburg

[Men's Capital Football Referee](#)  
Bruno Kehl

[Women's Capital Football Referee](#)  
Lauren Hargrave

[Futsal Men's Premier League Grand Final](#)  
Gareth Biggs, Cameron Shelton, Scott Boon

[Futsal Women's Premier League Grand Final](#)  
Nathan Pitt, Thomas Gellatly, Richard Brown

[Futsal Referee's Referee of the Year](#)  
Gareth Biggs

[Futsal Academy Referee of the Year](#)  
Thomas Gellatly

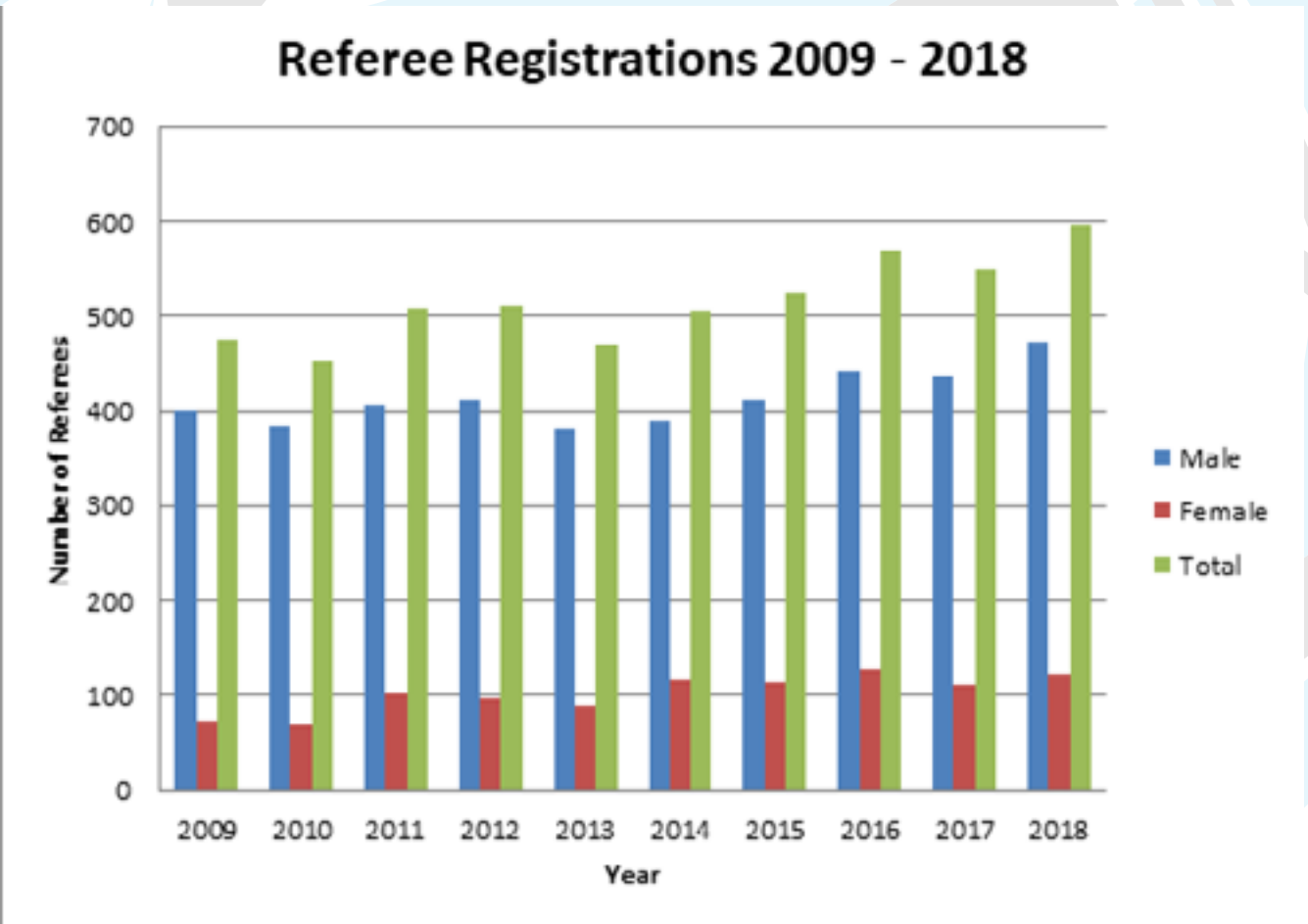
[Futsal Encouragement Award](#)  
Scott Boon

[North Canberra Futsal Junior Referee](#)  
Aisha Strutt

[South Canberra Futsal Junior Referee](#)  
N/A

## 2018 Referee Registrations

Row Labels	Female	Male	Total
Futsal - Returning Junior Referee		1	1
Futsal - Returning Senior Referee	1	6	7
Game Leader	57	135	192
Interstate Junior Referee	1		1
Interstate Senior Referee	1	6	7
Life Member - Outdoor		8	8
New Level 3 Futsal Referee		5	5
New Level 4 Referee	30	111	141
Non Active		1	1
Outdoor to Returning Senior Futsal Referee		1	1
Returning Junior Referee	19	82	101
Returning Senior Referee	14	117	131
Grand Total	123	473	596





# PLAYER DEVELOPMENT PATHWAYS

Within the Football Federation of Australia's National Player Pathway, the Canberra United Academy and Talent Support Program's purpose is to provide an environment where talented players from the ACT and surrounding regions can develop their skills in preparation for possible selection in the ACT Representative Squads that compete at the National Youth Championships (NYCs) and National Training Centre (NTC) Challenges each year. It is also set up as a pathway for possible selection into Canberra United W-League and Y-League sides.



# CANBERRA UNITED ACADEMY



## CUA

The Canberra United Academy consisted of four playing squads in which the members of these squads trained and played throughout the year under the Canberra United Academy banner. The squads training environments were designed and run in line with the principles of the Game Training development phase and these consisted of females from the ages U13-U17 participating in the WNPL15, WNPL17, WNPL Reserves, and WNPL competitions.

The CUA playing squads program ran from late January through to mid-December in 2018. Pre and post winter season, the CUA playing squads participated in friendly fixtures against local NPL and interstate NPL opposition as well as some squads participating in the Bathurst and Belconnen Tournaments and the Kanga Cup. The WNPL15, WNPL17, WNPL Reserves, and WNPL squads trained on average 3 sessions per week across the 2018 training calendar. Strength and conditioning 'pre-hab' and rehab sessions on match day were provided by the ACT Academy of Sport and these sessions were delivered to the U17 girl's teams, as well as players holding scholarships with the ACT Academy of Sport.

The coaches for the 2018 squads were;

- » Ryan Grogan – WNPL
- » Matthew Moore – WNPL Reserves
- » Patrick Mills – WNPL17
- » David Field – WNPL15

Throughout 2018, the following CUA players represented the U20 Young Matildas:

- » Karly Roestbakken
- » Sarah Morgan

In addition, the following players were selected for the U17 Junior Matildas Camp:

- » Alexia Forner
- » Emma Ilijoski
- » Stephanie Lejins
- » Elke Aitolu
- » Isabella Barac
- » Sasha Grove

Emma Ilijoski was selected to represent Australia with the Junior Matildas, leading the squad as captain in the Qualifying matches in Kyrgyzstan for the 2019 AFC U-16 Women's Championships.

For the 2018/19 Westfield W-League season, the following players were selected as part of the Canberra United squad:

- » Karly Roestbakken
- » Laura Hughes
- » Aoife Colvill

## TSP

2018 saw the implementation of a new initiative for the male development pathway in the Talent Support Program. The TSP provided players supplementary training in support of their club training and matches throughout the year, training on average an extra 2 sessions per week for the 2018 training calendar. The TSP consisted of three groups across the following age groups; U13, U14, and U15-17, remaining in line with the principles of the game training development phase and FFA talent identification guidelines.

For the 2018/19 Foxtel Y-League, the following players from the TSP were a part of the Canberra United squad:

- » Nikola Jadric
- » Zachary Barbatano

Angus Bailey was also on a training agreement with the Canberra United Y-League side.

Tim Boke was selected to represent Australia with the Joeys in the U16 AFC Championships.

The coaches for the 2018 squads were;

- » Ron Smith & Scott O'Donnell – U15-17
- » Bernie To – U14
- » Ali Riza – U13

The Canberra United Academy and Talent Support Program couldn't exist without the ceaseless commitment of the players, parents and coaching staff week in week out. Capital Football would like to thank everyone involved for their part in making the 2018 Canberra United Academy program a success, and for their assistance in bringing in a new initiative with the Talent Support Program.

# SKILL ACQUISITION PROGRAM

The 2018 Skill Acquisition Program (SAP) encompassed four age groups in both boys and girls: U/9, U/10, U/11 and U/12s.

These groups involved a part time training environment which was designed to supplement the club-based training and games of each player by providing additional training contacts during the week.

The program was conducted by 10 coaches, whose qualifications consisted of a minimum of a C-Licence for Head Coaches, with the assistants largely made up of scholarship coaches with qualifications ranging from community coaching accreditations to C-Licences (pending assessment).

The Head of Skill Acquisition was Phil Booth, who is A-Licence (pending assessment) qualified and who for the past 20 years has specialised in the skill acquisition phase of development. In 2018 some of the coaches who delivered the SAP program also went through a learning journey of their own by going through the process of obtaining their Head Skill Acquisition trainer's course validation.

The SAP program ran from February through to early December, and outside of the training environment the squads also competed in a number of tournaments and gala days during the year including the McDonald's Kanga Cup.



# COACH EDUCATION

In 2018 the Capital Football Performance department delivered community coaching courses to more than 400 coaches and advanced courses including Youth and Senior C Licences to over 80 participants as part of major growth in both areas.

## Community Coaching Courses

A total of 26 community courses were delivered throughout 2018 in the A.C.T region, ranging in scope from the Aldi MiniRoos Certificate up to the Skill Training Certificate and Game Training Certificate.

The Community Coaching portfolio of courses is based around helping new coaches attain education and experience as they begin their coaching journey in football.

## Certificate Courses

The Aldi MiniRoos Certificate is for coaches who are working with players between the ages of five and nine in the Discovery Phase of the National Coaching Curriculum.

This area of the curriculum focuses on developing Coaches skills to enable them to create a fun football environment for Aldi MiniRoos aged players.

296 coaches attended these courses in Dickson, Weston, Belconnen Gungahlin and at Marist and Burgmann College.

The Skill Training Certificate is aimed at coaches who work with the 9-13 age bracket of children who are currently in the Skill Training phase of the Curriculum.

The focus of a coach in this area is on the development and delivery of the four core skills; passing/striking the ball, first touch, running with the ball and 'one on one' situations which are honed in a series of structured sessions.

A number of clubs hosted coaching courses, and 78 coaches across 2018 attended these courses and received their STC qualification as a result.



Aimed at coaches working with players in the 13-17 age bracket, the Game Training Certificate helps coaches develop the tactical awareness of players, as well as their perception and decision making using a game-based approach.

In 2018 the GTC was combined with the Senior Coaching Certificate course and hosted by Lanyon FC and Belnorth FC during the year. 33 coaches attended and attained the GTC in 2018.

2018 Courses Delivered and Coaches Accredited			
Course Title	No. of Courses	Participants	Av. Participants (per course)
Grassroots	16	296	19
Skill Training	5	78	16
Game Training Certificate	2	22	11
Senior Coaching Certificate	0	0	0
Goalkeeping Award	1	4	4
Futsal Certificate	1	1	1
Futsal License	1	5	5
Totals	26	406	16

Capital Football would like to thank the following FFA Accredited Coaching Presenters for presenting or assisting in the presenting of the community course portfolio in 2018: Steve Ujdur, Richard Jalland and Matthew Byrne.

## ACT Advanced Coach Education

A review of NPL & NPLW coaching accreditation in 2018 helped to gauge the demand and need for advanced courses in the region and will help clubs ensure their coaching staff are suitably accredited to oversee teams in 2020 and moving forward.

As seen in the table below, 84 coaches attended Advanced Coaching courses in 2018 to further their coaching career and gain higher accreditation.

2018 Regional Advanced Courses	
FFA/AFC 'C' Part 1	1
FFA/AFC 'C' Youth Licence Part 2	7
Full FFA/AFC 'C' Youth Licence	33
FFA/AFC 'C' Senior Licence Part 2	3
FFA/AFC 'C' Senior Licence	30
FFA/AFC 'C' Combined Youth and Senior Licence	10
Total	84

Six FFA Advanced Coaching Workshops were held in 2018, and these were open to all coaches in the region free of charge and touched on all aspects of football: Goalkeeping, Player/Man Management, Pre-Match/Half Time Team Talks, Periodisation, the SAP GIG Roadshow and Skill Training.



## Capital Football ended the 2018 financial year with an operating surplus of \$90K and cash in the bank of \$2.66M.

The result was down against forecast (\$142K) due primarily to decreased participation in the Skill Acquisition Program, ActewAGL Junior League and Aldi MiniRoos competitions.

Capital Football would like to acknowledge the support and contributions of Ben Mair (resigned Feb 2018), Attilio Martiniello (joined Aug 2018) and Dion Cannell members of the Finance, Audit and Risk Management (FARM Committee).

Program Area	Budget 2018	Actual 2018	Variance (\$)
<b>Governance</b>			
Administration	-\$363,623	-\$369,712	-\$6,089
<b>Commercial</b>			
Hawker Football Centre	-\$93,475	-\$66,152	\$27,323
Facilities	\$58,898	\$52,679	-\$6,219
Digital Engagement	-\$159,133	-\$149,342	\$9,791
Corporate Partnerships & Events	-\$51,136	-\$51,720	-\$584
<b>Performance</b>			
ACT Teams - Football	-\$21,358	-\$13,974	\$7,384
ACT Teams - Futsal	-\$8,790	-\$32,417	-\$23,627
Canberra United Academy	-\$55,017	-\$28,525	\$26,492
Player Programs	\$65,461	\$6,513	-\$58,948
Coach Programs	-\$98,419	-\$66,439	\$31,980
<b>Participation</b>			
NPL - Men	-\$35,796	-\$40,434	-\$4,638
NPL - Women	-\$8,270	\$7,886	\$16,156
Community Leagues	\$414,912	\$469,887	\$54,975
Junior Leagues	\$434,493	\$454,967	\$20,474
Futsal & Summer	\$219,450	\$26,185	-\$193,265
Referees	-\$145,533	-\$107,541	\$37,992
Inclusion Programs	-\$69,781	-\$68,979	\$802
Schools Programs & Holiday Clinics	-\$48,147	-\$39,702	\$8,445
<b>Kanga Cup</b>			
2018	\$127,447	\$160,813	\$33,366
<b>Canberra United</b>			
Back half Season 10 (Jan18 to Mar 18)	\$36,169	\$73,953	\$37,784
First half of Season 11 (Sep18 to Dec 18)	-\$53,395	-\$100,318	-\$46,923
National Youth League	-\$915	-\$20,553	-\$19,638
<b>NFC</b>			
National Futsal Championships	\$168	-\$6,573	-\$6,741
<b>Total Income</b>	<b>\$ 144,210</b>	<b>\$ 90,502</b>	<b>-\$ 53,708</b>

**ACT FOOTBALL FEDERATION LIMITED**

**ABN 16 413 452 268**

**FINANCIAL REPORT  
FOR THE YEAR ENDED  
31 DECEMBER 2018**



## DIRECTORS REPORT

Your Board of Directors present this report on the ACT Football Federation Limited (the Federation) for the financial year ended 31 December 2018.

### Directors

The names of each person who had been a director during the year or at the date of this report are:

Mark O'Neill - Chair  
Garth Morrison - Deputy Chair  
Fran Sankey  
Peter Maybury  
Angelo Konstantinou  
Richard Naumovski  
Kathryn Duff (to 23/4/2018)  
Michael Shanahan (to 23/4/2018).

Directors have been in office since the start of the financial year to the date of this report unless otherwise stated.

### Principal Activities

The principal activities of the Federation during the financial year included administering and developing the code of football.

### Operating Results

The surplus of the Federation for the year amounted to \$90,502 (2017 surplus: \$299,722).

### Review of Operations

A review of operations of the Federation during the financial year indicated that there have been no significant changes to operations of the entity during the financial year.

### Significant Changes in State of Affairs

No significant changes in the Federation's state of affairs during the financial year.

## DIRECTORS REPORT

### After Balance Date Events

No matters or circumstances have arisen since the end of the financial year which significantly affected or may significantly affect the operations of the Federation, the results of those operations, or the state of affairs of the Federation in future financial years.

### Future Developments

The Federation expects to maintain the present status and level of operations and hence there are no likely future developments in the entity's operations.

### Information on Directors

#### Mark O'Neill

##### Experience:

**Re-elected 30/3/2016 to AGM 2019  
(appointed Chair on 23/4/2018)**

Chair Capital Football 2013 - present  
Convenor FFA Member Federation Presidents Forum 2016 - 2017  
Chair Futsal National Working Group 2016 - present  
Chair Disciplinary and Appeals Committee 1991 - Present  
Capital Football Northern Zone delegate 2008 - 2013  
Extensive experience on the Boards of various not for profit organisations

#### Richard Naumovski

##### Experience:

**Elected 9/4/2018 to AGM 2021**

**Qualifications:** Associate Diploma Accounting  
FFA Referee (1999-current); Capital Football Referee  
Standing and Advisory Committee Chair (2012-2015);  
Capital Football Referee Administrator 2010;  
Coach Gungahlin United (2017-Current)

#### Fran Sankey

##### Qualifications:

##### Experience:

**Board Member (appointed 9/4/2018 to AGM 2021)**

Executive Master of Public Administration; Diploma of Project Management  
Chair of the Finance, Audit and Risk Management Committee;  
2013-2017, Deputy Chair of the Board of Capital Football  
Member, FFA Women's Football Council, elected December 2018  
Life Member, Weston Creek Soccer Club; 2009  
2003 Weston Creek Women's Soccer Club Person of the Year;  
2008 to 2013: Women's Chair, Weston Creek Soccer Club;  
2008 to 2013: Chair, Women's Standing Advisory Committee, Capital Football; 2008: Nominee 2008 Australia Day Awards in the  
'Inspirational Role Model as a Centrelink Employee' category; 2004 to  
2006: Board Member, Women's Soccer Canberra Board; 2002 to  
2003: Sports Convenor, Soccer, 9th Australian Masters Games



## DIRECTORS REPORT

### Peter Maybury

#### Qualifications:

#### Experience:

### Board Member (elected 30/3/2016 to AGM 2019)

Bachelor of Commerce Majoring in Accounting, FCPA

Chief Finance Officer with the ACCC

Previously served on Capital Football board for 10 years

Board member of various public school boards for 5 years

### Angelo Konstantinou

#### Experience:

### Board Member (elected 8/5/2017 to AGM 2020)

Self Employed Company Director (20 years)

Chief Technology Officer (Viva Leisure / Club Lime Group)

Hellenic Club Board Member since October 2017

Canberra Olympic Committee to 2016

Board member of ACT Futsal Incorporated to 2004

### Garth Morrison

#### Qualifications:

#### Experience:

### Board Member (elected 8/5/2017 to AGM 2020)

(appointed Deputy Chair on 23/4/2018)

Master of Business Administration (Sports Management)

Graduate Australian Institute of Company Directors (GAICD);

Fellow Australian Institute of Management (FAIM)

Managing Director GrayMorr Hospitality (Since March 2018).

## Meetings of Directors

During the financial year, ten meetings of directors were held. Attendance by each director was as follows:

Directors' Meetings		
	Number of face to face meetings eligible to attend	Number of face to face meetings attended
Directors –		
Mark O'Neill	10	10
Garth Morrison	10	8
Richard Naumovski	10	8
Fran Sankey	10	8
Peter Maybury	10	9
Angelo Konstantinou	10	9
Kathryn Duff	2	2
Michael Shanahan	2	2

## Indemnifying Officers or Auditor

No indemnities have been given or insurance premiums paid, during or since the end of the financial year, for any person who is or has been an officer or auditor of the Federation.

## DIRECTORS REPORT

## Proceedings on Behalf of the Federation


No person has applied for leave of a Court to bring proceedings on behalf of the Federation or intervene in any proceedings to which the Federation is a party for the purpose of taking responsibility on behalf of the Federation for all or any of those proceedings.


The Federation was not a party to any such proceedings during the year.

## Auditor's Independence Declaration

The lead auditor's independence declaration for the year ended 31 December 2018 has been received and can be found on page 7 of the Financial Report.

Signed in accordance with a resolution of the Board of Directors:

Director 

Director 

Dated this 15th day of March 2019.

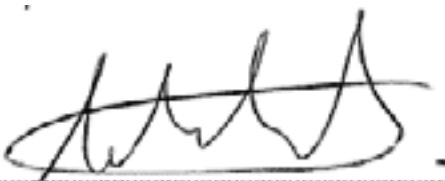


**DIRECTORS DECLARATION**

The directors of the Federation declare that:

1. The financial statements and notes, as set out on pages 8 to 24 are in accordance with the *Corporations Act 2001* and:
  - (a) comply with Australian Accounting Standards; and
  - (b) give a true and fair view of the financial position as at 31 December 2018 and of the performance for the year ended on that date of the Federation;
2. In the directors' opinion there are reasonable grounds to believe that the Federation will be able to pay its debts as and when they become due and payable.

This declaration is made in accordance with a resolution of the Board of Directors as required by s295 of the *Corporations Act 2001*.

Director 

Director 

Dated this 15th day of March 2019.



AccountAbility (ACT) Pty Ltd  
ACN: 088 095 354

PO Box 776, Mitchell ACT 2911

Telephone: 02 6170 6870

Email: [admin@accountabilitywft.com.au](mailto:admin@accountabilitywft.com.au)  
[www.accountabilitywft.com.au](http://www.accountabilitywft.com.au)

Liability limited by a scheme approved under  
Professional Standards Legislation

**AUDITORS' INDEPENDENCE DECLARATION UNDER SECTION 307C OF THE  
CORPORATIONS ACT 2001 TO THE DIRECTORS OF ACT FOOTBALL FEDERATION  
LIMITED**

I declare that, to the best of my knowledge and belief, during the year ended  
31 December 2018 there have been:

- (a) no contraventions of the auditors' independence requirements as set out in the *Corporations Act 2001* in relation to the audit, and
- (b) no contraventions of any applicable code of professional conduct in relation to the audit.

**AccountAbility**



**Anthony Wilson**  
Registered Company Auditor  
Canberra, ACT  
15 March 2019



ACT FOOTBALL FEDERATION LIMITED  
(A COMPANY LIMITED BY GUARANTEE)  
ABN 16 413 452 268

STATEMENT OF COMPREHENSIVE INCOME  
FOR THE YEAR ENDED  
31 DECEMBER 2018

	NOTE	2018 \$	2017 \$
<b>Revenue</b>			
Registration		2,908,742	3,213,563
Grants		1,031,136	899,498
Operations		344,659	295,907
Corporate		567,645	570,340
Total revenue		4,852,182	4,979,308
<b>Expenses</b>			
Registration	2	537,762	509,437
Operations	3	965,208	1,010,235
Corporate	4	399,133	409,474
Accounts, finance & legal	5	26,955	72,426
Administration	6	172,386	192,905
Depreciation		86,704	83,714
Logistics	7	356,173	335,155
Staff & contractors	8	2,214,903	2,063,689
Miscellaneous		2,456	2,551
Total expenses		4,761,680	4,679,586
Surplus for the year		90,502	299,722
Other comprehensive income			-
Change in asset revaluation surplus		21,495	-
Total comprehensive surplus for the year		111,997	299,722

The accompanying notes form part of these financial statements

ACT FOOTBALL FEDERATION LIMITED  
(A COMPANY LIMITED BY GUARANTEE)  
ABN 16 413 452 268

STATEMENT OF FINANCIAL POSITION  
AS AT 31 DECEMBER 2018

	NOTE	2018 \$	2017 \$
<b>ASSETS</b>			
<b>CURRENT ASSETS</b>			
Cash and cash equivalents	9	2,660,640	2,164,527
Trade and other receivables	10	575,408	823,563
Inventories		37,464	41,479
Other current assets	11	42,727	67,502
TOTAL CURRENT ASSETS		3,316,239	3,097,071
<b>NON-CURRENT ASSETS</b>			
Property, plant and equipment	12	1,375,674	1,382,322
Intangibles	13	-	1,328
TOTAL NON-CURRENT ASSETS		1,375,674	1,383,650
TOTAL ASSETS		4,691,913	4,480,721
<b>LIABILITIES</b>			
<b>CURRENT LIABILITIES</b>			
Trade and other payables	14	451,680	432,880
Other liabilities – unearned income		563,392	457,773
Provision for employee benefits	15	81,050	92,512
TOTAL CURRENT LIABILITIES		1,096,122	983,165
<b>NON-CURRENT LIABILITIES</b>			
Provision for employee benefits	15	36,551	50,313
TOTAL NON-CURRENT LIABILITIES		36,551	50,313
TOTAL LIABILITIES		1,132,673	1,033,478
<b>NET ASSETS</b>		3,559,240	3,447,243
<b>EQUITY</b>			
Retained earnings		3,438,746	3,348,244
Asset revaluation reserve		120,494	98,999
TOTAL EQUITY		3,559,240	3,447,243

The accompanying notes form part of these financial statements



ACT FOOTBALL FEDERATION LIMITED  
(A COMPANY LIMITED BY GUARANTEE)  
ABN 16 413 452 268

STATEMENT OF CHANGES IN EQUITY  
FOR THE YEAR ENDED 31 DECEMBER 2018

	Retained Earnings	Asset Revaluation Reserve	Total
	\$	\$	\$
<b>Balance at 1 January 2017</b>	3,048,522	98,999	3,147,521
Total comprehensive surplus for the period	299,722	-	299,722
<b>Balance at 31 December 2017</b>	3,348,244	98,999	3,447,243
Total comprehensive surplus for the period	90,502	21,495	111,997
<b>Balance at 31 December 2018</b>	<u>3,438,746</u>	<u>120,494</u>	<u>3,559,240</u>

The accompanying notes form part of these financial statements

ACT FOOTBALL FEDERATION LIMITED  
(A COMPANY LIMITED BY GUARANTEE)  
ABN 16 413 452 268

STATEMENT OF CASH FLOWS  
FOR THE YEAR ENDED 31 DECEMBER 2018

	NOTE	2018 \$	2017 \$
<b>CASH FLOW FROM OPERATING ACTIVITIES</b>			
Receipts in the course of operations		4,609,801	4,351,715
Payments to suppliers and employees		(5,138,094)	(4,792,206)
Interest received		31,299	21,534
Other income		1,043,119	939,371
		<u>546,125</u>	<u>520,414</u>
Net cash generated by/(used in) operating activities	16	546,125	520,414
<b>CASH FLOW FROM INVESTING ACTIVITIES</b>			
Proceeds from sale of non-current assets		11,781	-
Purchase of property, plant and equipment		(61,793)	(141,003)
		<u>(50,012)</u>	<u>(141,003)</u>
Net cash generated by/(used in) investing activities		(50,012)	(141,003)
<i>Net increase/(decrease) in cash held</i>		496,113	379,411
<b>Cash at beginning of the financial year</b>		2,164,527	1,785,116
<b>Cash at end of the financial year</b>	9	<u>2,660,640</u>	<u>2,164,527</u>

The accompanying notes form part of these financial statements



NOTES TO THE FINANCIAL STATEMENTS  
FOR THE YEAR ENDED 31 DECEMBER 2018

**NOTE 1. STATEMENT OF SIGNIFICANT ACCOUNTING POLICIES**

The financial report is for ACT Football Federation Limited as an individual entity, incorporated and domiciled in the Australian Capital Territory. The Federation is a company limited by guarantee.

**Basis of Preparation**

The financial report is a general purpose financial report that has been prepared in accordance with Australian Accounting Standards-Reduced Disclosure Requirements, Australian Accounting Interpretations, other authoritative pronouncements of the Australian Accounting Standards Board and the *Corporations Act 2001*.

Australian Accounting Standards-Reduced Disclosure Requirements set out accounting policies that the AASB has concluded would result in a financial report containing relevant and reliable information about transactions, events and conditions to which they apply. Compliance with Australian Accounting Standards-Reduced Disclosure Requirements ensures that the financial statements and notes also comply with International Financial Reporting Standards. Material accounting policies adopted in the preparation of this financial report are presented below. They have been consistently applied unless otherwise stated.

The financial report has been prepared on an accruals basis and is based on historical costs, modified, where applicable, by the measurement at fair value of selected non-current assets, financial assets and financial liabilities.

**Accounting Policies**

**(a) Revenue**

Revenue from the sale of goods is recognised upon the delivery of goods to customers. Donations and bequests are recognised as revenue when received. Interest revenue is recognised using the effective interest rate method, which for floating rate financial assets is the rate inherent in the instrument. Grant revenue is recognised over the period necessary to match the grant to the costs incurred in undertaking the funded activity. Grant funding received by the Federation for the acquisition of capital items is offset against the capitalised amounts in accordance with *AASB 120: Accounting for Government Grants and Disclosure of Government Assistance*.

Revenue from the rendering of a service is recognised upon the delivery of the service to the customers.

**(b) Taxation**

No provision for income tax has been raised as the Federation is exempt from income tax under Section 50.45 of the *Income Tax Assessment Act 1997*.

Revenues, expenses and assets are recognised net of the amount of GST, except where the amount of GST incurred is not recoverable from the Australian Taxation Office. In these circumstances the GST is recognised as part of the cost of acquisition of the asset or as part of an item of expense.

NOTES TO THE FINANCIAL STATEMENTS  
FOR THE YEAR ENDED 31 DECEMBER 2018

**NOTE 1. STATEMENT OF SIGNIFICANT ACCOUNTING POLICIES (Continued)**

Receivables and payables in the Statement of financial position are shown inclusive of GST.

Cash flows are presented in the Statement of cash flows on a gross basis, except for the GST component of investing and financing activities, which are disclosed as operating cash flows.

**(c) Cash and Cash Equivalents**

Cash and cash equivalents include cash on hand, deposits held at-call with banks, other short-term highly liquid investments with original maturities of three months or less, and bank overdrafts.

**(d) Inventories**

Inventories consist of football equipment and promotional materials which are measured at the lower of cost and net realisable value.

**(e) Property, Plant and Equipment**

Each class of plant and equipment is carried at cost or fair values as indicated, less, where applicable, any accumulated depreciation and impairment losses.

**Plant and Equipment**

Plant and equipment are measured on the cost basis less depreciation and impairment losses.

The carrying amount of plant and equipment is reviewed annually by the directors to ensure it is not in excess of the recoverable amount from these assets. The recoverable amount is assessed on the basis of the expected net cash flows that will be received from the assets employment and subsequent disposal. The expected net cash flows have been discounted to present values in determining recoverable amounts.

Plant and equipment that have been contributed at no cost, or for nominal cost are valued at the fair value of the asset at the date it is acquired.

**Depreciation**

The depreciable amount of all fixed assets including buildings and capitalised lease assets is depreciated on a declining-balance method basis over the asset's useful life to the entity commencing from the time the asset is held ready for use. Leasehold improvements are depreciated over the shorter of either the unexpired period of the lease or the estimated useful lives of the improvements.



NOTES TO THE FINANCIAL STATEMENTS  
FOR THE YEAR ENDED 31 DECEMBER 2018

NOTE 1. STATEMENT OF SIGNIFICANT ACCOUNTING POLICIES (Continued)

The depreciation rates used for each class of depreciable assets are:

Class of Fixed Asset	Depreciation Rate
Buildings	1.0%
Hawker Oval Redevelopment	2.5 – 14.3%
Equipment and fittings	20.0% - 33.0%
Motor vehicles	20%.

The assets' residual values and useful lives are reviewed, and adjusted if appropriate, at each reporting date.

Asset classes carrying amount is written down immediately to its recoverable amount if the asset's carrying amount is greater than its estimated recoverable amount.

(f) Impairment of Assets

At each reporting date, the Federation reviews the carrying values of its tangible assets to determine whether there is any indication that those assets have been impaired. If such an indication exists, the recoverable amount of the asset, being the higher of the asset's fair value less costs to sell and value in use, is compared to the asset's carrying value. Any excess of the asset's carrying value over its recoverable amount is expensed to the Income Statement.

Where future economic benefits of the asset are not primarily dependent upon the asset's ability to generate net cash inflows and when the entity would, if deprived of the asset, replace its remaining future economic benefits, value in use is depreciated replacement cost of an asset.

Where it is not possible to estimate the recoverable amount of an asset class, the Federation estimates the recoverable amount of the cash-generating unit to which the class of asset belongs.

(g) Employee Benefits

Provision is made for the Federation's liability for employee benefits arising from services rendered by employees to the reporting date. Employee benefits expected to be settled within one year together with benefits arising from wages, salaries and annual leave which may be settled after one year, have been measured at the amounts expected to be paid when the liability is settled. Other employee benefits payable later than one year have been measured at the net present value.

Contributions are made by the Federation to an employee's superannuation fund and are charged as expenses when incurred.

NOTES TO THE FINANCIAL STATEMENTS  
FOR THE YEAR ENDED 31 DECEMBER 2018

NOTE 1. STATEMENT OF SIGNIFICANT ACCOUNTING POLICIES (Continued)

(h) Provisions

Provisions are recognised when the Federation has a legal or constructive obligation, as a result of past events, for which it is probable that an outflow of economic benefits will result and that outflow can be reliably measured.

Provisions recognised represent the best estimate of the amounts required to settle the obligation at the end of the reporting period.

Gains and losses on disposals are determined by comparing proceeds with the carrying amount. These gains or losses are included in the income statement. When revalued assets are sold, amounts included in the revaluation reserve relating to that asset are transferred to retained earnings.

(i) Leases

Leases of fixed assets, where substantially all the risks and benefits incidental to the ownership of the asset, but not the legal ownership, are transferred to the entity are classified as finance leases.

Finance leases are capitalised, recording an asset and a liability equal to the present value of the minimum lease payments, including any guaranteed residual values.

Leased assets are depreciated on a diminishing-balance basis over their estimated useful lives where it is likely that the entity will obtain ownership of the asset. Lease payments are allocated between the reduction of the lease liability and the lease interest expense for the period.

(j) Financial Instruments

Financial assets and financial liabilities are recognised when the entity becomes a party to the contractual provisions to the instrument. For financial assets, this is equivalent to the date that the Federation commits itself to either purchase or sell the asset (ie trade date accounting is adopted).

Financial instruments are initially measured at fair value plus transactions costs except where the instrument is classified 'at fair value through profit or loss' in which case transaction costs are expensed to profit or loss immediately.

*Classification and subsequent measurement*

Finance instruments are subsequently measured at either fair value, amortised cost using the effective interest rate method or cost. *Fair value* represents the amount for which an asset could be exchanged or a liability settled, between knowledgeable, willing parties. Where available, quoted prices in an active market are used to determine fair value. In other circumstances, valuation techniques are adopted.



NOTES TO THE FINANCIAL STATEMENTS  
FOR THE YEAR ENDED 31 DECEMBER 2018

NOTE 1. STATEMENT OF SIGNIFICANT ACCOUNTING POLICIES (Continued)

*Amortised cost* is calculated as:

- i. the amount at which the financial asset or financial liability is measured at initial recognition;
- ii. less principal repayments;
- iii. plus or minus the cumulative amortisation of the difference, if any, between the amount initially recognised and the maturity amount calculated using the *effective interest method*; and
- iv. less any reduction for impairment.

The *effective interest method* is used to allocate interest income or interest expense over the relevant period and is equivalent to the rate that exactly discounts estimated future cash payments or receipts (including fees, transaction costs and other premiums or discounts) through the expected life (or when this cannot be reliably predicted, the contractual term) of the financial instrument to the net carrying amount of the financial asset or financial liability. Revisions to expected future net cash flows will necessitate an adjustment to the carrying value with a consequential recognition of an income or expense in profit or loss.

(i) *Financial assets at fair value through profit or loss*

Financial assets are classified at 'fair value through profit or loss' when they are held for trading for the purpose of short-term profit taking, or where they are derivatives not held for hedging purposes, or when they are designated as such to avoid an accounting mismatch or to enable performance evaluation where a group of financial assets is managed by key management personnel on a fair value basis in accordance with a documented risk management or investment strategy. Such assets are subsequently measured at fair value with changes in carrying value being included in profit or loss.

(ii) *Loans and receivables*

Loans and receivables are non-derivative financial assets with fixed or determinable payments that are not quoted in an active market and are subsequently measured at amortised cost.

(iii) *Held-to-maturity investments*

Held-to-maturity investments are non-derivative financial assets that have fixed maturities and fixed or determinable payments, and it is the entity's intention to hold these investments to maturity.

(iv) *Available-for-sale financial assets*

Available-for-sale financial assets are non-derivative financial assets that are either not capable of being classified into other categories of financial assets due to their nature, or they are designated as such by management. They comprise investments in the equity of other entities where there is neither a fixed maturity nor fixed or determinable payments.

NOTES TO THE FINANCIAL STATEMENTS  
FOR THE YEAR ENDED 31 DECEMBER 2018

NOTE 1. STATEMENT OF SIGNIFICANT ACCOUNTING POLICIES (Continued)

(v) *Financial liabilities*

Non-derivative financial liabilities (excluding financial guarantees) are subsequently measured at amortised cost.

**Derecognition**

Financial assets are derecognised where the contractual rights to receipt of cash flows expires or the asset is transferred to another party whereby the entity no longer has any significant continuing involvement in the risks and benefits associated with the asset. Financial liabilities are derecognised where the related obligations are either discharged, cancelled or expired. The difference between the carrying value of the financial liability, which is extinguished or transferred to another party and the fair value of consideration paid, including the transfer of noncash assets or liabilities assumed, is recognised in profit or loss.

(i) **Comparative Figures**

When required by Accounting Standards, comparative figures have been adjusted to conform with changes in presentation for the current financial year.

(j) **Critical accounting estimates and judgements**

The directors evaluate estimates and judgements incorporated in to the financial report based on historical knowledge and best available current information. Estimates assume a reasonable expectation of future events and are based on current trends and economic data, obtained both externally and within the company.

*Key estimates – Impairment*

The Federation assesses impairment at each reporting date by evaluating conditions specific to the Federation that may lead to impairment of assets. Where an impairment trigger exists, the recoverable amount of the asset is determined. Fair value less costs to sell or current replacement cost calculations performed in assessing recoverable amounts incorporate a number of key estimates.



NOTES TO THE FINANCIAL STATEMENTS  
FOR THE YEAR ENDED 31 DECEMBER 2018

	NOTE	2018 \$	2017 \$
<b>NOTE 2. REGISTRATION EXPENSES</b>			
National registration fee		231,439	238,058
Insurances		147,102	143,290
Tournaments		80,877	76,552
Other registration expenses		78,344	51,537
Total		<u>537,762</u>	<u>509,437</u>
<b>NOTE 3. OPERATIONS EXPENSES</b>			
Referee match fees		340,096	329,150
Equipment		61,061	50,944
Medical		112,720	105,848
Ground hire		346,124	387,994
Other operations expenses		105,207	136,299
Total		<u>965,208</u>	<u>1,010,235</u>
<b>NOTE 4. CORPORATE EXPENSES</b>			
Memberships & merchandise		71,665	101,811
Marketing & corporate communications		76,936	55,475
Events		56,201	50,446
Uniforms		164,945	179,346
Other corporate expenses		29,386	22,396
Total		<u>399,133</u>	<u>409,474</u>
<b>NOTE 5. ACCOUNTS, FINANCE &amp; LEGAL EXPENSES</b>			
Accounting & audit		11,188	20,520
Bad & doubtful debts		1,788	36,973
Legal		12,299	6,730
Other expenses		1,680	8,203
Total		<u>26,955</u>	<u>72,426</u>

NOTES TO THE FINANCIAL STATEMENTS  
FOR THE YEAR ENDED 31 DECEMBER 2018

	NOTE	2018 \$	2017 \$
<b>NOTE 6. ADMINISTRATION EXPENSES</b>			
IT & communications		55,555	65,592
Property & occupation		49,634	55,370
Printing & stationery		44,976	37,496
Repairs & maintenance		7,446	11,905
Insurance		8,179	11,310
Other administration expenses		6,596	11,229
Total		<u>172,386</u>	<u>192,905</u>
<b>NOTE 7. LOGISTICS EXPENSES</b>			
Accommodation & travel		277,693	262,330
Other logistics expenses		78,480	72,825
Total		<u>356,173</u>	<u>335,155</u>
<b>NOTE 8. STAFF &amp; CONTRACTOR EXPENSES</b>			
Wages		1,386,791	1,208,759
Superannuation		152,020	128,357
Other employee costs		49,748	26,930
Contractors		445,640	509,005
Workforce		180,704	190,638
Total		<u>2,214,903</u>	<u>2,063,689</u>
<b>NOTE 9. CASH AND CASH EQUIVALENTS</b>			
Cash at bank		910,640	663,127
Term deposits		1,750,000	1,500,000
Cash on hand		-	1,400
		<u>2,660,640</u>	<u>2,164,527</u>
<b>NOTE 10. TRADE AND OTHER RECEIVABLES</b>			
Trade receivables		661,453	925,327
Less: Provision for doubtful debts		(86,045)	(101,764)
		<u>575,408</u>	<u>823,563</u>



NOTES TO THE FINANCIAL STATEMENTS  
FOR THE YEAR ENDED 31 DECEMBER 2018

	2018 \$	2017 \$
<b>NOTE 11. OTHER CURRENT ASSETS</b>		
Prepayments	23,407	59,544
Accrued income	19,320	7,958
	<u>42,727</u>	<u>67,502</u>
<b>NOTE 12. PROPERTY PLANT AND EQUIPMENT</b>		
PROPERTY		
Property – at valuation	300,000	300,000
Less accumulated depreciation	-	(18,500)
Total Property	<u>300,000</u>	<u>281,500</u>
HAWKER OVAL REDEVELOPMENT		
Hawker Oval Redevelopment – at cost	1,958,479	1,941,263
Less accumulated depreciation	(959,764)	(913,482)
Total Hawker Oval	<u>998,715</u>	<u>1,027,781</u>
PLANT AND EQUIPMENT		
Plant and Equipment – at cost	179,496	155,845
Less accumulated depreciation	(131,877)	(112,427)
Total Plant and Equipment	<u>47,619</u>	<u>43,418</u>
OFFICE EQUIPMENT		
Office equipment – at cost	128,762	110,672
Less accumulated depreciation	(99,421)	(87,190)
Total Office equipment	<u>29,341</u>	<u>23,482</u>
MOTOR VEHICLES		
Motor vehicles – at cost	19,728	40,628
Less accumulated depreciation	(19,728)	(34,487)
Total Motor vehicles	<u>-</u>	<u>6,141</u>
<b>TOTAL PROPERTY, PLANT &amp; EQUIPMENT</b>	<u><b>1,375,674</b></u>	<u><b>1,382,322</b></u>

The independent valuation of the unit at Football House was undertaken by Phil Green AAPI of MMJ Real Estate as at 31 December 2018. The directors have determined the amount represents a fair value for the unit at the reporting date.

NOTES TO THE FINANCIAL STATEMENTS  
FOR THE YEAR ENDED 31 DECEMBER 2018

	2018 \$	2017 \$
<b>NOTE 13. INTANGIBLES</b>		
Software - at cost	21,690	21,690
Less accumulated amortisation	(21,690)	(20,362)
	<u>-</u>	<u>1,328</u>
<b>NOTE 14. TRADE AND OTHER PAYABLES</b>		
Trade creditors	259,110	336,164
Accrued expenses	87,973	32,063
Employee related payables	53,362	35,784
Borrowings	658	1,634
Amounts payable to the ATO	50,577	27,235
	<u>451,680</u>	<u>432,880</u>
<b>NOTE 15. PROVISIONS FOR EMPLOYEE BENEFITS</b>		
<b>Analysis of total provision</b>		
	<b>Annual Leave</b>	<b>Long Service Leave</b>
<b>Provisions</b>		
Opening balance as at 1/1/2018	92,512	50,313
Net movement in balance	(11,462)	(13,762)
Balance as at 31/12/2018	<u>81,050</u>	<u>36,551</u>
Current	81,050	-
Non-Current	-	36,551
	<u>81,050</u>	<u>36,551</u>

A provision has been recognised for employee benefits relating to long service for employees. In calculating the present value of future cash flows in respect of long service leave, the probability of long service leave being taken is based on historical data. The measurement and recognition criteria for employee benefits have been included in **Note 1 Statement of Significant Accounting Policies**.



NOTES TO THE FINANCIAL STATEMENTS  
FOR THE YEAR ENDED 31 DECEMBER 2018

		2018 \$	2017 \$
<b>NOTE 16. CASH FLOW RECONCILIATION</b>			
<i>Cash as per:</i>			
Statement of financial position	9	2,660,640	2,164,527
Statement of cash flows		<u>2,660,604</u>	<u>2,164,527</u>
<i>Reconciliation of surplus for the year to net cash provided by / (used in) operating activities</i>			
Surplus for the year		<u>90,502</u>	<u>299,722</u>
<i>Adjustments for non-cash items</i>			
Depreciation		86,704	83,714
Gain on disposal of non-current assets		(7,222)	-
Cash for capital grants		-	91,568
<i>Movements in assets and liabilities</i>			
Decrease/(increase) in receivables		248,154	(315,881)
Decrease/(increase) in inventories		4,015	20,822
Decrease/(increase) in other assets		24,776	136,999
Increase/(decrease) in creditors and borrowings		18,799	236,907
Increase/(decrease) in income in advance		105,620	(51,695)
Increase/(decrease) in employee provisions		(25,223)	18,258
		<u>546,125</u>	<u>520,414</u>

An overdraft facility was available to the Federation at the reporting date secured by a registered mortgage over the property at Australian Football Federation House Phipps Close Deakin ACT.

**NOTE 17. KEY MANAGEMENT PERSONNEL COMPENSATION**

	Employment Benefits \$	Post Employment Benefits \$	Total \$
<b>2018</b>			
Total compensation	150,146	13,300	163,446
<b>2017</b>			
Total compensation	143,950	13,455	157,405

NOTES TO THE FINANCIAL STATEMENTS  
FOR THE YEAR ENDED 31 DECEMBER 2018

	2018 \$	2017 \$
<b>NOTE 18. LEASING COMMITMENTS</b>		
Not later than one year	3,894	3,894
Later than one year and not later than five years	7,042	10,936
Later than five years	-	-
	<u>10,936</u>	<u>14,830</u>

Leasing commitments relate to the lease of the Hawker Football Centre and lease of office equipment. The lease of the Hawker Football Centre is a non-cancellable lease with a ten-year term, with rent payable yearly in advance. The lease of office equipment is a non-cancellable lease with a five-year term, with rent payable monthly in advance.

**NOTE 19. EVENTS AFTER THE BALANCE DATE**

There have been no events subsequent to the reporting date which require disclosure in the financial report.

**NOTE 20. CONTINGENT ASSETS AND LIABILITIES**

There are no contingent liabilities or assets as at 31 December 2018 which require disclosure in the financial report.

**NOTE 21. RELATED PARTY TRANSACTIONS**

No income was paid or payable, or otherwise made available, to any director of the Federation from the Federation. Costs incurred by directors in undertaking their roles representing the entity are paid directly by the Federation and no element relates to the payment of an allowance or per diem entitlement.

One director related entity provided *in-kind* catering services at Canberra United home games during the 2018-19 season.



NOTES TO THE FINANCIAL STATEMENTS  
FOR THE YEAR ENDED 31 DECEMBER 2018

**NOTE 22. CAPITAL MANAGEMENT**

The Board control the capital of the Federation to ensure that adequate cash flows are generated to fund operations. The Board is responsible for the overall risk management strategy.

The Federation's capital consists of financial liabilities, supported by financial assets.

The Board effectively manage the Federation's capital by assessing its financial risks and responding to changes in these risks as well as to changes in the market. These responses may include the consideration of debt levels.

The Federation does not have a formal policy on capital management and gearing ratios.

**NOTE 23. MEMBERS' GUARANTEE**

The Federation is incorporated under the *Corporations Act 2001* and is a company limited by guarantee. If the Federation is wound up, the Constitution states that each member is required to contribute a maximum of \$20 each towards meeting any outstanding obligations of the company. At 31 December 2018 the number of members was 12.

**NOTE 24. COMPANY DETAILS**

The registered office for the Federation is:

ACT Football Federation Limited  
Unit 2  
3 Phipps Close  
Deakin ACT 2600

The principal place of business for the Federation is:

ACT Football Federation Limited  
Unit 2  
3 Phipps Close  
Deakin ACT 2600.



AccountAbility (ACT) Pty Ltd  
ACN: 088 095 354

PO Box 776, Mitchell ACT 2911

Telephone: 02 6170 6870

Email: [admin@accountabilitywft.com.au](mailto:admin@accountabilitywft.com.au)  
[www.accountabilitywft.com.au](http://www.accountabilitywft.com.au)

Liability limited by a scheme approved under  
Professional Standards Legislation

**INDEPENDENT AUDITOR'S REPORT TO THE MEMBERS OF  
ACT FOOTBALL FEDERATION LIMITED**

**Report on the Audit of the Financial Report**

**Opinion**

I have audited the financial report of ACT Football Federation Limited, which comprises the statement of financial position as at 31 December 2018, the statement of comprehensive income, statement of changes in equity and statement of cash flows for the year then ended, and notes to the financial statements, including a summary of significant accounting policies, and the directors' declaration.

In my opinion the financial report of ACT Football Federation Limited has been prepared in accordance with the *Corporations Act 2001*, including:

- giving a true and fair view of ACT Football Federation Limited's financial position as at 31 December 2018 and of its financial performance for the year then ended; and
- complying with Australian Accounting Standards and the Corporations Regulation 2001.

**Basis for Opinion**

I conducted my audit in accordance with Australian Auditing Standards. My responsibilities under those standards are further described in the Auditor's Responsibilities for the Audit of the Financial Report section of my report. I am independent of ACT Football Federation Limited in accordance with the ethical requirements of the *Accounting Professional and Ethical Standards Board's APES 110 Code of Ethics for Professional Accountants* (the *Code*) that are relevant to my audit of the financial report in Australia. I have also fulfilled my other ethical responsibilities in accordance with the *Code*.

I believe that the audit evidence I have obtained is sufficient and appropriate to provide a basis my opinion.

## Other Information

The directors' are responsible for the other information. The other information comprises the information included in external reports prepared by ACT Football Federation Limited and made available to members and the public such as the Annual Report, but does not include the financial report and my auditor's report thereon.

My opinion on the financial report does not cover the other information and accordingly I do not express any form of assurance conclusion thereon.

In connection with my audit of the financial report, my responsibility is to read the other information and, in doing so, consider whether the other information is materially inconsistent with the financial report or my knowledge obtained in the audit or otherwise appears to be materially misstated.

If, based on the work I have performed, I conclude that there is a material misstatement of this other information, I am required to report that fact. I have nothing to report in this regard.

## Responsibilities of Directors' for the Financial Report

The directors' of ACT Football Federation Limited are responsible for the preparation and fair presentation of the financial report in accordance with Australian Accounting Standards and the *Corporations Act*, and for such internal control as the directors' determine is necessary to enable the preparation of the financial report that is free from material misstatement, whether due to fraud or error.

In preparing the financial report, the directors' are responsible for assessing ACT Football Federation Limited's ability to continue as a going concern, disclosing, as applicable, matters related to going concern and using the going concern basis of accounting unless the directors' either intends to liquidate ACT Football Federation Limited or to cease operations, or has no realistic alternative but to do so.

The directors' are responsible for overseeing ACT Football Federation Limited's financial reporting process.

## Auditor's Responsibilities for the Audit of the Financial Report

My objectives are to obtain reasonable assurance about whether the financial report as a whole is free from material misstatement, whether due to fraud or error, and to issue an auditor's report that includes my opinion. Reasonable assurance is a high level of assurance, but is not a guarantee that an audit conducted in accordance with Australian Auditing Standards will always detect a material misstatement when it exists. Misstatements can arise from fraud or error and are considered material if, individually or in the aggregate, they could reasonably be expected to influence the economic decisions of users taken on the basis of the financial report.

As part of an audit in accordance with the Australian Auditing Standards, I exercise professional judgement and maintain professional scepticism throughout the audit.

I also:

- Identify and assess the risks of material misstatement of the financial report, whether due to fraud or error, design and perform audit procedures responsive to those risks, and obtain audit evidence that is sufficient and appropriate to provide a basis for my opinion. The risk of not detecting a material misstatement resulting from fraud is higher than for one resulting from error, as fraud may involve collusion, forgery, intentional omissions, misrepresentations, or the override of internal control.
- Obtain an understanding of internal control relevant to the audit in order to design audit procedures that are appropriate in the circumstances, but not for the purpose of expressing an opinion on the effectiveness of the ACT Football Federation Limited's internal controls.
- Evaluate the appropriateness of accounting policies used and the reasonableness of accounting estimates and related disclosures made by ACT Football Federation Limited.
- Conclude on the appropriateness of ACT Football Federation Limited' use of the going concern basis of accounting and, based on the audit evidence obtained, whether a material uncertainty exists related to events or conditions that may cast significant doubt on ACT Football Federation Limited's ability to continue as a going concern. If I conclude that a material uncertainty exists, I am required to draw attention in my auditor's report to the related disclosures in the financial report or, if such disclosures are inadequate, to modify my opinion. My conclusions are based on the audit evidence obtained up to the date of my auditor's report. However, future events or conditions may cause ACT Football Federation Limited to cease to continue as a going concern.
- Evaluate the overall presentation, structure and content of the financial report, including the disclosures, and whether the financial report represents the underlying transactions and events in a manner that achieves fair presentation.




I communicate with ACT Football Federation Limited regarding, among other matters, the planned scope and timing of the audit and significant audit findings, including when considered necessary any significant deficiencies in internal control that I identify during my audit.

**AccountAbility**



**Anthony Wilson**  
**Registered Company Auditor**  
**Canberra, ACT**  
**15 March 2019**





**CAPITAL**  
**FOOTBALL**

[info@capitalfootball.com.au](mailto:info@capitalfootball.com.au)

+61 2 6260 4000

+61 2 6260 4999

**BUSINESS ADDRESS**

Football House, Unit 2 / 3 Phipps Close, Deakin, ACT, 2600

**MAILING ADDRESS**

PO Box 50, Curtin, ACT, 2605