



2017 ANNUAL REPORT



CAPITAL
FOOTBALL

CONTENTS

Board of Directors	3
President's Report	4
CEO's Report	6
Participation	8
Canberra United Season Nine	10
Female Football Week	11
2017 Westfield FFA Cup	12
2017 Playstation 4 National Premier League	14
2017 National Premier League Women	16
NSR Kanga Cup 2017	18
Kanga Cup Economic Impact Study	20
Community Leagues	22
Summer Football	23
ActewAGL Junior League	24
2017 National Paralympic 7-a-side Football Championships	25
Football Connect	25
2017 ACT Football and Futsal State Squads	26
Futsal	28
Referees	29
Canberra United Academy	30
Skills Acquisition Program	32
Coach Development	33
Financial Statements	35
Financial Report	36 (FR2)



BOARD OF DIRECTORS



MARK O'NEILL
CHAIR & DIRECTOR



RICHARD NAUMOVSKI
DEPUTY CHAIR & DIRECTOR



MIKE SHANAHAN
DIRECTOR



PETER MAYBURY
DIRECTOR



ANGELO KONSTANTINOU
DIRECTOR



GARTH MORRISON
DIRECTOR



KATHRYN DUFF
DIRECTOR



FRAN SANKEY
DIRECTOR

PRESIDENT'S REPORT

2017 WAS YET ANOTHER SUCCESSFUL YEAR FOR FOOTBALL IN ALL ITS FORMS IN THE ACT & SURROUNDING REGION. WE CONTINUE TO BE THE LARGEST PARTICIPATION SPORT IN THE ACT, DUE TO THE WONDERFUL WORK AND COMMITMENT OF THE CLUBS, THEIR MEMBERS AND VOLUNTEERS, PARENTS AND THE CAPITAL FOOTBALL STAFF.

Canberra United celebrated Season Nine of the Westfield W-League by winning the Premiership on the final weekend before bowing out in the semifinals. Another brilliant season from Ashleigh Sykes saw her win the Golden Boot award. The off-season saw the departure of Rae Dower with Heather Garriock joining Canberra United for Season 10. Both coaches continued the development of our local young players with several Canberra girls making their debut in the Westfield W-League.

2017 also saw Canberra United join the National Youth League competition. Despite a tough first season, our participation was immensely valuable for both our coaching staff and players, and we will look to build on that as we continue our involvement in the National Youth League. Canberra United, as a program of Capital Football, represents the ACT and surrounding region in national women's and youth men's competitions.

Pending clarification from the Football Federation of Australia (FFA) as to when and how the Hyundai A-League will be expanded we continue to work with the FFA and other stakeholders to realise opportunities for the A-League in Canberra and the viability of Canberra returning to the national competition either through a standalone bid or in collaboration with an existing or prospective A-League club. Whilst conscious of the need to ensure that the resources available to football are equitably applied, the need to

establish and maintain pathways for the development of all participants in football and the opportunity to experience football at the highest level remains a priority.

The Board continues its constructive dialogue with the NPL clubs to ensure the sustainability of our NPL competitions and the integration of our development pathways. Our women's and men's Premier League competitions continue to strengthen and provide opportunities for our players to participate at the highest level. The inclusion of the Riverina Rhinos into the men's Premier League competition in 2017 realised the expansion of the Capital Football Premier League competition into regional NSW. We have also initiated dialogue with interested stakeholders to explore opportunities for a team or teams from Canberra and the surrounding region to participate in a national second tier competition under the Hyundai A-League and Westfield W-League.

Futsal continues to be a focus with the Football Federation of Australia and other Member Federations to reintroduce national futsal competitions and the development of a national curriculum and related programs for futsal.

Our aspirations to enhance the infrastructure for football (in particular a futsal stadium and the volume and quality of grounds) continue to be a source of frustration and remain the subject of dialogue with the ACT Government and local governments in our region. As the largest participation sport in the ACT and the surrounding region we will continue to focus our attention on realizing better outcomes for all participants to improve the quality of the football experience for all participants.

The year has been dominated by ongoing dialogue between the stakeholders in Australian Football related to a revised governance structure for the FFA. Whilst these deliberations were inconclusive in 2017, subsequent meetings with FIFA and the AFC will enable progress towards a resolution in July 2018. I have every confidence that the goodwill and rigour

in these discussions will produce a positive outcome that ensures the governance of football in Australia is inclusive of all interests and transparent and fair in the allocation of resources. Whilst significant to the evolution of the game in Australia these deliberations do not impact upon the day to day administration of football in Australia which remains the responsibility of each of the Member Federations.

Capital Football's program for Athletes with a Disability, Football Connect, was awarded a Commendation for Inclusion in Education & Training at the 2017 Chief Minister's Inclusion Awards. I would like to recognise the commitment of the Capital Football Game Development Coordinator Merryn Brown and her team for their efforts in the development of this program. Huge thanks also go to the Football Connect Partner clubs, Tuggeranong United, Belwest Foxes Soccer Club, Belsouth Football Club and Belnorth Football Club without whose assistance the program would not be possible.

The past year also saw the introduction of a development program for persons in wheelchairs to play football. This exciting initiative known as Powerchair will seek to enable participation and establish teams to participate in local and interstate competitions.

2017 saw our Sporting School Programs and Participant numbers increase on those of 2016. Our Game Development Department worked with schools across the ACT & Surrounding region to implement programs and help grow the sport of football across a wider community. Sporting Schools is a Government funded program enabling schools to request sporting bodies such as Capital Football to run programs, helping to promote activity and fitness among school children through qualified coaches."

The Board is grateful for the contribution of the members of the Premier League, Junior League, Community League and Referees Standing Advisory Committees. I would also like to again acknowledge the significant contribution of the Finance, Audit and

Risk Management Committee under the leadership of Fran Sankey for providing the probity and diligence that enhances the financial administration of Capital football.

Our regional representatives continue to play an important role and are to be congratulated for enhancing the role of the North and South Regional Forums and communicating the issues of concerns to clubs.

In conclusion can I acknowledge the significant contribution and fellowship of my colleagues on the Capital Football Board, Fran Sankey, Mike Shanahan, Richard Naumovski, Peter Maybury, Kathryn Duff, Garth Morrison and Angelo Kostantinou. The open and considered dialogue is respected and appreciated with thanks.

To all associated with football my thanks for your ongoing effort and support.

Mark O'Neill
President
Capital Football

CEO'S REPORT



2017 SAW ANOTHER FANTASTIC YEAR OF FOOTBALL. TOGETHER WE ACHIEVED MUCH, AND PROGRESSED THE DEVELOPMENT OF OUR SPORT ON AND OFF THE PITCH.

As a football community we played, coached and officiated at over 16,000 games during the season. This is no small feat, and something we should all take great pride in.

On the football field, 2017 saw the inaugural year of the Women's NPL in age grades U/13 through to 1st grade, capped off by an enthralling 1st Grade Grand Final, with Canberra FC taking the honours in a penalty shootout thanks to the heroics of Chantel Jones.

In the Men's NPL we welcomed the Riverina Rhinos entering into our competitions, who achieved great success in their youth age grades.

The Kanga Cup continued to grow, with over 380 teams from across Australia, New Zealand, South Korea and Thailand. In 2017 we partnered with the ACT government to undertake an economic impact assessment of the tournament which showed the Kanga Cup attracted 8.5 thousand visitors to the ACT and generated a staggering \$5.2 million for the local economy.

As a football community we engaged and discussed the merits of competition structures and development programs during the Men's and Boy's competitions review and Youth Development pathway review. We are confident the outcomes of those reviews, shaped by the contributions of the football community, will improve the experience for participants in 2018.

The ACT continued to prove its pedigree as a breeding ground for futsal talent, with strong social competitions, the Boomerangs providing a pathway into the FNSW Premier League, and Capital Football securing the hosting rights for the 2018 and 2020 National Futsal Championships.

In Season 9 of the Westfield W-League Canberra United claimed the Premiers plate for a record third time, narrowly missing out on qualifying to the Grand Final. Ashleigh Sykes won the golden boot scoring 12 goals in 14 games, so big congratulations is in order for Ash!

Season 10 saw the introduction of a new Head Coach in Heather Garriock and opportunities for a host of young up-and-coming players. The team narrowly missed out on the semi-finals, and we hold high hopes for them in Season 11.

After many years of lobbying, Canberra United was accepted into the Foxtel National Youth League. It was a challenging start for our boys, but they adapted and improved during the season, securing a famous first win for the club over the Central Coast Mariners in the second round. We aim to build on this program in 2018, providing a development pathway locally so that our best young male players do not have to move interstate to access National League exposure.

I would like to thank the Capital Football Board, led by Mark O'Neill for their commitment and leadership, and the Capital Football staff who I see day in and out doing their utmost to make football accessible and enjoyable.

I would also like to acknowledge the time and commitment the members of the football community make on our Zone Council and Standing Advisory

Committees. These individuals have extensive history in our sport, and provide valuable guidance as we seek to improve the services and support Capital Football provides.

Thanks also the ACT Government for their continued support, and to our many corporate partners whose contribution enables Capital Football to provide inclusive and accessible participation opportunities to local players.

Looking towards 2018, there are a few key priorities for our sport, including;

- Conducting a Referees Review and developing programs to better recruit, retain and train referees
- Conducting a Facilities Audit to better understand our use of fields, where the shortfalls are, where our player growth is located, and how we best use this information to lobby for a better outcome for football with government
- Improved promotion and marketing of our sport, including a refreshed registration campaign across multiple platforms and increased live streaming of our premier competitions
- Greater focus on coach education, through outwardly facing resources to support coaches after completion of their accreditation courses

But all that we aspire to achieve cannot occur without the commitment and efforts of the club committees members, coaches, parents, referees, volunteers and players themselves.

We extend our sincere gratitude to everyone involved in the game, thank you for the 2017 season, and look forward to seeing everyone at a football field or futsal court in 2018.

Phil Brown
CEO
Capital Football

“As a football community we played, coached and officiated at over 16,000 games during the season. This is no small feat, and something we should all take great pride in.”

PARTICIPATION

The infographic details Participation in Football across the ACT & surrounding regions, as it continues to be the biggest club sport in the area. The ACT continues to be a benchmark for Female participation in football, boasting one of the highest rates of Female footballers in the country. Community Programs, Tournaments & Events does not include the roughly 6,000 participants that join in the Kanga Cup in Canberra every year.



2017 ACT SUMMARY



TOTAL PARTICIPATION
29,859



Affiliated Network

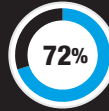
Outdoor Clubs: 45
Outdoor Football Participants
16,881



74% MALE
PARTICIPANTS



26% FEMALE
PARTICIPANTS



72%
PLAYER
RETENTION RATE

ALDI MiniRoos (4-11)



8,156
PARTICIPANTS

Youth (12-18)

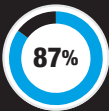


5,174
PARTICIPANTS

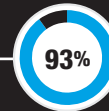
Senior (19+)



3,551
PARTICIPANTS



87%
PLAYER
SATISFACTION



93%
RETENTION
LIKELIHOOD



21
NET PROMOTER
SCORE

64%

of ACT participants support
a Hyundai A-League and/or
Westfield W-League club.



TEAM	%
Canberra United	32%
Other Teams	32%
No Team supported	36%

Futsal Participants

4,829

Social Participants

3,865

Registered Active Coaches

694

Referees

479

Women & Girls

6,813 Club Participants*

Outdoor: 4,441

- MiniRoos: 2,013
- Youth: 1,552
- Senior: 876

Futsal: 1,135

Social: 1,237

*School and community tournaments,
programs and events not included.



School Football

2,822 Participants

School Competitions: 1,560

School Programs: 1,262



Community Tournaments, Programs & Events

289 Participants

CANBERRA UNITED SEASON NINE

CANBERRA UNITED CONTINUED THEIR REIGN AS THE MOST SUCCESSFUL WESTFIELD W-LEAGUE CLUB DURING 2016/17, WITH A BARNSTORMING JANUARY LEADING THE CLUB TO A THIRD PREMIERS PLATE IN RAE DOWER'S FINAL SEASON AS HEAD COACH OF THE SIDE.

While the side lost 1-0 in extra time to Melbourne City in their semi-final, the season was an overall success, topped off by Ashleigh Sykes' sensational Golden Boot winning effort of 12 goals throughout the season.

United played home fixtures at McKellar Park, Central Coast Stadium and Gio Stadium throughout the season, with the latter two in partnership with Hyundai A-League club Central Coast Mariners.

The club put together a formidable squad, including Japanese World Cup winning superstar Yukari Kinga

and American imports Stephanie Ochs, Jasmyne Spencer and Celeste Boureille. Local talents Grace Maher, Nickoletta Flannery, Georgia Boric, Karly Roestbakken and Laura Hughes helped to fill out the squad, and Flannery was rewarded for strong performances with the December nomination for NAB Young Footballer of the Year.

As well as topping the table in points, flowing attacking football saw Dower's side score more goals than any other side, finishing on 33 for the season including 15 in January alone.

United continue to inspire and nurture the next generation of female footballers in the ACT and surrounding areas, while giving back to the community through clinics and outreach visits.

Player of the Year: Yukari Kinga

Player's Player of the Year: Yukari Kinga

Supporter's Player of the Year: Ashleigh Sykes

University of Canberra Rising Star: Grace Maher

Volunteer of the Year: Danielle Steele and Megan Lane



FEMALE FOOTBALL WEEK

THE 2017 FEMALE FOOTBALL WEEK FEATURED THE FEMALE FOOTBALL FORUM HOSTED BY THE UNIVERSITY OF CANBERRA FACULTY OF HEALTH.

The forum was MC'd by former Canberra United player Grace Gill and the panel featured Summerland Football's CEO Margot Sweeny, Westfield Matilda and Canberra United player Michelle Heyman, Lecturer and Performance Analyst Phd at University of Canberra Jocelyn Mara and Former FIFA Assistant Referee Allyson Flynn.

The Q&A forum gave an insight into the path that a number of women have taken to their current roles in the sporting world. Attendees had the opportunity to ask their own questions and learn from these women to become empowered to take on leadership roles.

Female Football Week also had a Level 4 Referees Course, the Canberra United Girls Clinic run by 2016/2017 Head Coach Rae Dower and Canberra United players as well as some club based events at Majura FC, Weston-Molonglo FC and Monaro Panthers FC.



2017 WESTFIELD FFA CUP



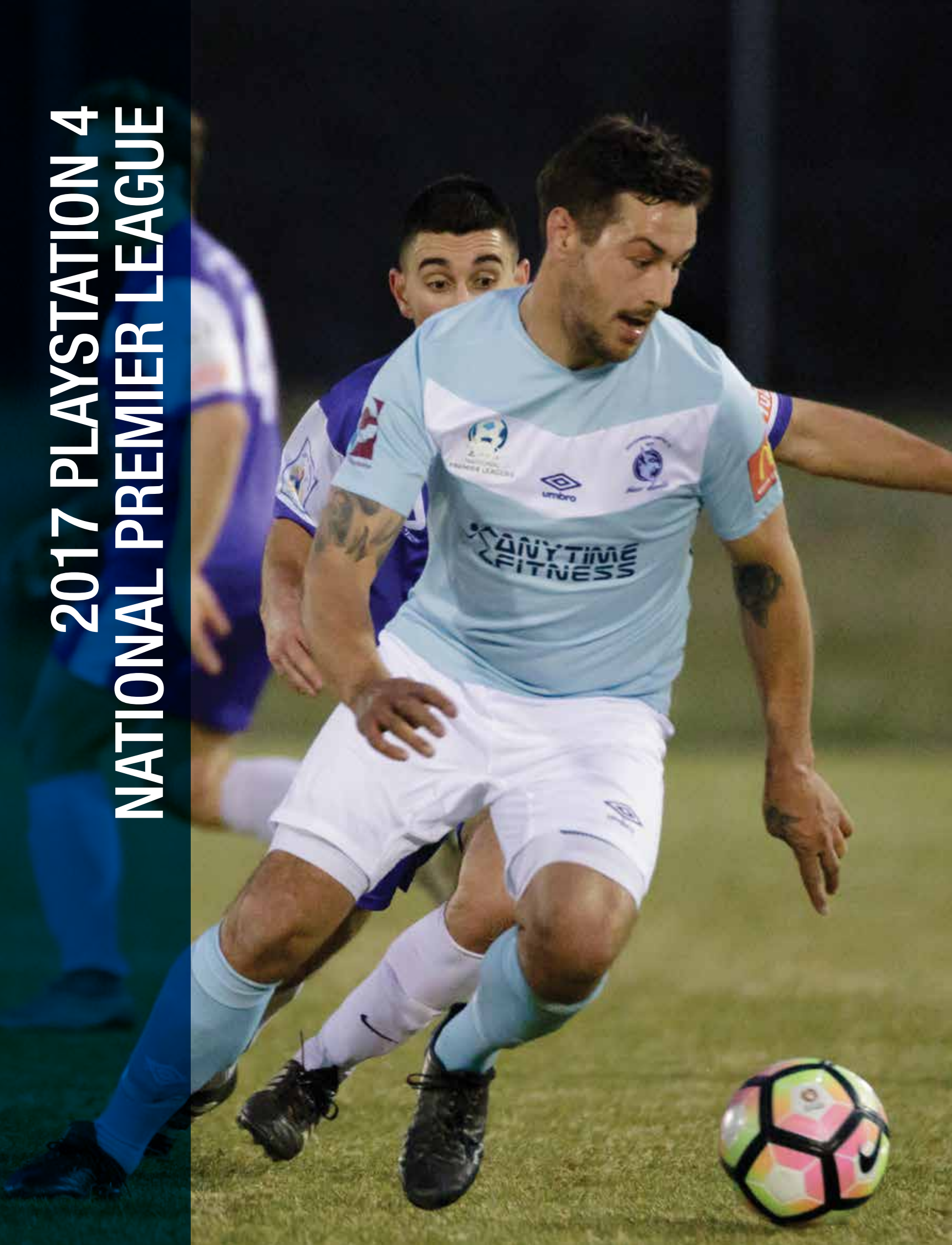
2017 SAW ONE OF CAPITAL FOOTBALL'S BIGGEST FEDERATION CUP FIELDS TO DATE, WITH 20 CLUBS NOMINATING FOR THE COMPETITION, SERVING AS THE PRELIMINARY ROUNDS OF THE WESTFIELD FFA CUP.

Lanyon United caused an early upset as they toppled Capital League opposition Narrabundah, before falling to Tuggeranong United the following round. Monaro Panthers shocked Belconnen United in a penalty shootout before going past Gungahlin United on their way to the semi-finals. The semis served up a big clash between Canberra FC and Canberra Olympic, with Olympic too strong on the night as they progressed, before defeating Tuggeranong United in the final in June. The final was the first match streamed Live thanks to BarTV Sports, a partnership which has now flourished.

Olympic were drawn away to Sorrento FC for the national Round of 32, and travelled to Perth for the clash at Percy Doyle Reserve. In front of over 900 fans, Olympic dominated the match, but an early goal from Sorrento proved enough as Olympic were eliminated in the early stages.

The cup continues to provide an exciting extra competition for clubs at all levels, and for fans to attend during the week.

2017 PLAYSTATION 4 NATIONAL PREMIER LEAGUE



“The Rhinos’ junior sides excelled in many of their competitions, competing with some of the best juniors in the region week in and week out, including making Grand Finals in both the U/13 & U/14 age-grades following successful seasons.”

The 2017 PlayStation4 National Premier Leagues proved one of the most exciting yet, with a top four race that came down to the wire.

Canberra Olympic retained their Premiership with a resounding 11-point lead at the top of the table after the regular season, but the race for third and fourth spots came down to the last few weekends of the season. Tuggeranong United were chasing finals football for the first time in over a decade, but after a strong final few weeks fell to Monaro Panthers on the last weekend of the season. That was the Panthers only win for the year, and meant that Gungahlin United and Canberra FC only played for Elimination Final hosting rights on the final day of the season.

Despite Olympic’s dominance in the regular season, they were bested twice by Belconnen United in the finals, first in the Qualifying Final and then once more in the Grand Final, with United claiming a famous win in front of a vocal crowd at McKellar Park.

The Riverina Rhinos debuted in Capital Football competitions in 2017, experiencing a tough year as they looked to make their mark on the league. The Rhinos’ junior sides excelled in many of their competitions, competing with some of the best juniors in the region week in and week out, including making Grand Finals in both the U/13 & U/14 age-grades following successful seasons.

Deakin Stadium hosted the NPL Finals series quarter-final clash between Canberra Olympic and Edgeworth Eagles. On a cold evening, the Eagles proved too strong for Olympic, running out 4-1 winners with a strong performance, including a brilliant strike from former Hyundai A-League star Daniel McBreen.

The 2017 season showed that the standard of Football in the ACT and surrounding region continues to improve year on year, and 2018 promises to be no different.

Congratulations to all the NPL teams and many thanks to the members of the PLSAC who were always available to offer advice and guidance when needed.

2017 NATIONAL PREMIER LEAGUE WOMEN



“The National Premier Leagues Women’s continues to provide female footballers a genuine pathway through their club into 1st Grade, where they can make themselves visible for Westfield W-League spots.”

The 2017 PlayStation4 National Premier Leagues Women’s competition saw an exciting season end with one of the best Grand Finals in recent memory.

Belconnen United were heavy favourites for silverware after a dominant 2016, and after an early slip up at Tuggeranong began to assert their dominance on the competition. The fight behind them was enthralling however, with Canberra FC, Woden-Weston FC and Gungahlin United all battling for second spot at various times through the season. Throw in the Canberra United Academy and the competition was full of attacking football and great talent.

The Women’s Federation Cup saw Belconnen United claim a 5-2 win in a McKellar Park Grand Final, the competitiveness of which was not reflected in the scoreboard. United then headed into the league Grand Final against Canberra FC looking to complete a treble, only to have the party spoiled by a spirited visiting side.

In a rematch of the 2016 decider, the sides could not be separated across 90 minutes, meaning extra-time was required. Jessie Williams put Belconnen United ahead in the extra period before Marcia Wallis equalised in the final minute to send the game to penalties.

Canberra FC shot-stopper Chantel Jones saved three penalties in an extraordinary shootout performance to seal a famous Grand Final win for Canberra FC.

The National Premier Leagues Women’s continues to provide female footballers a genuine pathway through their club into 1st Grade, where they can make themselves visible for Westfield W-League spots. This was made clear as Heather Garriock picked up Madelyn Whittall, Jasmine Maguire, Lauren Keir and Isobel Davy for her opening round Westfield W-League squad in Season 10.

NSR KANGA CUP 2017

THE 2017 KANGA CUP WAS ONE OF THE GREATEST YET, WITH 373 TEAMS TAKING PART IN OVER 1000 MATCHES PLAYED AT NINE VENUES ACROSS THE CANBERRA REGION. LOCAL TEAMS TESTED THEMSELVES AGAINST TEAMS FROM ALL AROUND AUSTRALIA, AS WELL AS NEW ZEALAND, SOUTH KOREA AND THAILAND, IN ATTEMPT TO BE CROWNED KANGA CUP CHAMPIONS.

Westfield Matilda Michelle Heyman was the 2017 NSR Kanga Cup Ambassador, making her way around the venues each day to visit teams and then attending the Welcome function held at Rashays restaurant at Belconnen on Tuesday night which also happened to coincide with her birthday.

The beanies that each player received in their team kits this year were particularly popular, and it was great to see them on heads all over Canberra throughout the week and since then. The 2017 Opening Ceremony took place at the AIS Arena and was followed by the tournament's opening match – a great game between Singok FC and Belwest Wolves in the U12 Male Cup.

An Economic Impact Study which was conducted throughout the week found Kanga Cup to be responsible for \$5.2 million direct in-scope expenditure for the ACT, with the event bringing 8,451 people to the ACT who may not have otherwise visited. 62.3% of people agreed that the Kanga Cup positively impacted their perception of Canberra, and 70% of people are likely to visit in the future.

A big thank you must go to all our volunteers who helped the week to run as smoothly as possible, and also to the local clubs who helped with setting up and maintaining venues across the week. The tournament would not run without you and we appreciate the work from everyone.

AWD	Football NSW
U/9 Male Cup	Manly United
U/9 Male Plate	Brisbane City FC Blue
U/9 Male Shield	Curl Curl Rhinos
U/10 Male Cup	Manly United
U/10 Male Plate	Balmain & District FC Tigers
U/10 Male Shield	Easts FC Bayern
U/10 Female Cup	Belsouth Thunderbirds
U/11 Male Cup	Manly United FC
U/11 Male Plate	Monaro Red
U/11 Male Shield	Easts FC Dynamo
U/11 Female Cup	Northbridge Thunder
U/11 Female Plate	Port Kembla FC Kick'n Violets
U/12 Male Cup	Singok FC
U/12 Male Plate	Northbridge Bears
U/12 Male Shield	Kemps Creek United
U/12 Female Cup	Canberra United Academy
U/13 Male Cup	Moreland Zebras
U/13 Male Plate	St. Augustine Avengers
U/13 Male Shield	Caulfield Colts
U/13 Female Cup	Gold Coast Pirates
U/14 Male Cup	Adelaide City
U/14 Male Plate	Northern Tasmania JSA
U/14 Female Cup	YeSung
U/14 Female Plate	Wagga City Wanderers
U/15 Male Cup	Canberra United Academy
U/15 Male Plate	Fairfield Pats
U/16 Male Cup	Coniston
U/16 Male Plate	Lindfield FC
U/16 Female Cup	YeSung
U/16 Female Plate	Mansfield State High School
U/18 Male Cup	International Football School Blue
U/18 Female Cup	YeSung



“An Economic Impact Study which was conducted throughout the week found Kanga Cup to be responsible for \$5.2 million direct in-scope expenditure for the ACT, with the event bringing 8,451 people to the ACT who may not have otherwise visited.”



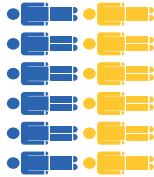
2017 Kanga Cup

2 - 7 JULY



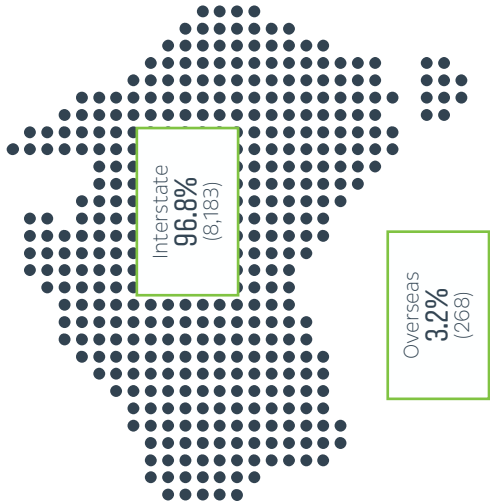
FOCUSED EVENT THINKING

VISITORS TO THE ACT

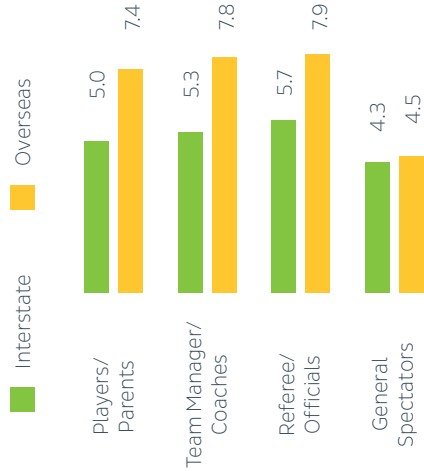


The event was directly responsible for bringing 8,451 individuals to the ACT, who may not have visited if not for the Kanga Cup

VISITOR NIGHTS



AVERAGE LENGTH OF STAY (NIGHTS)



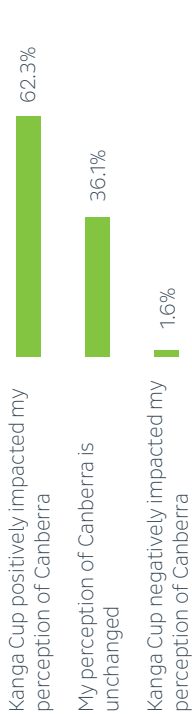
ECONOMIC & TOURISM IMPACTS



BREAKDOWN OF SPENDING




IMPACT ON THE PERCEPTION OF CANBERRA



SOCIAL IMPACT OF KANGA CUP

(1 = STRONGLY DISAGREE, 5 = STRONGLY AGREE)



Male, 50, NSW

“It is a great week for the players in terms of experience, team bonding, also for the parents. If you haven't been to Canberra before, a great chance to have a look around”

Female, 46, NSW

SEPTEMBER 2017

2017 Kanga Cup

2 - 7 JULY

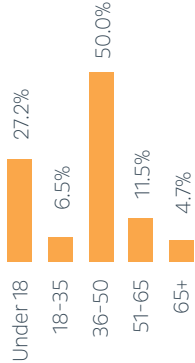


FOCUSED EVENT THINKING

DEMOGRAPHIC PROFILE OF ATTENDEES & PARTICIPANTS



* Note: - 1% prefer not to say

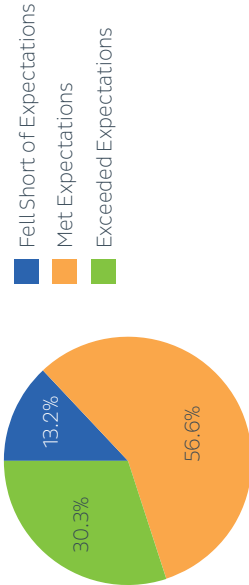


NET PROMOTER SCORE

The Net Promoter Score measures the level of positive/negative advocacy that the Kanga Cup generated amongst attendees and participants. Detractors (0-6) are likely to talk negatively about the event and their experience. Passives (7-8) are likely to be neutral in their advocacy. Promoters (9-10) are likely to positively advocate their experience



ATTENDEE EXPERIENCE



“I came to give my girls a once in a lifetime experience. That experience was brilliant”

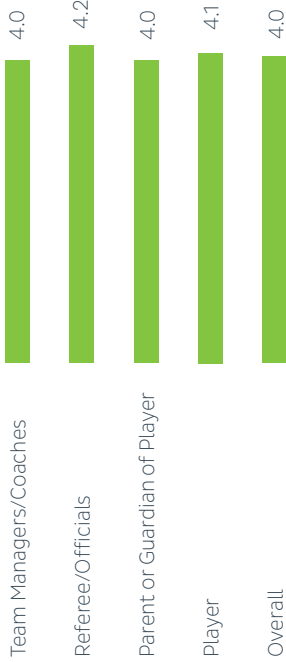
Male, 51, QLD

“When going to the Kanga Cup you make a lot of new friends. It was a lot of fun, you learn a lot of new things and the organisers take good care of you”

Male, 15, Overseas

OVERALL SATISFACTION WITH KANGA CUP

(1 = NOT AT ALL SATISFIED, 5 = COMPLETELY SATISFIED)



“This is an exceptional tournament, playing and meeting teams from around Australia and abroad. Looking forward to next year”

Male, 56, NSW

“I felt the organisation this year was very good and it was great to have all of our non-final games at the one field”

Male, 56, NSW

SEPTEMBER 2017

COMMUNITY LEAGUES

CAPITAL LEAGUE AGAIN STAKED ITS CLAIM AS THE LEADING STANDARD FOR MEN’S COMMUNITY LEAGUE FOOTBALL IN 2017. THE TITLE OF LEAGUE WINNER WAS UP FOR GRABS RIGHT DOWN TO ROUND 18, WITH ANU FC EVENTUALLY CLAIMING THE HONOURS OVER O’CONNOR KNIGHTS SC. THE GRAND FINAL SAW THE TOP TWO TEAMS FACE OFF FOR THE THIRD TIME IN 4 WEEKS, WITH ANU FC RUNNING OUT 5-1 WINNERS IN FRONT OF 836 SPECTATORS AT WODEN PARK.

2017 also saw a tight race in the Women’s State League Division 1 competition. ANUWFC claimed League Winners by just 3 competition points, and Grand Final victory 2-1, both in narrow margins over Canberra Olympic FC.

ANU FC finished as Club Champions for State League with WMFC taking out the Masters Club Champion award.

Capital Football wishes to extend its appreciation to all clubs, players, coaches, volunteers, club delegates, administrators and match officials who have contributed greatly to the Community League competitions.

Congratulations to the victorious teams from the 2017 Winter Season.

Division	League Champion	Grand Final Winners
Capital League	ANU FC	ANU FC
Capital League Reserves	Queanbeyan City FC	Queanbeyan City FC
Men’s State League Division 1	Narrabundah FC	Narrabundah FC
Men’s State League Division 2	ANUFC	ANU FC
Men’s State League Division 3	Canberra City SC	Canberra Olympic FC
Men’s State League Division 4	ANUFC	Belwest Foxes SC
Men’s State League Division 5	Brindabella Blues FC	Brindabella Blues FC
Men’s State League Division 6	Gungahlin United FC	Gungahlin United FC
Men’s State League Division 7	ANU FC	ANU FC
Men’s State League Division 8	ANU FC	Belwest Foxes SC Red
Men’s State League Division 9	Weston Molonglo FC	Gundaroo Bullocks FC
Men’s State League Division 10	ANU FC	ANU FC
Women’s State Leagues Division 1	ANU WFC	ANU WFC
Women’s State Leagues Division 2	Belwest Foxes SC	Weston Molonglo FC Black
Women’s State Leagues Division 3	ANU WFC	Queanbeyan City FC
Women’s State Leagues Division 4	Palerang United FC	Palerang United FC
Women’s State Leagues Division 5	ANU WFC	Narrabundah FC
Women’s Masters	Burns FC	Burns FC
Men’s Masters Division 1	Weston Molonglo FC	ANU FC
Men’s Masters Division 2	ANU FC	ANU FC
Men’s Masters Division 3	Queanbeyan City FC	Queanbeyan City FC
Men’s Masters O45	Burns FC	Canberra FC

SUMMER FOOTBALL

SUMMER MASTERS SAW A CHANGE TO GRASS SURFACES AT THE AIS, UNIVERSITY OF CANBERRA AND RMC, WITH 15 TEAMS PLAYING ACROSS TWO DIVISIONS ON TUESDAY AND THURSDAY NIGHTS.

Premier League 20s occupied Hawker Football Centre on weeknights, with eight teams vying for offseason victories.

Women’s Summer Sixes saw 15 teams battling it out on Sunday evenings at Waramanga, while Waramanga also saw a Summer Kick-Off program run side by side with the Women’s Summer Sixes with 29 participants.

“Men’s Summer Masters, Premier League 20s and Women’s Summer Sixes again ran successfully over the 2017/18 summer break.”



ACTEWAGL JUNIOR LEAGUE

WITH LONG TERM PARTNERS ACTEWAGL BACK ON BOARD FOR ANOTHER YEAR, THE 2017 ACTEWAGL JUNIOR LEAGUE SEASON WAS ANOTHER SUCCESS IN THE ACT AND SURROUNDING REGION. 2017 SAW THE INTRODUCTION OF A NEW CLUB INTO THE COMPETITION, WITH BURNS FC NOMINATING AN U/12 OPEN SIDE, AND THE TEAM THOROUGHLY ENJOYED THEIR FIRST YEAR IN THE COMPETITION ENVIRONMENT.

As part of the ActewAGL Round during the season, Yass FC U/12's won an opportunity to have a training session under Canberra United's Westfield W-League Coach Heather Garriock, as well as getting to attend a training session of the team themselves. As part of ActewAGL's naming rights sponsorship, they also conducted a number of prize based competitions to reward the members of the community that help make football tick.

Fair Play Award – Luke Barlow | Yass Football Club

Volunteer Award – Paul Murta | Gungahlin United Football Club

Referee Award – Daisy Canavan | Majura Football Club

Capital Football would like to extend its thanks to ActewAGL for their naming rights partnership and the ongoing contribution they make to our sport in the ACT and surrounding region. Thanks must also go to Guzman y Gomez, who for the third year provided all U/10-U/18 teams with Player of the Match Awards, every round of the season.

2017 saw the introduction of the 'Let Kids be Kids Silent Sideline Round', which was organised by the ACT Government and Capital Football. Junior Football should be about the players having fun and playing on the field with as little direction as possible to promote player development, and create an enjoyable playing environment.

Capital Football would like to thank the Junior Standing Advisory Committee for all of their help and guidance throughout the season, and also to Gordon Carmichael for helping Capital Football as the Draws Consultant for another season.



2017 NATIONAL PARALYMPIC 7-A-SIDE FOOTBALL CHAMPIONSHIPS

A number of players represented Capital Football at the tournament held in Sydney in November. The team comprised of 7 ACT players, with players from South Australia and NSW completing the side. Coached by Andrew Stephens, the team played well and developed together over the tournament placing fourth, losing to Western Australia 5-2 in the bronze medal match.

FOOTBALL CONNECT

Football-Connect continued to offer playing opportunities for people with para and/or intellectual disability within the ACT and its surrounds in 2017. Football-Connect programs provide the chance for players to participate in football over more than 22 weeks of the year.

2017 saw a marked increase in participation with over 50 players participating across the four facets of the program; The All Ability League, Futsal Fives, Paralympic Football and Futsal Pathway Program, with number of participants joining in more than one program alongside their mainstream senior/ junior football.

For the first time Football-Connect All Ability League players went on a road trip to Sydney to participate in Football NSW's Football4All Gala Day. This was a great opportunity to meet and play against players from other all ability league clubs.

As always we would like to thank Summerland Football for their sponsorship of Football-Connect and local clubs Tuggeranong United Football Club, Belwest Foxes, Belnorth Football Club and Belsouth Football Club for their ongoing support of the All Ability League.



2017 ACT FOOTBALL AND FUTSAL STATE SQUADS

2017 ACT Football State Squads

Girls National Youth Championships

Capital Football entered squads in both the U14 and U15 Age Groups for the National Youth Championships in Coffs Harbour between July 10-14.

The U14 Girls finished the week in 1st place for Group B winning all 4 group matches and finishing with a goal difference of +11.

The U15 Girls finished the week in 6th place with 3 wins, 1 draw, and 4 losses, finishing with a goal difference of +1.

From these Championships Capital Football had a total of 4 girls identified by FFA across both squads.

Girls National Training Centre Challenge

U17 Girls NTC

From the NTC Capital Football had 10 girls identified by FFA from their squad.

Boys National Youth Championships

Capital Football entered squads in both the U13 and U14 Age Groups for the 2017 National Youth Championships in Coffs harbour between September 25-29.

The U13 Boys finished the week in 6th place with 1 win and 4 losses in Group A.

The U14 Boys finished the week in 5th place with 2 wins, 1 draw, and 4 losses in Group A.

From these Championships Capital Football had a total of 9 players identified by FFA across both squads.

Boys National Training Centre Challenge

U15 Boys NTC

From the NTC Capital Football had 3 boys identified by FFA from their squad.

2017 ACT Futsal State Squads

National Futsal Championships

U12 Boys – Finish: 4th Pool B

U13 Boys – Finish: 4th – Lost Semi Final 0-9 to FNSW Thunder

U14 Boys – Finish: 2nd Pool A – Lost Semi Final 6-7 to FNSW Lightning

U15 Boys – Finish: Champions – Won Grand Final 3-1 against FNSW Lightning

U16 Boys – Finish: 4th – Lost Semi Final 2-3 to FNSW Lightning

U19 Boys – Finish: 5th

U13 Girls – Finish: 4th Pool A

U15 Girls – Finish: 4th – Lost Semi Final 0-6 to FNSW Country North

U17 Girls – Finish: 5th

U19 Girls – Finish: 3rd

Athletes with Disabilities

Finish: Runner Up – Lost Grand Final 3-4 to FNSW Thunder

We had teams in the 2018 National Futsal Championships in the U/12 Boys, U/13 Boys, U/14 Boys, U/15 Boys, U/16 Boys, U/19 Boys, U/13 Girls, U/15 Girls, U/17 Girls, U/19 Girls and Open Mixed AWD.

There were strong performances from U/13, U/14 & U/16 Boys & U/15 Girls as they all progressed from their groups to the semi-finals, but were beaten at that stage.

The U/15 Boys side pulled off an incredible performance, taking out their Grand Final over FNSW Lightning with goals from Zac Barbatano, Leon Michi and Nikola Jadric sealing a brilliant home court win.

Our Open Mixed AWD side came up against the highly fancied FNSW Thunder in their Grand Final, taking the lead on three separate occasions through Andrew Hoatson and Mark Olivier, before the Thunder struck late to win an enthralling decider.



FUTSAL

Futsal continued to show its popularity during 2017 with another rise in participation numbers across the summer and winter senior social competitions. The 2017 senior social winter season had its biggest increase in team numbers since 2013 after a campaign push on “Play Futsal” was released. The 2016/17 summer season for the junior social (North Canberra & South Canberra Futsal Clubs) and premier league (FJPL) competitions saw an 11% drop in participation numbers overall. The North Canberra Futsal club had another successful season with competitions and participation numbers reaching capacity for the second year in a row, boasting just over two thousand members. Both junior clubs had growth of junior girls playing futsal with one third of their participants being female.

The 2016 Futsal Senior (FPL) and Junior (FJPL) Premier Leagues ran from September through to December and had 13 and 12 teams respectively. In their inaugural

season, Belsoth FC took out the girls competition with the boys competition seeing the first female team participate with Boomerangs FS 15 Girls. The 2016 FPL had the reversal from the previous season with the Men's FPL increasing to 8 teams and the Women's FPL reduced to 5 teams. Both leagues remained strong with a tight race to the finals. The Canberra Olympic FC Superprawns reclaimed the Championship taking the Men's title for the 7th time in 13 seasons. The Women's Grand Final match had a dramatic end to the season resulting in a penalty shootout and the North Canberra Untouchables FC claiming their first Championship.

The Boomerangs club competed in the Football NSW Premier Leagues and after a successful 2016 season was promoted back to Premier 1. Out of the 9 teams competing in each age category from U12's to Open Male and Female, the Open Men were the sole team to make the Semi Finals unfortunately not progressing.



REFEREES

In 2017, Capital Football had 552 referees which was a 3% decrease in the number of match officials compared to the 8% increase in 2016. Despite the decrease in overall registrations, the number of game leaders continued to grow with an increase of 15%. Female match officials represent 20% of the total membership after female match official registrations declined by 13%.

RTC and RSAC

Clive Mackillop was appointed Chair of the Referees Technical Committee and continued its great work in creating coaching and development initiatives for new and returning match officials.

The Referees Standing Advisory Committee held a workshop in July to discuss current issues and key areas for improvement across all levels of officiating. More than seventy Capital Football match officials attended the workshop including CEO Phil Brown and several CF directors to identify key areas for improvement, not just for match officials but across the Capital Football community.

Game Leaders

To develop the increasing number of Game Leaders, the Referees' Technical Committee enlisted the services of experienced match official Pat Caggiano to be responsible for the coaching and development of new and returning game leaders. Pat's aim was to see as many of the new and returning Game Leaders as possible and provide them with coaching in the lead up to the Kanga Cup.

The number of Game Leaders accounted for 30% of the registered match officials for the 2017 Outdoor season. 23% of 2016 Game Leaders upgraded to a Level 4 Referee qualification in 2017 which shows that officiating as a Game Leader is the perfect introduction to develop the skills required before progressing to officiating Junior League matches.

Success Stories

After 10 years as a FIFA assistant referee, Allyson Flynn announced her retirement from refereeing following the 2016/17 A-League season, retiring as one of Australia's most highly respected match officials. Allyson was named AFC Women's Assistant Referee of the Year in 2013, officiated at two FIFA Women's World Cups and the 2016 Women's Olympic Games.

Capital Football sent its largest delegation of match officials to the 2017 National Futsal Championships led by Head of Delegation James Nikolaidis. All match officials were rewarded for all their hard work and strong performances during the tournament with all 17 match officials receiving grand final appointments.

James Nikolaidis was voted by his peers as the inaugural winner of the Futsal Referees' Referee of the Year award noting his endless commitment to the development of new and returning futsal match officials.

The Capital Football Referee Cadet and Academy program under the leadership of Owen Goldrick, Nia Southwell and Luke Withell continued to develop our young match officials as they progress along the elite pathway. The success of the program is evident as 2017 Academy Graduates Nathan Shakespear, Harrison Shield and Hamish Driver-Rae were selected to the 2017/18 Foxtel National Youth League panel.

Nia Southwell and Delfina Dimoski were re-selected to the 2017/18 W-League Assistant Referee panel after both making their debut in a Westfield W-League semi-final at the conclusion of the 2016/17 season.

After a successful 2016, Georgia Ghirardello was rewarded with a place on the 2017/18 W-League Assistant Referee panel while Richard Naumovski returned to active officiating as a Video Assistant Referee as part of the Video Assistant Referee trial in the 2017/18 Hyundai A-League.

Congratulations to everyone on a great year. Thank you to everyone that has assisted during the year and we look forward to your ongoing assistance in 2018.

CANBERRA UNITED ACADEMY

Within the Football Federation of Australia's National Player Pathway, the Canberra United Academy's purpose is to provide an environment where talented players from the ACT and surrounding regions can develop their skillsets in preparation for possible selection in the ACT Representative Squads that compete at the National Youth Championships (NYCs) and National Training Centre (NTC) Challenges each year. It is also set up as a pathway for possible selection into Canberra United W-League and National Youth League sides.

Canberra United Academy consisted of eight playing squads in which the members of these squads trained and played throughout the year under the Canberra United Academy banner. The squads training environments were designed and run in line with the principles of the Game Training development phase and these consisted of the female and male U13, U14, U15 and U17 playing squads.

Throughout the winter season the female playing squads competed in the restructured Capital Football Women's National Premier League (WNPL) competitions. The U13's competed in the WNPL15 competition, U14's competed in the WNPL17 competition, U15's competed in the WNPL Reserves competition and the U17's competed in the WNPL. The male playing squads competed in older age grade National Premier League competitions relative to their age with the U13's competing in the NPL14, U14's in the NPL16, U15's in the NPL18, and the U17's in the NPL20 competition. Through being exposed to and competing in competitions that were of a challenging nature relative to the players individual development, this resulted in the vast majority of players being selected to represent the ACT at the 2017 NYC's and NTC Challenge. The coaching staff within the playing squads consisted of B-Licence through and A-Licence accredited technical staff.

The CUA playing squads program ran from late January through to mid-December in 2016. Pre and post winter season, the CUA playing squads participated in friendly fixtures against local NPL, interstate NPL and A-League National Youth League and Academy opposition as well as some squads participating in the Bathurst and Belconnen Tournaments as well as the Kanga Cup. The U13, U14, U15 and U17 girls as well as the U13 and U14 boys trained a minimum of four contacts a week. The average number of sessions conducted throughout the year for these squads was 120+ contacts as well as a minimum of 40+ games. The U15 and U17 boys squads, as well as the U17 girls squad were full time, periodised training environments with up to 6 contacts each week for the duration of the 2017 program. The average number of sessions conducted within these squads was 170+ contacts as well as 50+ games. Strength and conditioning pre-hab and rehab sessions on match day were provided by the ACT Academy of Sport and these sessions were delivered to the U15, U17 boys as well as the U17 girl's teams.

Throughout 2017, the following CUA player represented the U20 Young Matildas:

[Karly Roestbakken](#)

In addition, the following players were selected for the U17 Junior Matildas:

[Karly Roestbakken](#)
[Laura Hughes](#)
[Olivia Riddell](#)
[Cecilija Matic](#)
[Sarah Morgan](#)

For the 2017/18 W-League season, the following players were selected as part of the Canberra United squad:

[Karly Roestbakken](#)
[Sarah Morgan](#)
[Aoife Colvill](#)

For the 2017/18 National Youth League, the following players were a part of the inaugural Canberra United squad:

[Mikey Katsoulis](#)
[Mate Barisic](#)
[Lachlan Griffiths](#)

Finally, in 2017 across the boys and girls National Youth Championships and National Training Centre Challenges, of the 26 players that were nationally identified from the ACT Representative teams, 23 of them were a part of Canberra United Academy.

The Canberra United Academy couldn't exist without the ceaseless commitment of the CUA players, parents and coaching staff week in week out. Capital Football would like to thank everyone involved for their part in making the 2017 Canberra United Academy program a success.

“... in 2017 across the boys and girls National Youth Championships and National Training Centre Challenges, of the 26 players that were nationally identified from the ACT Representative teams, 23 of them were a part of Canberra United Academy.”



SKILL ACQUISITION PROGRAM

The Canberra United Academy (CUA) was introduced at the beginning of 2016 and is a natural progression and continuation from its predecessor the Capital Football High Performance Program. Within the Football Federation of Australia's National Player Pathway, the Canberra United Academy's purpose is to provide an environment where talented players from the ACT and surrounding regions can develop their skillsets in preparation for possible selection in the ACT Representative Squads that compete at the National Youth Championships (NYCs) and National Training Centre (NTC) Challenges each year.

In 2017 the player numbers in the academy increased to 134 over all the age groups compared to the 96 players in 2016. The Academy consisted of a skill acquisition program which encompassed both boys and girls age groups U/9, U/10, U/11 and U/12's. These eight age groups consisted of a part time training environment which is designed to supplement each players own club training and games, by providing additional football training contacts per week. The program was conducted by eleven coaches whose qualifications consisted of a minimum of a C-Licence for Head Coaches, with the assistants consisting of scholarship coaches with qualifications ranging from community coaching accreditations to C-Licences pending assessment. The Head of Skill Acquisition was Phil Booth, who is A-Licence pending assessment qualified and who for the past 20 years has specialised in the skill acquisition phase of development.

The SAP program ran from February through to early December. In addition to each age groups part-time training environment, the CUA SAP teams competed in a number of tournaments and gala days throughout the year. These included the Woden Valley Lightning Tournament, the Kanga Cup.

“In 2017 the player numbers in the academy increased to 134 over all the age groups compared to the 96 players in 2016. The Academy consisted of a skill acquisition program which encompassed both boys and girls age groups U/9, U/10, U/11 and U/12's.”

COACH DEVELOPMENT

ACROSS 2017, THE CAPITAL FOOTBALL PERFORMANCE DEPARTMENT CONTINUED THEIR WORK DELIVERING ON THE KEY ASPECTS OF THE FFA NATIONAL GAME DEVELOPMENT STRATEGY AND THE 2016-2019 CAPITAL FOOTBALL STRATEGIC PLAN THROUGH THE EDUCATION AND DEVELOPMENT OF NEW AND CURRENT COACHES.

Community Coaching Courses

The Community Coaching Course portfolio provides a coaching progression from the ALDI MiniRoos Certificate, through to the Skill Training Certificate and Game Training Certificate.

There were a total of 39 community courses conducted in and around the ACT during the course of the 2017. The [coaching course calendar](#) which lists all course dates and venues can be found on the Capital Football website under [Coaching](#).

Capital Football would like to thank the following FFA Accredited Coaching Presenters for presenting or assisting in the presenting of the community course portfolio in 2016/17: Steve Ujdur, Tim Davies, Richard Jalland and Matthew Byrne.

Certificate Courses

The [ALDI MiniRoos Certificate](#) is for Coaches working with Players 5-9yrs of age and in the Discovery Phase of the National Coaching Curriculum (NCC) which focuses on developing Coaches skills where they can create a fun 'football' environment for young Players and experiencing MiniRoos. A total of 243 Coaches attended the Grassroots courses and gained their Grassroots Certificate.

The [Skill Training Certificate \(STC\)](#) is for Coaches working with Players in the 9-13yrs range and in the Skill Training Phase of the NCC. The Coaches focus is on the delivery of the '4 core skills' which are key in developing a players footballing ability i.e. passing/striking, 1st touch, running with the ball and 1 v 1's in a series of structured themed sessions. It has been very enjoyable to see such engagement from some of our proactive clubs such as Gungahlin United, Monaro Football Club, Belnorth Football Club and Canberra FC Juniors. All of the clubs mentioned hosted coaching courses which then showed strong evidence of each Club's commitment in supporting and developing their own Coaching Staff. In total 88 Coaches attended and received their Skill Training Certificate throughout the course of the 2017 calendar year.

The [Game Training Certificate \(GTC\)](#) is for Coaches working with Players 13-17yrs and who are now in the Game Training Phase of the NCC. Coaches are now tasked with developing the Player's tactical awareness as well as their perception and decision making within the team using a game related approach. Due to lower than expected numbers, Capital Football combined the Game Training and Senior courses to facilitate the coach's learning. A huge thankyou to Lanyon FC and Belnorth FC for hosting the courses. A total of 33 Coaches attended a GTC which was presented by Steve Ujdur, Gavin Larson and Phil Booth.

“The coaches who complete Advanced Pathway courses form the ‘pool’ from which coaches are considered for full and part-time professional football coaching employment.”

The [Futsal Certificate](#) covers the fundamentals of Futsal including passing / controlling and trapping / 1 v 1 attacking skills / attacking formations / defending formations. The course is non-assessed and all practical, which allows the candidate to get involved in the training sessions if they wish to. Thirty coaches were awarded a Futsal Certificate following a course at Stromlo High School.

ACT Advanced Coach Education

The FFA Advanced Coach Education pathway is specifically designed for coaches who work with performance players: the courses are longer, more intensive and progressively develop all the elements of the Coaching Expertise Model. The coaches who complete Advanced Pathway courses form the ‘pool’ from which coaches is considered for full and part-time professional football coaching employment.

The philosophy of the courses provides coaches with a structured and progressive education program. The task-centred learning environment enables candidates to ‘learn through doing’, which ensures the course content does not remain a ‘classroom exercise’ but can immediately be adopted and applied into the football environment.



FINANCIAL STATEMENTS

January to December 2017

Capital Football ended the 2017 financial year in a strong financial position with an operating surplus of \$300K and cash in the bank of \$2.164M.

Our strong financial position at the start of the year meant that there was no need to increase registration fees for the 2017 Winter competitions, which is the key source of revenue for the organisation.

The higher than expected surplus was boosted by an increase in revenue of over \$210k from Grants

received. Savings to budget were attributed to staff expenses not being incurred due to unplanned vacancies during the year. Other large variances include the full depreciation of Hawker Football Centre surface by the middle of 2017 and operational savings within Kanga Cup.

Capital Football would again like to acknowledge the tremendous support and contribution of Sam Ceravolo and Ben Mair as members of the Finance, Audit and Risk Management (FARM Committee).

Capital Football Program Outcomes January to December 2017

Program	2017 Budget	2017 Actual	Variance
Governance			
Administration	-\$410,029	-\$478,082	-\$68,053
Commercial			
Hawker Football Centre	-\$78,785	-\$34,007	\$44,778
Facilities	\$33,905	\$23,368	-\$10,537
Digital Engagement	-\$207,527	-\$210,360	-\$2,833
Corporate	-\$48,846	-\$40,125	\$8,721
Performance			
ACT Teams	-\$3,950	-\$6,962	-\$3,012
ACT Teams - Futsal	-\$4,417	\$2,538	\$6,955
Canberra United Academy	\$7,532	\$27,843	\$20,311
Player Programs	\$81,960	\$34,927	-\$47,033
Coach Programs	-\$114,362	-\$119,659	-\$5,297
Participation			
NPL - Men	\$1,637	\$43,018	\$41,381
NPL - Women	\$7,602	\$30,145	\$22,543
Community League	\$393,959	\$399,000	\$5,041
Junior League	\$454,677	\$467,350	\$12,673
Futsal & Summer Leagues	\$175,444	\$172,982	-\$2,462
Referees	-\$121,606	-\$79,261	\$42,345
Inclusion Programs	-\$30,283	\$27,844	\$58,127
Schools Programs	-\$43,894	-\$18,389	\$25,505
Kanga Cup			
Kanga Cup	\$73,070	\$168,456	\$95,386
Canberra United			
W-League Season 9	\$13,623	\$12,503	-\$1,120
W-League Season 10	-\$32,592	-\$112,582	-\$79,990
National Youth League	\$0	-\$10,825	-\$10,825
Total	\$147,118	\$299,722	\$152,604

DIRECTORS REPORT

Your Board of Directors present this report on the ACT Football Federation Limited (the Federation) for the financial year ended 31 December 2017.

Directors

The names of each person who has been a director during the year and to the date of this report are:

Mark O’Neill - Chair
Richard Naumovski - Deputy Chair
Kathryn Duff
Fran Sankey
Mike Shanahan
Peter Maybury
Angelo Konstantinou
Garth Morrison.

Directors have been in office since the start of the financial year to the date of this report unless otherwise stated.

Principal Activities

The principal activities of the Federation during the financial year included administering and developing the code of football.

Operating Results

The surplus of the Federation for the year amounted to \$299,722 (2016 surplus: \$218,736).

Review of Operations

A review of operations of the Federation during the financial year indicated that there have been no significant changes to operations of the entity during the financial year.

Significant Changes in State of Affairs

No significant changes in the Federation’s state of affairs during the financial year.

DIRECTORS REPORT

After Balance Date Events

No matters or circumstances have arisen since the end of the financial year which significantly affected or may significantly affect the operations of the Federation, the results of those operations, or the state of affairs of the Federation in future financial years.

Future Developments

The Federation expects to maintain the present status and level of operations and hence there are no likely future developments in the entity’s operations.

Information on Directors

Mark O’Neill	Board Member (2013-2018) and Chair
Richard Naumovski Qualifications: Experience:	Board Member (2015-2018) and Deputy Chair Associate Diploma Accounting FFA Referee (1999-currrent); Capital Football Referee Standing and Advisory Committee Chair (2012-2015); Capital Football Referee Administrator 2010; Coach Gungahlin United (2017-Current)
Kathryn Duff Qualifications: Experience:	Board Member (2016-2018) MAICD, New Leaders, Melbourne Business School (2016), Sports Management (Communications), University of Canberra (2005) Capital Football Member – North Region Representative (2013-2015)
Fran Sankey Qualifications: Experience:	Board Member (2013-2018) Executive Master of Public Administration; Diploma of Project Management Chair of the Finance, Audit and Risk Management Committee; 2013-2017, Deputy Chair of the Board of Capital Football Life Member, Weston Creek Soccer Club; 2009 2003 Weston Creek Women's Soccer Club Person of the Year; 2008 to 2013: Women’s Chair, Weston Creek Soccer Club; 2008 to 2013: Chair, Women’s Standing Advisory Committee, Capital Football; 2008: Nominee 2008 Australia Day Awards in the ‘Inspirational Role Model as a Centrelink Employee’ category; 2004 to 2006: Board Member, Women’s Soccer Canberra Board; 2002 to 2003: Sports Convenor, Soccer, 9th Australian Masters Games
Mike Shanahan	Board Member (2016-2018)

DIRECTORS REPORT

Peter Maybury

Qualifications:
Experience:

Board Member 2016-2018

Bachelor of Commerce Majoring in Accounting, FCPA
Chief Finance Officer with the ACCC
Previously served on Capital Football board for 10 years
Board member of various public school boards for 5 years

Angelo Konstantinou

Experience:

Board Member 2016-2018

Self Employed Company Director (20 years)
Chief Technology Officer (Viva Leisure / Club Lime Group)
Hellenic Club Board Member since October 2017
Canberra Olympic Committee for 10 Years
Board member of ACT Futsal Incorporated

Garth Morrison

Qualifications:
Experience:

Board Member (2016-2018)

Graduate Australian Institute of Company Directors (GAICD);
Fellow Australian Institute of Management (FAIM)
Councillor Palerang Shire 2012 to 2016,
Managing Director GrayMorr Consulting (Since January 2008)

Meetings of Directors

During the financial year, eight meetings of directors were held. Attendance by each director was as follows:

Directors’ Meetings		
	Number of face to face meetings eligible to attend	Number of face to face meetings attended
Directors –		
Mark O’Neill	8	8
Richard Naumovski	8	6
Kathryn Duff	7	5
Fran Sankey	7	7
Mike Shanahan	8	8
Peter Maybury	8	7
Angelo Konstantinou	8	8
Garth Morrison	8	5

Indemnifying Officers or Auditor

No indemnities have been given or insurance premiums paid, during or since the end of the financial year, for any person who is or has been an officer or auditor of the Federation.

DIRECTORS REPORT

Proceedings on Behalf of the Federation

No person has applied for leave of a Court to bring proceedings on behalf of the Federation or intervene in any proceedings to which the Federation is a party for the purpose of taking responsibility on behalf of the Federation for all or any of those proceedings.

The Federation was not a party to any such proceedings during the year.

Auditor’s Independence Declaration

The lead auditor’s independence declaration for the year ended 31 December 2017 has been received and can be found on page 7 of the Financial Report.

Signed in accordance with a resolution of the Board of Directors:

Director

Director

Dated this 19th day of March 2018.

DIRECTORS DECLARATION

The directors of the Federation declare that:

- 1. The financial statements and notes, as set out on pages 8 to 24 are in accordance with the *Corporations Act 2001* and:
 - (a) comply with Australian Accounting Standards; and
 - (b) give a true and fair view of the financial position as at 31 December 2017 and of the performance for the year ended on that date of the Federation;
- 2. In the directors’ opinion there are reasonable grounds to believe that the Federation will be able to pay its debts as and when they become due and payable.

This declaration is made in accordance with a resolution of the Board of Directors as required by s295 of the *Corporations Act 2001*.

Director
Director

Dated this 19th day of March 2018.



AccountAbility (ACT) Pty Ltd
ACN: 088 095 354

3/20 Challis Street, Dickson ACT 2602
PO Box 776, Mitchell ACT 2911

Telephone: 02 6262 4309

Email: admin@accountabilitywft.com.au
www.accountabilitywft.com.au

Liability limited by a scheme approved under
Professional Standards Legislation

AUDITORS’ INDEPENDENCE DECLARATION UNDER SECTION 307C OF THE
CORPORATIONS ACT 2001 TO THE DIRECTORS OF ACT FOOTBALL FEDERATION
LIMITED

I declare that, to the best of my knowledge and belief, during the year ended 31
December 2017 there have been:

- (a) no contraventions of the auditors’ independence requirements as set out in the *Corporations Act 2001* in relation to the audit, and
- (b) no contraventions of any applicable code of professional conduct in relation to the audit.

AccountAbility

A handwritten signature in black ink, appearing to read "Anthony Wilson".

Anthony Wilson
Registered Company Auditor
Canberra, ACT
19 March 2018

STATEMENT OF COMPREHENSIVE INCOME
FOR THE YEAR ENDED
31 DECEMBER 2017

	NOTE	2017 \$	2016 \$
Revenue			
Registration		3,213,563	3,143,050
Grants		899,498	684,880
Operations		295,907	262,007
Corporate		<u>570,340</u>	<u>406,325</u>
Total revenue		4,979,308	4,496,262
Expenses			
Registration	2	509,437	723,799
Operations	3	1,010,235	846,241
Corporate	4	409,474	248,202
Accounts, finance & legal	5	72,426	65,243
Administration	6	192,905	244,737
Depreciation		83,714	141,433
Logistics	7	335,155	204,013
Staff & contractors	8	2,063,689	1,803,790
Miscellaneous		<u>2,551</u>	<u>68</u>
Total expenses		<u>4,679,586</u>	<u>4,277,526</u>
Surplus for the year		299,722	218,736
Other comprehensive income		-	-
Total comprehensive surplus for the year		<u><u>299,722</u></u>	<u><u>218,736</u></u>

The accompanying notes form part of these financial statements

STATEMENT OF FINANCIAL POSITION
AS AT 31 DECEMBER 2017

	NOTE	2017 \$	2016 \$
ASSETS			
CURRENT ASSETS			
Cash and cash equivalents	9	2,164,527	1,785,116
Trade and other receivables	10	823,563	507,681
Inventories		41,479	62,302
Other current assets	11	<u>67,502</u>	<u>204,501</u>
TOTAL CURRENT ASSETS		3,097,071	2,559,600
NON-CURRENT ASSETS			
Property, plant and equipment	12	1,382,322	1,412,126
Intangibles	13	<u>1,328</u>	<u>5,802</u>
TOTAL NON-CURRENT ASSETS		1,383,650	1,417,928
TOTAL ASSETS		<u><u>4,480,721</u></u>	<u><u>3,977,528</u></u>
LIABILITIES			
CURRENT LIABILITIES			
Trade and other payables	14	432,880	195,973
Other liabilities – unearned income		457,773	509,468
Provision for employee benefits	15	<u>92,512</u>	<u>53,509</u>
TOTAL CURRENT LIABILITIES		983,165	758,950
NON-CURRENT LIABILITIES			
Provision for employee benefits	15	<u>50,313</u>	<u>71,057</u>
TOTAL NON-CURRENT LIABILITIES		50,313	71,057
TOTAL LIABILITIES		<u><u>1,033,478</u></u>	<u><u>830,007</u></u>
NET ASSETS		<u><u>3,447,243</u></u>	<u><u>3,147,521</u></u>
EQUITY			
Retained earnings		3,348,244	3,048,522
Asset revaluation reserve		98,999	98,999
TOTAL EQUITY		<u><u>3,447,243</u></u>	<u><u>3,147,521</u></u>

The accompanying notes form part of these financial statements

STATEMENT OF CHANGES IN EQUITY
FOR THE YEAR ENDED 31 DECEMBER 2017

	Retained Earnings	Asset Revaluation Reserve	Total
	\$	\$	\$
Balance at 1 January 2016	2,829,786	98,999	2,928,785
Total comprehensive surplus for the period	218,736	-	218,736
Balance at 31 December 2016	3,048,522	98,999	3,147,521
Total comprehensive surplus for the period	299,722	-	299,722
Balance at 31 December 2017	<u>3,348,244</u>	<u>98,999</u>	<u>3,447,243</u>

STATEMENT OF CASH FLOWS
FOR THE YEAR ENDED 31 DECEMBER 2017

	NOTE	2017 \$	2016 \$
CASH FLOW FROM OPERATING ACTIVITIES			
Receipts in the course of operations		4,351,715	4,338,295
Payments to suppliers and employees		(4,792,206)	(4,440,787)
Interest received		21,534	26,299
Other income		939,371	318,295
		<u> </u>	<u> </u>
Net cash generated by/(used in) operating activities	12	520,414	242,102
CASH FLOW FROM INVESTING ACTIVITIES			
Purchase of property, plant and equipment		(141,003)	(16,027)
		<u> </u>	<u> </u>
Net cash generated by/(used in) investing activities		(141,003)	(16,027)
		<u> </u>	<u> </u>
Net increase/(decrease) in cash held		379,411	226,075
Cash at beginning of the financial year		1,785,116	1,559,041
Cash at end of the financial year	9	<u>2,164,527</u>	<u>1,785,116</u>

The accompanying notes form part of these financial statements

The accompanying notes form part of these financial statements

NOTES TO THE FINANCIAL STATEMENTS
FOR THE YEAR ENDED 31 DECEMBER 2017

NOTE 1. STATEMENT OF SIGNIFICANT ACCOUNTING POLICIES

The financial report is for ACT Football Federation Limited as an individual entity, incorporated and domiciled in the Australian Capital Territory. The Federation is a company limited by guarantee.

Basis of Preparation

The financial report is a general purpose financial report that has been prepared in accordance with Australian Accounting Standards-Reduced Disclosure Requirements, Australian Accounting Interpretations, other authoritative pronouncements of the Australian Accounting Standards Board and the *Corporations Act 2001*.

Australian Accounting Standards-Reduced Disclosure Requirements set out accounting policies that the AASB has concluded would result in a financial report containing relevant and reliable information about transactions, events and conditions to which they apply. Compliance with Australian Accounting Standards-Reduced Disclosure Requirements ensures that the financial statements and notes also comply with International Financial Reporting Standards. Material accounting policies adopted in the preparation of this financial report are presented below. They have been consistently applied unless otherwise stated.

The financial report has been prepared on an accruals basis and is based on historical costs, modified, where applicable, by the measurement at fair value of selected non-current assets, financial assets and financial liabilities.

Accounting Policies

(a) Revenue

Revenue from the sale of goods is recognised upon the delivery of goods to customers. Donations and bequests are recognised as revenue when received. Interest revenue is recognised using the effective interest rate method, which for floating rate financial assets is the rate inherent in the instrument. Grant revenue is recognised over the period necessary to match the grant to the costs incurred in undertaking the funded activity. Grant funding received by the Federation for the acquisition of capital items is offset against the capitalised amounts in accordance with *AASB 120: Accounting for Government Grants and Disclosure of Government Assistance*.

Revenue from the rendering of a service is recognised upon the delivery of the service to the customers.

(b) Taxation

No provision for income tax has been raised as the Federation is exempt from income tax under Section 50.45 of the *Income Tax Assessment Act 1997*.

Revenues, expenses and assets are recognised net of the amount of GST, except where the amount of GST incurred is not recoverable from the Australian Taxation Office. In these circumstances the GST is recognised as part of the cost of acquisition of the asset or as part of an item of expense.

NOTES TO THE FINANCIAL STATEMENTS
FOR THE YEAR ENDED 31 DECEMBER 2017

NOTE 1. STATEMENT OF SIGNIFICANT ACCOUNTING POLICIES (Continued)

Receivables and payables in the Statement of financial position are shown inclusive of GST.

Cash flows are presented in the Statement of cash flows on a gross basis, except for the GST component of investing and financing activities, which are disclosed as operating cash flows.

(c) Cash and Cash Equivalents

Cash and cash equivalents include cash on hand, deposits held at-call with banks, other short-term highly liquid investments with original maturities of three months or less, and bank overdrafts.

(d) Inventories

Inventories consist of football equipment and promotional materials which are measured at the lower of cost and net realisable value.

(e) Property, Plant and Equipment

Each class of plant and equipment is carried at cost or fair values as indicated, less, where applicable, any accumulated depreciation and impairment losses.

Plant and Equipment

Plant and equipment are measured on the cost basis less depreciation and impairment losses.

The carrying amount of plant and equipment is reviewed annually by the directors to ensure it is not in excess of the recoverable amount from these assets. The recoverable amount is assessed on the basis of the expected net cash flows that will be received from the assets employment and subsequent disposal. The expected net cash flows have been discounted to present values in determining recoverable amounts.

Plant and equipment that have been contributed at no cost, or for nominal cost are valued at the fair value of the asset at the date it is acquired.

Depreciation

The depreciable amount of all fixed assets including buildings and capitalised lease assets is depreciated on a declining-balance method basis over the asset's useful life to the entity commencing from the time the asset is held ready for use. Leasehold improvements are depreciated over the shorter of either the unexpired period of the lease or the estimated useful lives of the improvements.

NOTES TO THE FINANCIAL STATEMENTS
FOR THE YEAR ENDED 31 DECEMBER 2017

NOTE 1. STATEMENT OF SIGNIFICANT ACCOUNTING POLICIES (Continued)

The depreciation rates used for each class of depreciable assets are:

Class of Fixed Asset	Depreciation Rate
Buildings	1.0%
Hawker Oval Redevelopment	2.5 – 14.3%
Equipment and fittings	20.0% - 33.0%
Motor vehicle	20%.

The assets’ residual values and useful lives are reviewed, and adjusted if appropriate, at each reporting date.

Asset classes carrying amount is written down immediately to its recoverable amount if the asset’s carrying amount is greater than its estimated recoverable amount.

(f) Impairment of Assets

At each reporting date, the Federation reviews the carrying values of its tangible assets to determine whether there is any indication that those assets have been impaired. If such an indication exists, the recoverable amount of the asset, being the higher of the asset’s fair value less costs to sell and value in use, is compared to the asset’s carrying value. Any excess of the asset’s carrying value over its recoverable amount is expensed to the Income Statement.

Where future economic benefits of the asset are not primarily dependent upon the asset’s ability to generate net cash inflows and when the entity would, if deprived of the asset, replace its remaining future economic benefits, value in use is depreciated replacement cost of an asset.

Where it is not possible to estimate the recoverable amount of an asset class, the Federation estimates the recoverable amount of the cash-generating unit to which the class of asset belongs.

(g) Employee Benefits

Provision is made for the Federation’s liability for employee benefits arising from services rendered by employees to the reporting date. Employee benefits expected to be settled within one year together with benefits arising from wages, salaries and annual leave which may be settled after one year, have been measured at the amounts expected to be paid when the liability is settled. Other employee benefits payable later than one year have been measured at the net present value.

Contributions are made by the Federation to an employee’s superannuation fund and are charged as expenses when incurred.

NOTES TO THE FINANCIAL STATEMENTS
FOR THE YEAR ENDED 31 DECEMBER 2017

NOTE 1. STATEMENT OF SIGNIFICANT ACCOUNTING POLICIES (Continued)

(h) Provisions

Provisions are recognised when the Federation has a legal or constructive obligation, as a result of past events, for which it is probable that an outflow of economic benefits will result and that outflow can be reliably measured.

Provisions recognised represent the best estimate of the amounts required to settle the obligation at the end of the reporting period.

Gains and losses on disposals are determined by comparing proceeds with the carrying amount. These gains or losses are included in the income statement. When revalued assets are sold, amounts included in the revaluation reserve relating to that asset are transferred to retained earnings.

(i) Leases

Leases of fixed assets, where substantially all the risks and benefits incidental to the ownership of the asset, but not the legal ownership, are transferred to the entity are classified as finance leases.

Finance leases are capitalised, recording an asset and a liability equal to the present value of the minimum lease payments, including any guaranteed residual values.

Leased assets are depreciated on a diminishing-balance basis over their estimated useful lives where it is likely that the entity will obtain ownership of the asset. Lease payments are allocated between the reduction of the lease liability and the lease interest expense for the period.

(j) Financial Instruments

Financial assets and financial liabilities are recognised when the entity becomes a party to the contractual provisions to the instrument. For financial assets, this is equivalent to the date that the Federation commits itself to either purchase or sell the asset (ie trade date accounting is adopted).

Financial instruments are initially measured at fair value plus transactions costs except where the instrument is classified ‘at fair value through profit or loss’ in which case transaction costs are expensed to profit or loss immediately.

Classification and subsequent measurement

Finance instruments are subsequently measured at either fair value, amortised cost using the effective interest rate method or cost. *Fair value* represents the amount for which an asset could be exchanged or a liability settled, between knowledgeable, willing parties. Where available, quoted prices in an active market are used to determine fair value. In other circumstances, valuation techniques are adopted.

**NOTES TO THE FINANCIAL STATEMENTS
FOR THE YEAR ENDED 31 DECEMBER 2017**

NOTE 1. STATEMENT OF SIGNIFICANT ACCOUNTING POLICIES (Continued)

Amortised cost is calculated as:

- i. the amount at which the financial asset or financial liability is measured at initial recognition;
- ii. less principal repayments;
- iii. plus or minus the cumulative amortisation of the difference, if any, between the amount initially recognised and the maturity amount calculated using the *effective interest method*; and
- iv. less any reduction for impairment.

The *effective interest method* is used to allocate interest income or interest expense over the relevant period and is equivalent to the rate that exactly discounts estimated future cash payments or receipts (including fees, transaction costs and other premiums or discounts) through the expected life (or when this cannot be reliably predicted, the contractual term) of the financial instrument to the net carrying amount of the financial asset or financial liability. Revisions to expected future net cash flows will necessitate an adjustment to the carrying value with a consequential recognition of an income or expense in profit or loss.

(i) Financial assets at fair value through profit or loss

Financial assets are classified at 'fair value through profit or loss' when they are held for trading for the purpose of short-term profit taking, or where they are derivatives not held for hedging purposes, or when they are designated as such to avoid an accounting mismatch or to enable performance evaluation where a group of financial assets is managed by key management personnel on a fair value basis in accordance with a documented risk management or investment strategy. Such assets are subsequently measured at fair value with changes in carrying value being included in profit or loss.

(ii) Loans and receivables

Loans and receivables are non-derivative financial assets with fixed or determinable payments that are not quoted in an active market and are subsequently measured at amortised cost.

(iii) Held-to-maturity investments

Held-to-maturity investments are non-derivative financial assets that have fixed maturities and fixed or determinable payments, and it is the entity's intention to hold these investments to maturity.

(iv) Available-for-sale financial assets

Available-for-sale financial assets are non-derivative financial assets that are either not capable of being classified into other categories of financial assets due to their nature, or they are designated as such by management. They comprise investments in the equity of other entities where there is neither a fixed maturity nor fixed or determinable payments.

**NOTES TO THE FINANCIAL STATEMENTS
FOR THE YEAR ENDED 31 DECEMBER 2017**

NOTE 1. STATEMENT OF SIGNIFICANT ACCOUNTING POLICIES (Continued)

(v) Financial liabilities

Non-derivative financial liabilities (excluding financial guarantees) are subsequently measured at amortised cost.

Derecognition

Financial assets are derecognised where the contractual rights to receipt of cash flows expires or the asset is transferred to another party whereby the entity no longer has any significant continuing involvement in the risks and benefits associated with the asset. Financial liabilities are derecognised where the related obligations are either discharged, cancelled or expired. The difference between the carrying value of the financial liability, which is extinguished or transferred to another party and the fair value of consideration paid, including the transfer of noncash assets or liabilities assumed, is recognised in profit or loss.

(i) Comparative Figures

When required by Accounting Standards, comparative figures have been adjusted to conform with changes in presentation for the current financial year.

(j) Critical accounting estimates and judgements

The directors evaluate estimates and judgements incorporated in to the financial report based on historical knowledge and best available current information. Estimates assume a reasonable expectation of future events and are based on current trends and economic data, obtained both externally and within the company.

Key estimates – Impairment

The Federation assesses impairment at each reporting date by evaluating conditions specific to the Federation that may lead to impairment of assets. Where an impairment trigger exists, the recoverable amount of the asset is determined. Fair value less costs to sell or current replacement cost calculations performed in assessing recoverable amounts incorporate a number of key estimates.

**NOTES TO THE FINANCIAL STATEMENTS
FOR THE YEAR ENDED 31 DECEMBER 2017**

**NOTES TO THE FINANCIAL STATEMENTS
FOR THE YEAR ENDED 31 DECEMBER 2017**

	NOTE	2017 \$	2016 \$
NOTE 2. REGISTRATION EXPENSES			
National registration fee		238,058	262,523
Insurances		143,290	171,327
Tournaments		76,552	222,035
Other registration expenses		51,537	67,914
Total		<u>509,437</u>	<u>723,799</u>
NOTE 3. OPERATIONS EXPENSES			
Referee match fees		329,150	290,680
Equipment		50,944	74,307
Medical		105,848	83,244
Ground hire		387,994	301,095
Other operations expenses		136,299	96,915
Total		<u>1,010,235</u>	<u>846,241</u>
NOTE 4. CORPORATE EXPENSES			
Memberships & merchandise		101,811	25,243
Marketing & corporate communications		55,475	14,197
Events		50,446	50,775
Uniforms		179,346	125,692
Other corporate expenses		22,396	32,295
Total		<u>409,474</u>	<u>248,202</u>
NOTE 5. ACCOUNTS, FINANCE & LEGAL EXPENSES			
Accounting & audit		20,520	25,040
Bad & doubtful debts		36,973	18,995
Legal		6,730	15,191
Other expenses		8,203	6,017
Total		<u>72,426</u>	<u>65,243</u>

	NOTE	2017 \$	2016 \$
NOTE 6. ADMINISTRATION EXPENSES			
IT & communications		65,592	58,760
Property & occupation		55,370	62,590
Printing & stationery		37,496	42,998
Repairs & maintenance		11,905	7,729
Insurance		11,310	-
Other administration expenses		11,229	72,660
Total		<u>192,905</u>	<u>244,737</u>
NOTE 7. LOGISTICS EXPENSES			
Accommodation & travel		262,330	126,140
Other logistics expenses		72,825	77,873
Total		<u>335,155</u>	<u>204,013</u>
NOTE 8. STAFF & CONTRACTOR EXPENSES			
Wages		1,208,759	1,171,693
Superannuation		128,357	109,443
Other employee costs		26,930	107,879
Contractors		509,005	347,420
Workforce		190,638	67,355
Total		<u>2,063,689</u>	<u>1,803,790</u>
NOTE 9. CASH AND CASH EQUIVALENTS			
Cash at bank		663,127	1,052,236
Term deposits		1,500,000	732,880
Cash on hand		1,400	-
		<u>2,164,527</u>	<u>1,785,116</u>
NOTE 10. TRADE AND OTHER RECEIVABLES			
Trade receivables		925,327	579,904
Less: Provision for doubtful debts		(101,764)	(72,223)
		<u>823,563</u>	<u>507,681</u>

**NOTES TO THE FINANCIAL STATEMENTS
FOR THE YEAR ENDED 31 DECEMBER 2017**

	2017	2016
	\$	\$
NOTE 11. OTHER CURRENT ASSETS		
Prepayments	59,544	41,737
Accrued income	7,958	4,120
Amounts receivable from the ATO	-	158,644
	<u>67,502</u>	<u>204,501</u>
NOTE 12. PROPERTY PLANT AND EQUIPMENT		
PROPERTY		
Property – at valuation	300,000	300,000
Less accumulated depreciation	<u>(18,500)</u>	<u>(15,500)</u>
Total Property	281,500	284,500
HAWKER OVAL REDEVELOPMENT		
Hawker Oval Redevelopment - cost	1,941,263	1,941,263
Less accumulated depreciation	<u>(913,482)</u>	<u>(872,565)</u>
Total Hawker Oval	1,027,781	1,068,698
PLANT AND EQUIPMENT		
Plant and Equipment – at cost	155,845	127,438
Less accumulated depreciation	<u>(112,427)</u>	<u>(93,751)</u>
Total Plant and Equipment	43,418	33,687
OFFICE EQUIPMENT		
Office equipment – at cost	110,672	89,643
Less accumulated depreciation	<u>(87,190)</u>	<u>(76,670)</u>
Total Office equipment	23,482	12,973
MOTOR VEHICLES		
Motor vehicles – at cost	40,628	40,628
Less accumulated depreciation	<u>(34,487)</u>	<u>(28,360)</u>
Total Motor vehicles	6,141	12,268
TOTAL PROPERTY, PLANT & EQUIPMENT	<u>1,382,322</u>	<u>1,412,126</u>

The independent valuation of the unit at Football House was undertaken by CBRE Australia as at 12 September 2012. The directors have determined the amount represents a fair value for the unit at the reporting date.

A valuation for the unit will be undertaken during the 2018 year in accordance with the Federation's revaluation schedule.

**NOTES TO THE FINANCIAL STATEMENTS
FOR THE YEAR ENDED 31 DECEMBER 2017**

	2017	2016
	\$	\$
NOTE 13. INTANGIBLES		
Software	21,690	21,690
Less accumulated amortisation	<u>(20,362)</u>	<u>(15,888)</u>
	<u>1,328</u>	<u>5,802</u>
NOTE 14. TRADE AND OTHER PAYABLES		
Trade creditors	336,164	95,874
Accrued expenses	32,063	33,663
Employee related payables	35,784	64,007
Borrowings	1,634	-
Amounts payable to the ATO	<u>27,235</u>	<u>2,429</u>
	<u>432,880</u>	<u>195,973</u>
NOTE 15. PROVISIONS FOR EMPLOYEE BENEFITS		
Analysis of total provision	Annual	Long
	Leave	Service
		Leave
Provisions		
Opening balance as at 1/1/2017	53,509	71,057
Net movement in balance	39,003	(20,744)
Balance as at 31/12/2017	<u>92,512</u>	<u>50,313</u>
Current	92,512	-
Non-Current	-	50,313
	<u>92,512</u>	<u>50,313</u>

A provision has been recognised for employee benefits relating to long service for employees. In calculating the present value of future cash flows in respect of long service leave, the probability of long service leave being taken is based on historical data. The measurement and recognition criteria for employee benefits have been included in **Note 1 Statement of Significant Accounting Policies**.

NOTES TO THE FINANCIAL STATEMENTS
FOR THE YEAR ENDED 31 DECEMBER 2017

		2017 \$	2016 \$
NOTE 16. CASH FLOW RECONCILIATION			
<i>Cash as per:</i>			
Statement of financial position	5	2,164,527	1,785,116
Statement of cash flows		<u>2,164,527</u>	<u>1,785,116</u>
<i>Reconciliation of surplus for the year to net cash provided by / (used in) operating activities</i>			
Surplus for the year		<u>299,722</u>	<u>218,736</u>
<i>Adjustments for non-cash items</i>			
Depreciation		83,714	141,433
Cash for capital grants		91,568	-
<i>Movements in assets and liabilities</i>			
Decrease/(increase) in receivables		(315,881)	(260,370)
Decrease/(increase) in inventories		20,822	(21,619)
Decrease/(increase) in other assets		136,999	(95,584)
Increase/(decrease) in creditors and borrowings		236,907	15,769
Increase/(decrease) in income in advance		(51,695)	286,255
Increase/(decrease) in employee provisions		18,258	(42,518)
		<u>520,414</u>	<u>242,102</u>

An overdraft facility was available to the Federation at the reporting date secured by a registered mortgage over the property at Australian Football Federation House Phipps Close Deakin ACT.

NOTE 17. KEY MANAGEMENT PERSONNEL COMPENSATION

	Employment Benefits	Post Employment Benefits	Total
	\$	\$	\$
2017			
Total compensation	143,950	13,455	157,405
2016*			
Total compensation	100,920	9,372	110,292

* The 2016 comparative relates to the part year occupation of the key management position.

NOTES TO THE FINANCIAL STATEMENTS
FOR THE YEAR ENDED 31 DECEMBER 2017

	2017 \$	2016 \$
NOTE 18. LEASING COMMITMENTS		
Not later than one year	3,894	3,894
Later than one year and not later than five years	10,936	14,830
Later than five years	-	-
	<u>14,830</u>	<u>18,724</u>

Leasing commitments relate to the lease of the Hawker Football Centre and lease of office equipment. The lease of the Hawker Football Centre is a non-cancellable lease with a ten-year term, with rent payable yearly in advance. The lease of office equipment is a non-cancellable lease with a five-year term, with rent payable monthly in advance

NOTE 19. EVENTS AFTER THE BALANCE DATE

There have been no events subsequent to the reporting date which require disclosure in the financial report.

NOTE 20. CONTINGENT ASSETS AND LIABILITIES

There are no contingent liabilities or assets as at 31 December 2017 which require disclosure in the financial report.

NOTE 21. RELATED PARTY TRANSACTIONS

No income was paid or payable, or otherwise made available, to any director of the Federation from the Federation.

NOTES TO THE FINANCIAL STATEMENTS
FOR THE YEAR ENDED 31 DECEMBER 2017

NOTE 22. CAPITAL MANAGEMENT

The Board control the capital of the Federation to ensure that adequate cash flows are generated to fund operations. The Board is responsible for the overall risk management strategy.

The Federation's capital consists of financial liabilities, supported by financial assets.

The Board effectively manage the Federation's capital by assessing its financial risks and responding to changes in these risks as well as to changes in the market. These responses may include the consideration of debt levels.

The Federation does not have a formal policy on capital management and gearing ratios.

NOTE 23. MEMBERS' GUARANTEE

The Federation is incorporated under the *Corporations Act 2001* and is a company limited by guarantee. If the Federation is wound up, the Constitution states that each member is required to contribute a maximum of \$20 each towards meeting any outstanding obligations of the company. At 31 December 2017 the number of members was 12.

NOTE 24. COMPANY DETAILS

The registered office for the Federation is:

ACT Football Federation Limited
Unit 2
3 Phipps Close
Deakin ACT 2600

The principal place of business for the Federation is:

ACT Football Federation Limited
Unit 2
3 Phipps Close
Deakin ACT 2600.



AccountAbility (ACT) Pty Ltd
ACN: 088 095 354

3/20 Challis Street, Dickson ACT 2602
PO Box 776, Mitchell ACT 2911

Telephone: 02 6262 4309

Email: admin@accountabilitywft.com.au
www.accountabilitywft.com.au

Liability limited by a scheme approved under
Professional Standards Legislation

INDEPENDENT AUDITOR'S REPORT TO THE MEMBERS OF ACT FOOTBALL
FEDERATION LIMITED

Report on the Audit of the Financial Report

Opinion

I have audited the financial report of ACT Football Federation Limited, which comprises the statement of financial position as at 31 December 2017, the statement of comprehensive income, statement of changes in equity and statement of cash flows for the year then ended, and notes to the financial statements, including a summary of significant accounting policies, and the directors' declaration.

In my opinion the financial report of ACT Football Federation Limited has been prepared in accordance with the *Corporations Act 2001*, including:

- a) giving a true and fair view of ACT Football Federation Limited's financial position as at 31 December 2017 and of its financial performance for the year then ended; and
- b) complying with Australian Accounting Standards and the Corporations Regulation 2001.

Basis for Opinion

I conducted my audit in accordance with Australian Auditing Standards. My responsibilities under those standards are further described in the Auditor's Responsibilities for the Audit of the Financial Report section of my report. I am independent of ACT Football Federation Limited in accordance with the ethical requirements of the *Accounting Professional and Ethical Standards Board's APES 110 Code of Ethics for Professional Accountants* (the *Code*) that are relevant to my audit of the financial report in Australia. I have also fulfilled my other ethical responsibilities in accordance with the *Code*.

I believe that the audit evidence I have obtained is sufficient and appropriate to provide a basis my opinion.

Other Information

The directors' are responsible for the other information. The other information comprises the information included in external reports prepared by ACT Football Federation Limited and made available to members and the public such as the Annual Report, but does not include the financial report and my auditor's report thereon.

My opinion on the financial report does not cover the other information and accordingly I do not express any form of assurance conclusion thereon.

In connection with my audit of the financial report, my responsibility is to read the other information and, in doing so, consider whether the other information is materially inconsistent with the financial report or my knowledge obtained in the audit or otherwise appears to be materially misstated.

If, based on the work I have performed, I conclude that there is a material misstatement of this other information, I am required to report that fact. I have nothing to report in this regard.

Responsibilities of Directors' for the Financial Report

The directors' of ACT Football Federation Limited are responsible for the preparation and fair presentation of the financial report in accordance with Australian Accounting Standards and the *Corporations Act*, and for such internal control as the directors' determine is necessary to enable the preparation of the financial report that is free from material misstatement, whether due to fraud or error.

In preparing the financial report, the directors' are responsible for assessing ACT Football Federation Limited's ability to continue as a going concern, disclosing, as applicable, matters related to going concern and using the going concern basis of accounting unless the directors' either intends to liquidate ACT Football Federation Limited or to cease operations, or has no realistic alternative but to do so.

The directors' are responsible for overseeing ACT Football Federation Limited's financial reporting process.

Auditor's Responsibilities for the Audit of the Financial Report

My objectives are to obtain reasonable assurance about whether the financial report as a whole is free from material misstatement, whether due to fraud or error, and to issue an auditor's report that includes my opinion. Reasonable assurance is a high level of assurance, but is not a guarantee that an audit conducted in accordance with Australian Auditing Standards will always detect a material misstatement when it exists. Misstatements can arise from fraud or error and are considered material if, individually or in the aggregate, they could reasonably be expected to influence the economic decisions of users taken on the basis of the financial report.


As part of an audit in accordance with the Australian Auditing Standards, I exercise professional judgement and maintain professional scepticism throughout the audit.

I also:


- Identify and assess the risks of material misstatement of the financial report, whether due to fraud or error, design and perform audit procedures responsive to those risks, and obtain audit evidence that is sufficient and appropriate to provide a basis for my opinion. The risk of not detecting a material misstatement resulting from fraud is higher than for one resulting from error, as fraud may involve collusion, forgery, intentional omissions, misrepresentations, or the override of internal control.
- Obtain an understanding of internal control relevant to the audit in order to design audit procedures that are appropriate in the circumstances, but not for the purpose of expressing an opinion on the effectiveness of the ACT Football Federation Limited's internal controls.
- Evaluate the appropriateness of accounting policies used and the reasonableness of accounting estimates and related disclosures made by ACT Football Federation Limited.
- Conclude on the appropriateness of ACT Football Federation Limited' use of the going concern basis of accounting and, based on the audit evidence obtained, whether a material uncertainty exists related to events or conditions that may cast significant doubt on ACT Football Federation Limited's ability to continue as a going concern. If I conclude that a material uncertainty exists, I am required to draw attention in my auditor's report to the related disclosures in the financial report or, if such disclosures are inadequate, to modify my opinion. My conclusions are based on the audit evidence obtained up to the date of my auditor's report. However, future events or conditions may cause ACT Football Federation Limited to cease to continue as a going concern.
- Evaluate the overall presentation, structure and content of the financial report, including the disclosures, and whether the financial report represents the underlying transactions and events in a manner that achieves fair presentation.

I communicate with ACT Football Federation Limited regarding, among other matters, the planned scope and timing of the audit and significant audit findings, including when considered necessary any significant deficiencies in internal control that I identify during my audit.

AccountAbility

A handwritten signature in dark ink, appearing to read 'Anthony Wilson', written in a cursive style.

Anthony Wilson
Registered Company Auditor
Canberra, ACT
19 March 2018



Football House 2/3 Phipps Close, Deakin, ACT 2600
PO Box 50 Curtin ACT, 2605

info@capitalfootball.com.au

Phone: +61 (02) 6260 4000 Fax: +61 (02) 6260 4999